

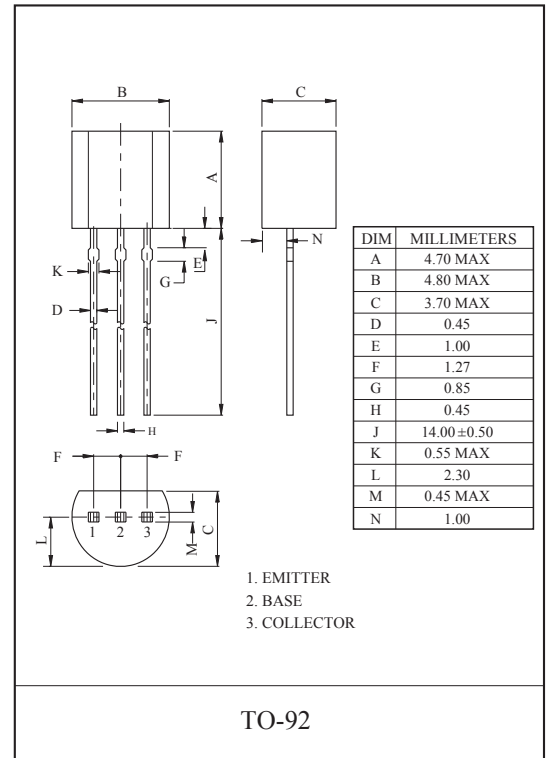
HIGH VOLTAGE APPLICATION.

FEATURES

- High Breakdown Voltage.
- Complementary to MPSA44.

MAXIMUM RATING (Ta=25°C)

CHARACTERISTIC	SYMBOL	RATING	UNIT
Collector-Base Voltage	V_{CBO}	-400	V
Collector-Emitter Voltage	V_{CEO}	-400	V
Emitter-Base Voltage	V_{EBO}	-6	V
Collector Current	I_C	-300	mA
Collector Power Dissipation	P_C	625	mW
Junction Temperature	T_j	150	°C
Storage Temperature Range	T_{stg}	-55 ~ 150	°C



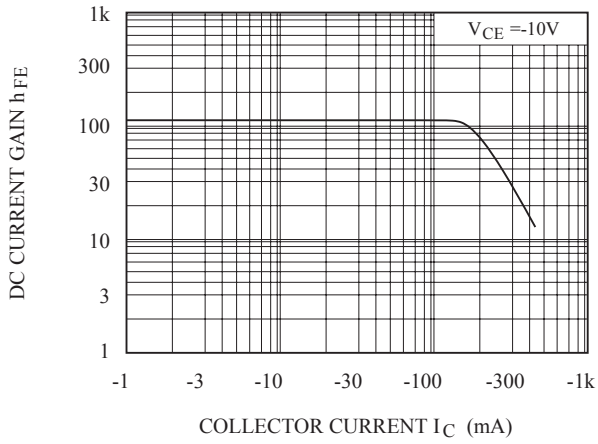
ELECTRICAL CHARACTERISTICS (Ta=25°C)

CHARACTERISTIC	SYMBOL	TEST CONDITION	MIN.	TYP.	MAX.	UNIT
Collector-Base Breakdown Voltage	$V_{(BR)CBO}$	$I_C = -100\mu A, I_E = 0$	-400	-	-	V
Collector-Emitter Breakdown Voltage	$V_{(BR)CEO}$	$I_C = -1mA, I_B = 0$	-400	-	-	V
Collector-Emitter Breakdown Voltage	$V_{(BR)CES}$	$I_C = -100\mu A, I_B = 0$	-400	-	-	V
Emitter-Base Breakdown Voltage	$V_{(BR)EBO}$	$I_E = -10\mu A, I_C = 0$	-6.0	-	-	V
Collector Cut off Current	I_{CBO}	$V_{CB} = -300V, I_E = 0$	-	-	-100	nA
Collector Cut off Current	I_{CES}	$V_{CE} = -400V, I_B = 0$	-	-	-1	μA
Emitter Cutoff Current	I_{EBO}	$V_{EB} = -4V, I_C = 0$	-	-	-100	nA
DC Current Gain *	h_{FE}	$V_{CE} = -10V, I_C = -1mA$	40	-	-	
		$V_{CE} = -10V, I_C = -10mA$	50	-	300	
		$V_{CE} = -10V, I_C = -50mA$	45	-	-	
		$V_{CE} = -10V, I_C = -100mA$	40	-	-	
Collector-Emitter Saturation Voltage *	$V_{CE(sat)}$	$I_C = -10mA, I_B = -1mA$	-	-	-0.5	V
Base-Emitter Saturation Voltage *	$V_{BE(sat)}$	$I_C = -10mA, I_B = -1mA$	-	-	-0.75	V
Collector Output Capacitance	C_{ob}	$V_{CB} = -20V, I_E = 0, f = 1MHz$	-	7	-	pF

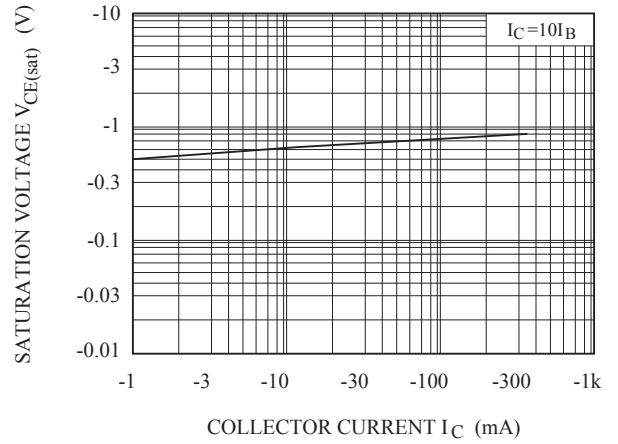
*Pulse Test : Pulse Width $\leq 300\mu S$, Duty Cycle $\leq 2\%$

MPSA94

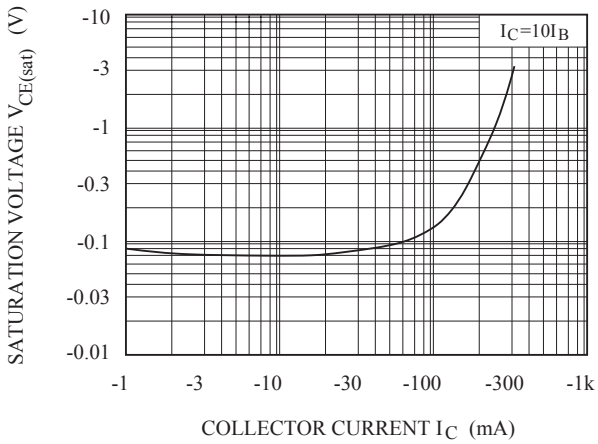
$h_{FE} - I_C$



$V_{CE(sat)} - I_C$



$V_{CE(sat)} - I_C$



$C_{ob} - V_{CB}$

