


CMSH3-100MHV | CMSH3-200MHV CMSH3-150MHV

3.0A, 100V thru 200V Schottky Rectifiers in the SMB package



Central Semiconductor's CMSH3-100MHV series of 100V, 150V and 200V high efficiency 3 amp surface mount Schottky rectifiers provide high reverse voltage capability. This makes these devices ideal for use in applications where energy efficiency, power density and small package size are critical design elements.

Features:

- High reverse voltage capability
- Low reverse leakage
- Very low forward voltage
- High surge capability

Applications:

- Reverse polarity protection
- DC-DC output rectification
- Voltage clamping

Benefits:

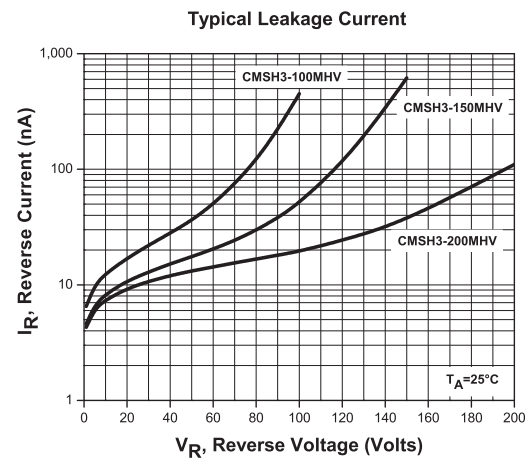
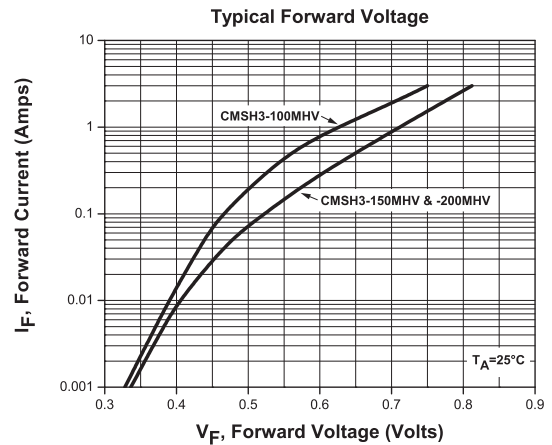
- Energy efficiency
- High reliability
- Space savings
- Industry standard package

Samples:



To order samples of these devices visit:
www.centrasemi.com/info/CMSH3

Typical Electrical Characteristics



	Maximum Ratings ($T_A = 25^\circ\text{C}$ unless otherwise noted)				Electrical Characteristics ($T_A = 25^\circ\text{C}$ unless otherwise noted)				
	V_{RRM} (V) MAX	I_O $T_L = 125^\circ\text{C}$ (A) MAX	T_J, T_{stg} ($^\circ\text{C}$) MAX	I_{FSM} (A) MAX	V_F		@ I_F	I_R $*T_J = 100^\circ\text{C}$ MAX	@ V_R
					(V) TYP	(V) MAX	(A)		(V)
CMSH3-100MHV	100	3.0	-65 to +175	80	0.75	0.80	3.0	50 μA *20mA	100 100
CMSH3-150MHV	150	3.0	-65 to +175	80	0.81	0.90	3.0	50 μA *20mA	150 150
CMSH3-200MHV	200	3.0	-65 to +175	80	0.81	0.90	3.0	50 μA *20mA	200 200

Use QR reader for direct link to product web page.

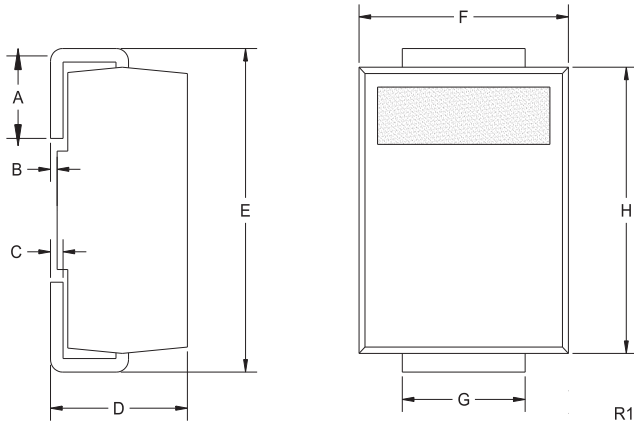
weblink scan



CMSH3-100MHV | CMSH3-200MHV CMSH3-150MHV

3.0A, 100V thru 200V Schottky Rectifiers in the SMB package

Mechanical Drawing - SMB



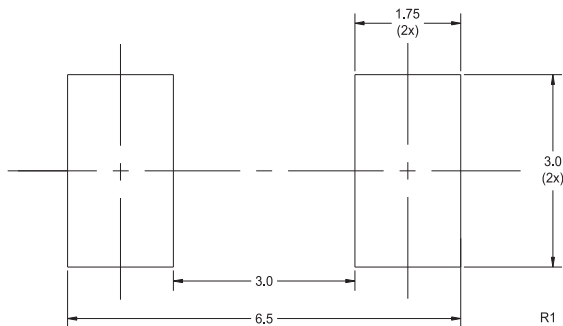
SYMBOL	DIMENSIONS			
	INCHES		MILLIMETERS	
A	0.030	0.060	0.76	1.52
B	0.004	0.008	0.10	0.20
C	0.006	0.012	0.15	0.30
D	0.086	0.096	2.18	2.44
E	0.200	0.220	5.08	5.59
F	0.130	0.150	3.30	3.81
G	0.077	0.083	1.96	2.11
H	0.160	0.180	4.06	4.57

SMB (REV: R1)

Part Marking

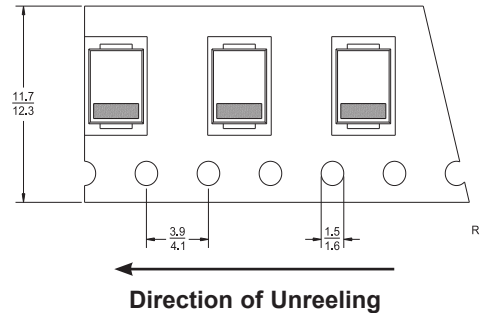
DEVICE	MARKING CODE
CMSH3-100MHV	CS310MHV
CMSH3-150MHV	CS315MHV
CMSH3-200MHV	CS320MHV

Mounting Pad Geometry (Dimensions in mm)



Tape Dimensions and Orientation (Dimensions in mm)

Tape Width: 12mm




Devices are taped in accordance with Electronic Industries Association Standard EIA-481-1-A

Packaging Base / Ordering Information

Reel Size	Quantity	Central Item No.
13"	3,000 pcs.	CMSH3-100MHV TR13
		CMSH3-150MHV TR13
		CMSH3-200MHV TR13

Literature



New
SMD SELECTION GUIDE

Stay up to date on Central's latest new products:

Subscribe to Central's
eNewsletter



www.centrasemi.com/subscribe

Order your selection guide today.
Visit: web.centrasemi.com/search/sample.php

Reel Packing Information

Reel Size	Reels per Box (Maximum)	Parts per Box (Maximum)	Box Dimensions		Shipping Weight (Max.)	
			INCH	CM	LB	KG
13"	5	15,000	15x4x15	38x10x38	8	4
	14	42,000	15x15x9	38x38x23	21	10
	26	78,000	15x15x18	38x38x46	39	18

Central™ Innovative Discrete
Semiconductor Corp. Semiconductors

For further information contact:
Sales at Central Semiconductor Corp.
(631) 435-1110 or visit:
www.centrasemi.com

145 Adams Avenue • Hauppauge • New York • 11788 • USA • Tel:(631) 435-1110 • Fax:(631) 435-1824

PB CMSH3-100MHV Series