

6

5

4

3

2

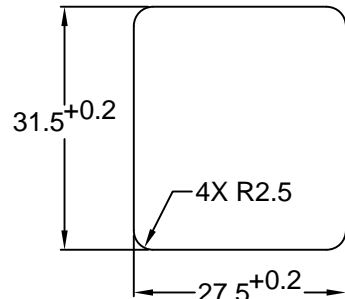
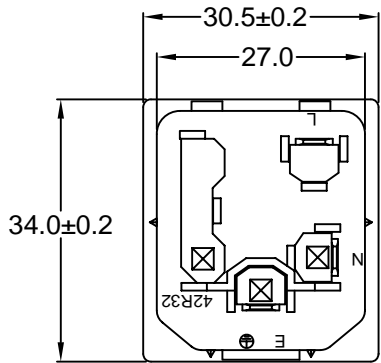
1

**MATERIAL AND FINISH:**

Insulator: Polycarbonate, UL-94V-0 rated  
Contacts: Brass, Nickel plated

**ELECTRICAL SPECIFICATIONS:**

Current rating: 10 A  
Voltage rating: 250 VAC  
Insulation resistance: 100 Mohm min. at 500 VDC  
Dielectric withstanding voltage: 2000 VAC for one minute



**RECOMMENDED PANEL CUTOUT**

**ORDERING CODE:**

42R32-3 - - -  
1 2 3 4

**1) COLOR**

- 1 = BLACK
- 2 = GRAY

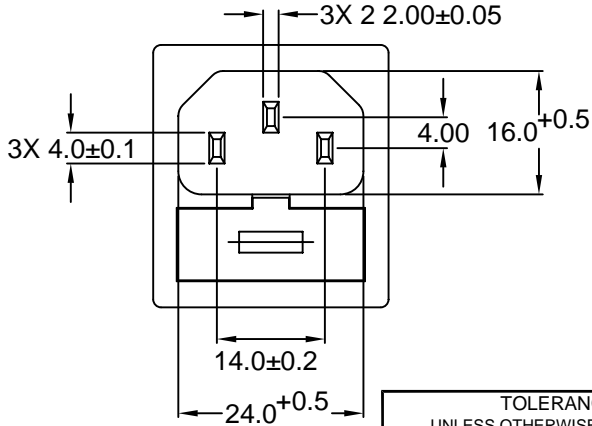
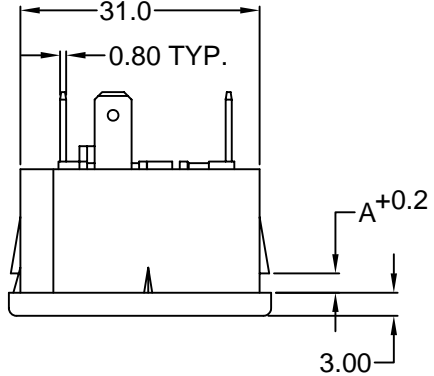
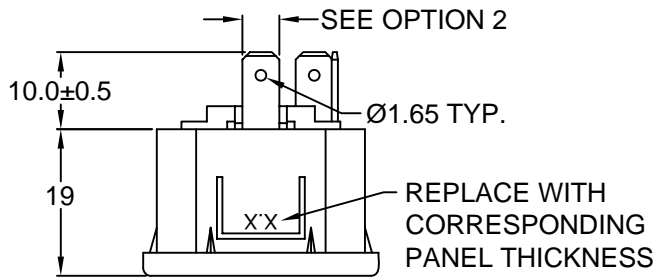
**2) TERMINAL OPTIONS**

- 1 = .187(4.8)
- 2 = .250(6.3)

**3) ELECTRICAL CIRCUIT CONFIGURATION**

- 1 = 10A 250V 70°C 2+GROUND
- 2 = 10A 250V 120°C 2+GROUND
- 4 = 10A 250V 70°C 2 POLE

**4) PANEL THICKNESS**



P/N	A	MAX. PANEL THICKNESS
42R32-3XXX-150	1.5	1.5
42R32-3XXX-200	2.0	2.0
42R32-3XXX-250	2.5	2.5

ADDITIONAL PANEL THICKNESS AVAILABLE ON REQUEST

**Power Dynamics, Inc.**  
Phone: 973 560-0019 Whippany, New Jersey Fax: 973 560-0076

PART: IEC 60320 SINGLE FUSE HOLDER APPL. INLET; QUICK CONNECT TERMINALS; SNAP-IN

**42R32-3XXX-XXX** SHEET 1 of 1

SCALE: NTS ALL DIMENSIONS FOR REFERENCE ONLY DIMENSIONS ARE IN MILLIMETERS REV:

TOLERANCE UNLESS OTHERWISE SPECIFIED			
X	± 1		
X.X	± 0.4		
X.XX	± 0.20		
DRAWN BY	GQ	DATE:	09/09/01
CHECK BY	TD	DATE:	09/09/01
APPR BY	PB	DATE:	09/09/01

**RoHS COMPLIANT**

D

C

B

A

REV	DATE	CHANGE	CHK	CHK	APPR