

RoHS Compliant Product
A suffix of "-C" specifies halogen free

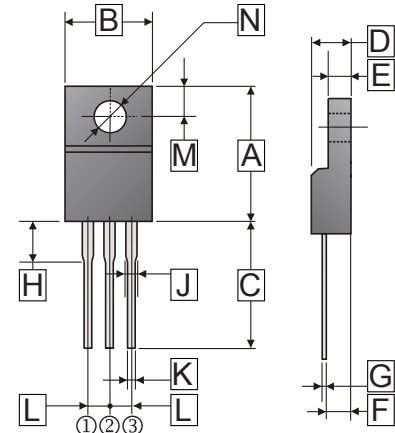
FEATURES

- Low forward voltage drop
- High current capability
- High reliability
- High surge current capability
- Epitaxial construction

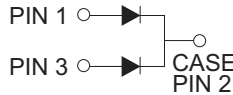
MECHANICAL DATA

- Case: Molded plastic
- Epoxy: UL94V-0 rate flame retardant
- Lead: Lead solderable per MIL-STD-202 method 208 guaranteed
- Polarity: As Marked
- Mounting position: Any
- Weight: 2.24 grams (approximate)

ITO-220



REF.	Millimeter		REF.	Millimeter	
	Min.	Max.		Min.	Max.
A	14.60	15.60	H	3.00	3.80
B	9.50	10.50	J	0.90	1.50
C	12.60	13.70	K	0.50	0.90
D	4.30	4.70	L	2.34	2.74
E	2.50	3.2	M	2.40	2.90
F	2.40	2.80	N	φ 3.0	φ 3.4
G	0.30	0.70			



MAXIMUM RATINGS AND ELECTRICAL CHARACTERISTICS

(Rating 25°C ambient temperature unless otherwise specified. Single phase half wave, 60Hz, resistive or inductive load. For capacitive load, de-rate current by 20%.)

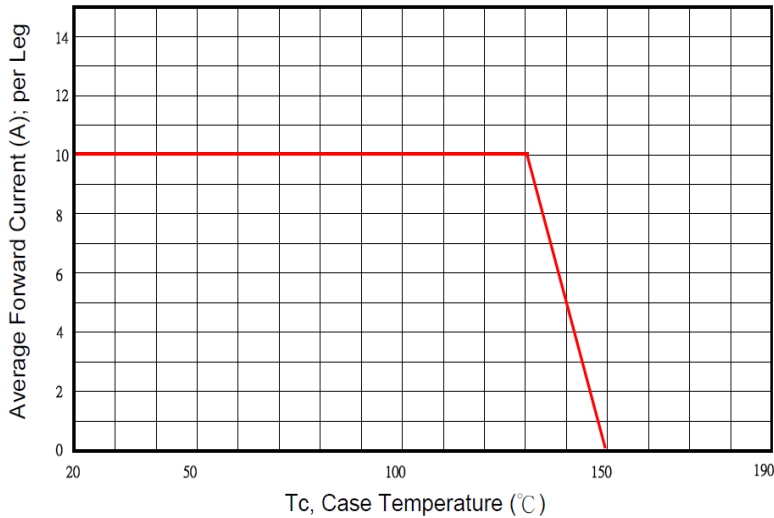
Parameter	Symbol	Rating	Unit
Maximum Recurrent Peak Reverse Voltage	V_{RRM}	100	V
Working Peak Reverse Voltage	V_{RSM}	100	V
Maximum DC Blocking Voltage	V_{DC}	100	V
Maximum Average Forward Rectified Current	Per Leg	10	A
	Per Device	20	
Peak Forward Surge Current, 8.3 ms single half sine-wave superimposed on rated load (JEDEC method)	I_{FSM}	150	A
Maximum Instantaneous Forward Voltage	$I_F=10A, T_A=25^{\circ}C, \text{ per leg}$	0.85	V
	$I_F=10A, T_A=125^{\circ}C, \text{ per leg}$	0.69	
Maximum DC Reverse Current at Rated DC Blocking Voltage ³	$T_A=25^{\circ}C$	0.3	mA
	$T_A=125^{\circ}C$	5	
Typical Junction Capacitance ¹	C_J	580	pF
Typical Thermal Resistance ²	$R_{\theta JC}$	4	°C / W
Voltage Rate Of Change (Rated V_R)	dv / dt	10000	V / μs
Operating Temperature Range T_J	T_J	-50~150	°C
Storage Temperature Range T_{STG}	T_{STG}	-65~175	°C

Notes:

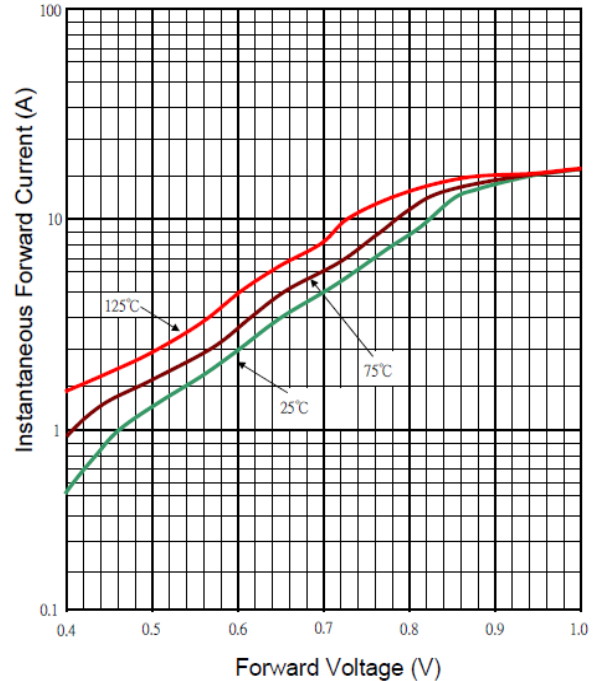
1. Measured at 1MHz and applied reverse voltage of 5.0V D.C.
2. Thermal Resistance Junction to Case.
3. Pulse test: 300uS pulse width, 1% duty cycle.

RATINGS AND CHARACTERISTIC CURVES

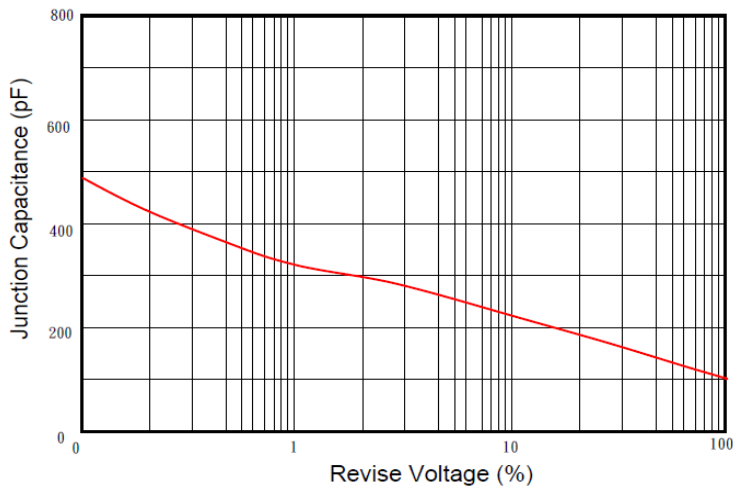
Typical Forward Current Derating Curve



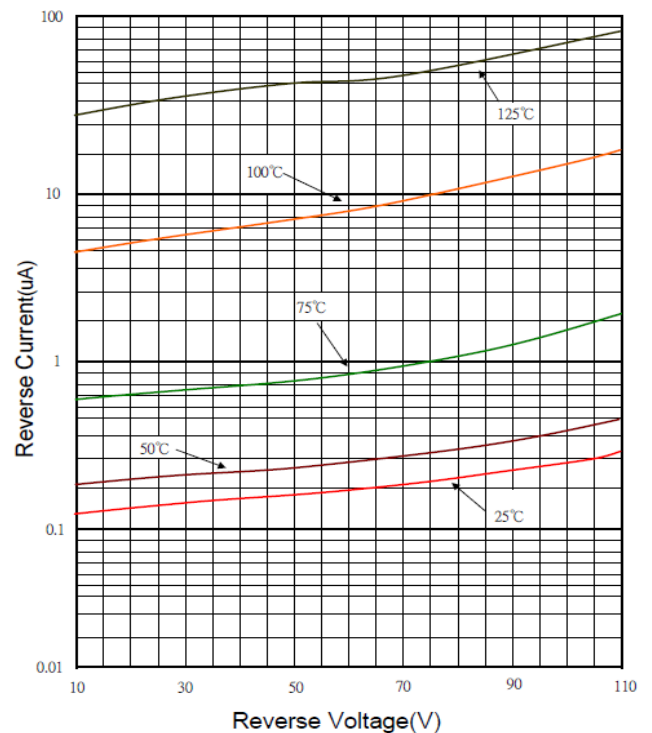
Typical Forward Characteristic



Typical Junction Capacitance



Typical Reverse Characteristic



Maximum Non- Repetitive Forward Surge Current

