

PLEASE CHECK WWW.MOLEX.COM FOR LATEST PART INFORMATION

Part Number: [0190010006](#)
Status: **Active**
Description: Avikrimp™ Quick Disconnect, Male, for 14-16 (2.00-1.30), Box, Tab 6.35mm (.250") x 0.81mm (.032")

Documents:

[Drawing \(PDF\)](#) [RoHS Certificate of Compliance \(PDF\)](#)

Agency Certification

CSA	LR18689
TUV	R9071070
UL	E79133

General

Product Family	Quick Disconnects
Series	19001
Crimp Quality Equipment	Yes
Product Name	Avikrimp™
Type	Quick Disconnect

Physical

Barrel Type	Closed
Flammability	94V-0
Gender	Male
Glow-Wire Compliant	No
Insulation	Nylon (PA)
Lock to Mating Part	None
Material - Metal	Brass
Material - Plating Mating	Zinc Chromate
Material - Plating Termination	Zinc Chromate
Orientation	Straight
Packaging Type	Bag
Plating min: Mating (µin)	200
Plating min: Mating (µm)	5
Plating min: Termination (µin)	200
Plating min: Termination (µm)	5
Polarized to Mating Part	No
Tab Thickness	0.81mm (.032")
Tab Width	6.35mm (.250")
Temperature Range - Operating	-65°C to +105°C
Wire Insulation Diameter	4.32mm (.170") max.
Wire Size AWG	14, 16
Wire Size mm²	1.30 - 2.00

Electrical

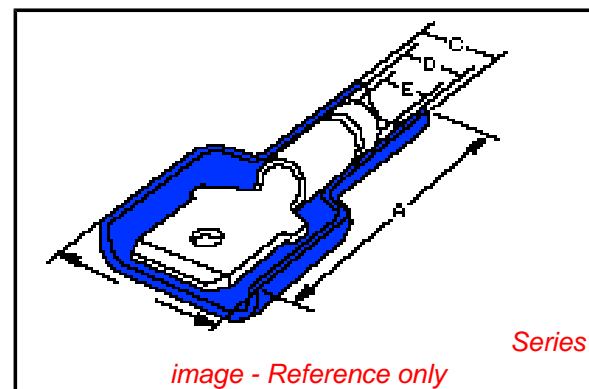
Voltage - Maximum	300V
-------------------	------

Material Info

Old Part Number	BB-5262
-----------------	---------

Reference - Drawing Numbers

Sales Drawing	SD-19001-003
---------------	--------------



EU RoHS

ELV and RoHS Compliant
REACH SVHC
 Not Reviewed
Halogen-Free Status

China RoHS



Need more information on product environmental compliance?

Email productcompliance@molex.com
 For a multiple part number RoHS Certificate of Compliance, [click here](#)

Please visit the [Contact Us](#) section for any non-product compliance questions.

Search Parts in this Series

[19001Series](#)

Use With

[19002-0024](#) , [19002-0025](#) , [19002-0027](#)

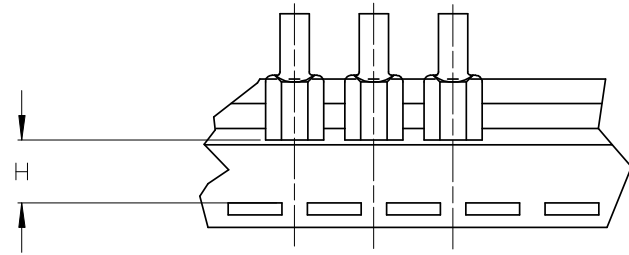
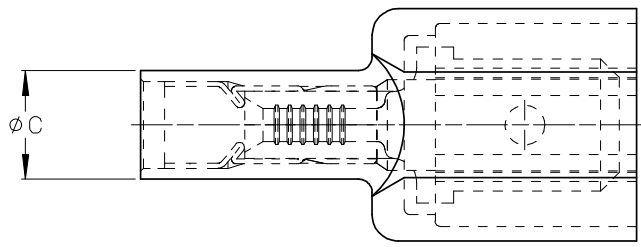
Application Tooling | FAQ

Tooling specifications and manuals are found by selecting the products below. Crimp Height Specifications are then contained in the Application Tooling Specification document.

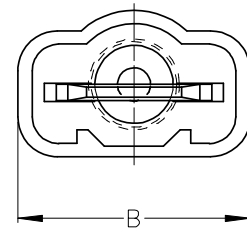
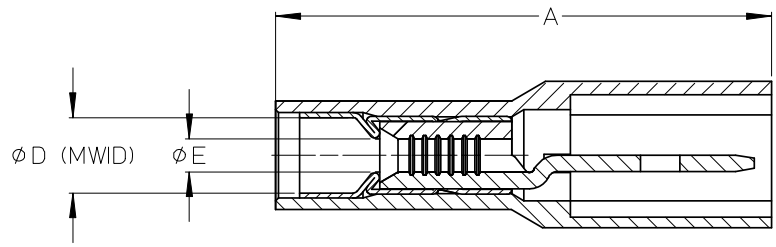
Global

Description	Product #
Hand Crimp Tool	0640012600
Crimp Head for the AT-200™ Pneumatic Hand Tool	0640052600

ASSEMBLY NUMBER		TAPE NUMBER		ITEM DESCRIPTION			DIMENSIONS					
MATERIAL NUMBER	ENGINEERING NUMBER	MATERIAL NUMBER	TAPE ENG. NUMBER	COLOR	WIRE GAUGE	TAB SIZE	'A' MAX	'B' MAX	'C' MAX	'D' MIN	'E' MIN	'H' REF
190010001	AA-5260	190010002	AA-5260T	RED	22-18AWG (0.38-0.96mm ²)	.250 x .032 (6.35 x 0.81)	.96/24.4	.45/11.4	.22/5.6	.140/3.56	(A).054/1.37	.48/12.2
190010003	AA-5266	190010005	AA-5266T	RED	22-18AWG (0.38-0.96mm ²)	.187 x .020 (4.75 x 0.51)	.90/22.9	.38/9.7	.22/5.6	.170/4.32	(A).054/1.37	.52/13.3
190010006	BB-5262	190010007	BB-5262T	BLUE	16-14 AWG (1.23-1.94mm ²)	.250 x .032 (6.35 x 0.81)	.96/24.4	.45/11.4	.25/6.4	.140/3.56	.084/2.13	.48/12.2
190010008	BB-5268	190010009	BB-5268T	BLUE	16-14 AWG (1.23-1.94mm ²)	.187 x .020 (4.75 x 0.51)	.90/22.9	.38/9.7	.25/6.4	.170/4.32	.084/2.13	.52/13.3



TAPE MOUNTING DETAIL



(A) NOTES:

1. TERMINAL MATERIAL: BRASS
2. TERMINAL PLATING: ZINC CHROMATE
3. HOUSING: 6/6 NYLON
4. MWID: MAXIMUM WIRE INSULATION DIAMETER
5. TAB DIMENSIONS CONFORM TO UL310 SPECIFICATIONS.
6. ASSEMBLY IS ROHS COMPLIANT

REDRAW, MATERIALS
 EEC NO: ETC2007-0081
 DRWN:EHILE 2008/01/28
 CHKD:MACNEIL 2008/01/28
 APPR:MACNEIL 2008/02/13

QUALITY SYMBOLS
 ▽=0
 ▽=0

GENERAL TOLERANCES (UNLESS SPECIFIED)	
	INCH
4 PLACES	±---
3 PLACES	±--- ±.005
2 PLACES	±0.13 ±.01
1 PLACE	±0.25 ±---
ANGULAR ±---°	

DRAFT WHERE APPLICABLE MUST REMAIN WITHIN DIMENSIONS

DIMENSION STYLE (A)	
IN/MM	
DRAWN BY	DATE
RCM	1990/05/11
CHECKED BY	DATE
RDEROSS	1990/05/11
APPROVED BY	DATE
RDEROSS	1990/05/11
MATERIAL NO.	SEE CHART
SIZE	B

SCALE	DESIGN UNITS	THIRD ANGLE PROJECTION
4:1	INCH	☉
TITLE		
AVIKRIMP FULLY INSULATED MALE TAB		
MOLEX INCORPORATED		
MATERIAL NO.	DOCUMENT NO.	SHEET NO.
SD-19001-003		1 OF 1
THIS DRAWING CONTAINS INFORMATION THAT IS PROPRIETARY TO MOLEX INCORPORATED AND SHOULD NOT BE USED WITHOUT WRITTEN PERMISSION		