

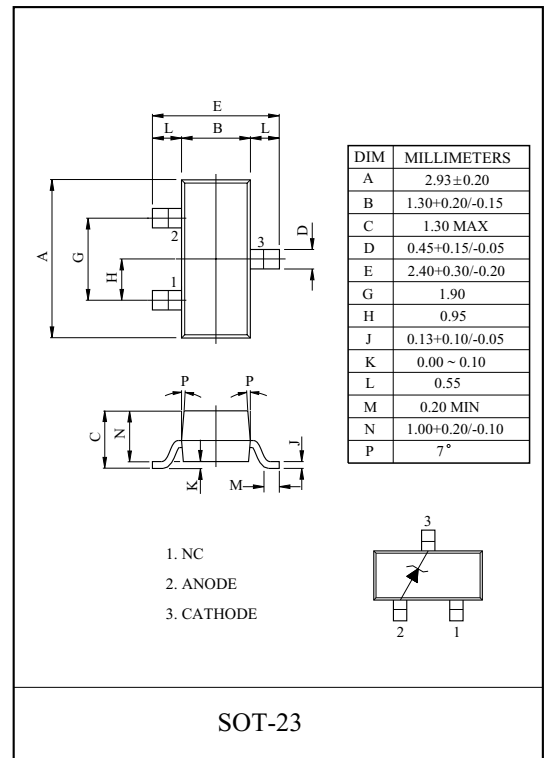
CONSTANT VOLTAGE REGULATION APPLICATION.  
REFERENCE VOLTAGE APPLICATION.  
WAVE FORM CLIPPER

### FEATURES

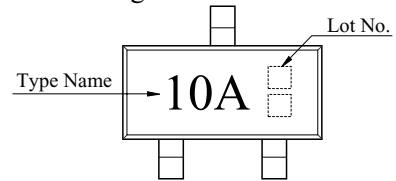
- Small Package : SOT-23
- Sharp breakdown characteristic.

### MAXIMUM RATING (Ta=25 °C)

CHARACTERISTIC	SYMBOL	RATING	UNIT
Power Dissipation	$P_D$	200	mW
Junction Temperature	$T_j$	150	°C
Storage Temperature Range	$T_{stg}$	-55 ~ 150	°C
Operating Temperature	$T_{opr}$	-55 ~ 150	°C



### Marking



### ELECTRICAL CHARACTERISTICS (Ta=25 °C)

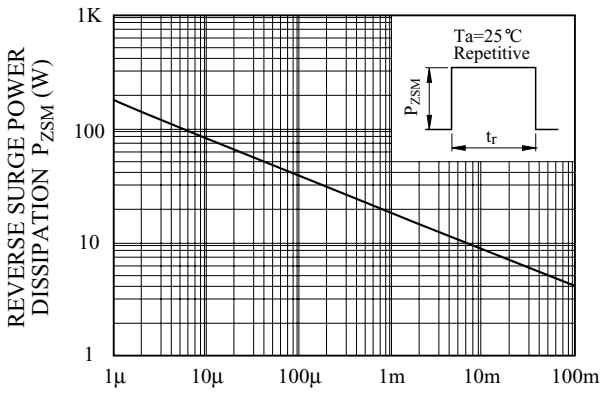
CHARACTERISTIC	SYMBOL	TEST CONDITION	MIN.	TYP.	MAX.	UNIT
Zener Voltage (Note1)	$V_Z$	$I_Z=1mA$	95.0	-	105.0	V
Dynamic Impedan (Note2)	$Z_Z$	$I_Z=1mA$	-	-	700	$\Omega$
Reverse Current	$I_R$	$V_R=76V$	-	-	0.2	$\mu A$

(Note 1)  $V_Z$  is tested with pulsed (40ms)

(Note 2)  $V_Z$  is measured at  $I_Z$  by given a very small A.C current signal.

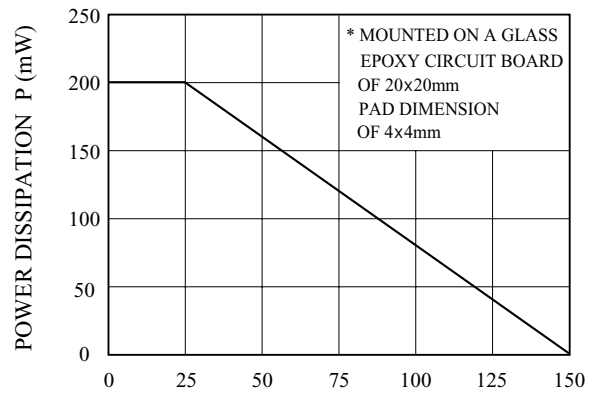
# Z02W100V

$P_{ZSM} - t_w$



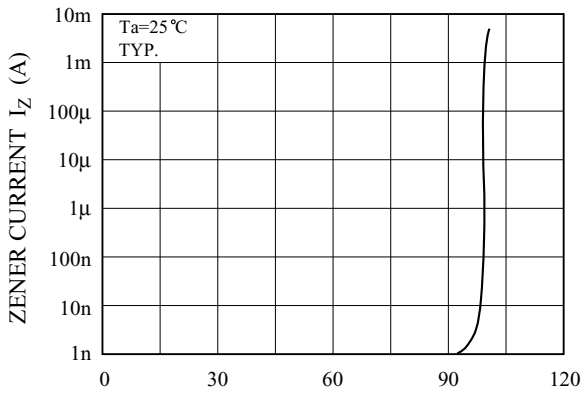
PULSE WIDTH TIME  $t_w$  (S)

$P - T_a$



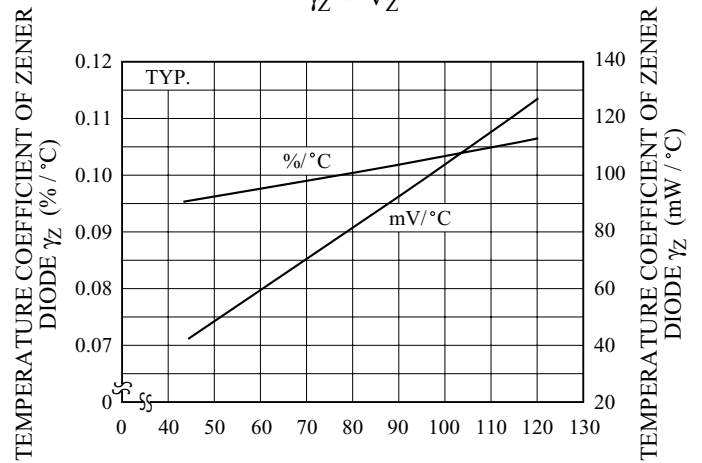
AMBIENT TEMPERATURE  $T_a$  ( $^\circ\text{C}$ )

$I_Z - V_Z$



ZENER VOLTAGE  $V_Z$  (V)

$\gamma_Z - V_Z$



ZENER VOLTAGE  $V_Z$  (V)