

## LOW CAPACITANCE TVS ARRAY



### DESCRIPTION

The RSB6.8G is a noise suppression, low capacitance transient voltage suppressor array, designed to protect applications such as portable electronics and SMART phones. This device is available in a bidirectional configuration and is rated at 10 Watts for an 10/1000 $\mu$ s waveshape.

The RSB6.8G meets IEC 61000-4-2 (ESD) and IEC 61000-4-4 (EFT) requirements. At higher operating frequencies or faster edge rates, insertion loss and signal integrity are a major concern. This device offers a ultra low capacitance and low leakage current in a miniature SOD-723 package.

### FEATURES

- Compatible with IEC 61000-4-2 (ESD): Air - 15kV, Contact - 8kV
- Compatible with IEC 61000-4-4 (EFT): 40A - 5/50ns
- 10 Watts Peak Pulse Power per Line ( $t_p = 10/1000\mu$ s)
- Replacement for MLV (0805)
- Bidirectional Configuration
- Protects One Data Line
- Low Clamping Voltage
- Low Capacitance
- RoHS Compliant
- REACH Compliant


### APPLICATIONS

- Noise Suppression for Data Lines
- SMART Phones
- Digital Cameras
- Laptop Computers

### MECHANICAL CHARACTERISTICS

- Molded JEDEC SOD-723 Package
- Approximate Weight: 5 milligrams
- Lead-Free Pure-Tin Plating (Annealed)
- Solder Reflow Temperature:  
Pure-Tin - Sn, 100: 260-270°C
- 8mm Tape and Reel Per EIA Standard 481
- Flammability Rating UL 94V-0

### PIN CONFIGURATION



**TYPICAL DEVICE CHARACTERISTICS**
**MAXIMUM RATINGS @ 25°C Unless Otherwise Specified**

PARAMETER	SYMBOL	VALUE	UNITS
Peak Pulse Power (tp = 10/1000μs) - See Figure 1	P <sub>PP</sub>	10	Watts
Power Dissipation	P	150	mW
Junction Temperature	T <sub>L</sub>	150	°C
Storage Temperature	T <sub>STG</sub>	-55 to 150	°C
Operating Temperature	T <sub>OPR</sub>	-55 to 150	°C

**ELECTRICAL CHARACTERISTICS PER LINE @ 25°C Unless Otherwise Specified**

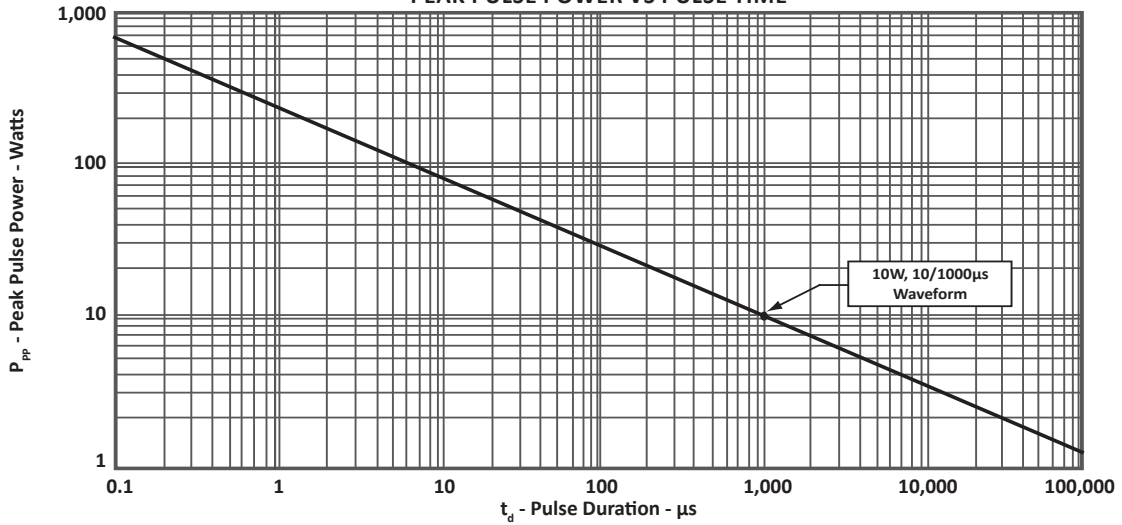
PART NUMBER (Note 1)	DEVICE MARKING	RATED STAND-OFF VOLTAGE  V <sub>WM</sub> VOLTS	MINIMUM BREAKDOWN VOLTAGE  @ 1mA V <sub>(BR)</sub> VOLTS	MAXIMUM LEAKAGE CURRENT  @3.5V I <sub>D</sub> μA	MAXIMUM CAPACITANCE  @0V, 1MHz C pF
RSB6.8G	A	4.7	5.7	0.5	15

**NOTES**

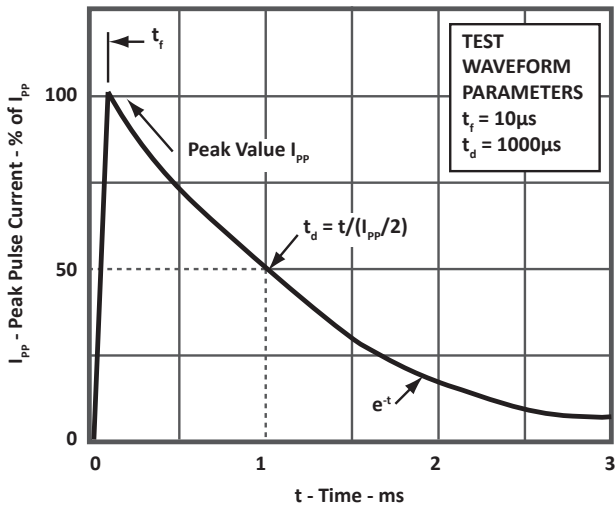
1. Bidirectional device. Test both polarities.

**TYPICAL DEVICE CHARACTERISTICS**

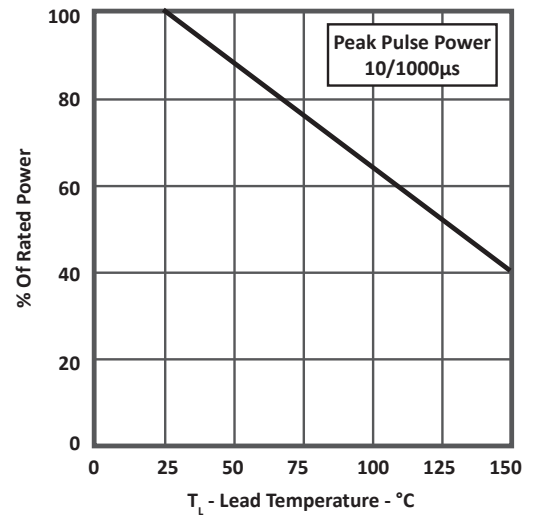
**FIGURE 1  
PEAK PULSE POWER VS PULSE TIME**



**FIGURE 2  
PULSE WAVEFORM**



**FIGURE 3  
POWER DERATING CURVE**




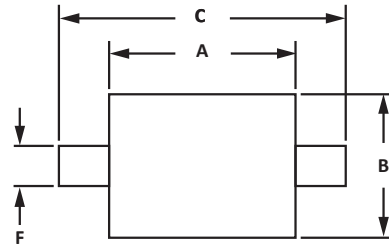
## SOD-723 PACKAGE INFORMATION

### OUTLINE DIMENSIONS

DIM	MILLIMETERS		INCHES	
	MIN	MAX	MIN	MAX
A	0.95	1.05	0.038	0.042
B	0.55	0.65	0.022	0.026
C	1.35	1.45	0.054	0.058
D	0.45	0.66	0.018	0.026
E	0.10	0.16	0.004	0.006
F	0.012 BSE		0.30 BSE	

#### NOTES

1. Dimensioning and tolerances per ANSI Y14.M, 1985.
2. Controlling dimension: millimeters.
3. Dimensions are exclusive of mold flash and metal burrs.

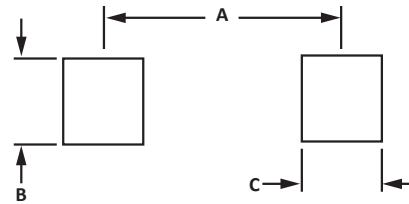


### PAD LAYOUT DIMENSIONS

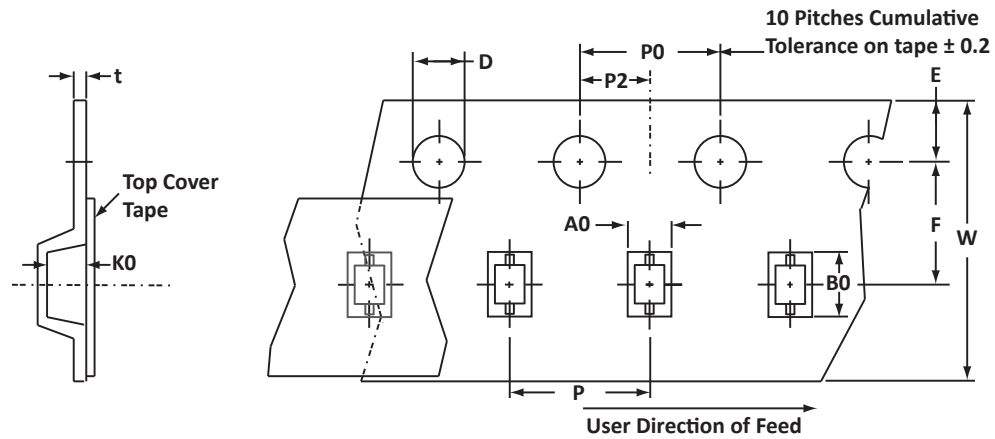
DIM	MILLIMETERS	INCHES
	NOM	NOM
A	1.1	0.043
B	0.45	0.018
C	0.50	0.020

#### NOTES

1. Controlling dimension: millimeters



## TAPE AND REEL



## SPECIFICATIONS

REEL DIA.	TAPE WIDTH	A0	B0	K0	D	E	F	W	P0	P2	P	tmax
178mm (7")	8mm	0.85 ± 0.10	1.65 ± 0.05	0.075 ± 0.05	1.50 ± 0.10	1.75 ± 0.10	3.50 ± 0.05	8.00 ± 0.30	4.00 ± 0.10	2.00 ± 0.05	4.00 ± 0.10	0.25

## NOTES

1. Dimensions are in millimeters.
2. Surface mount product is taped and reeled in accordance with EIA-481.
3. Suffix - T7 = 7" Reel - 3,000 pieces per 8mm tape.
4. Marking on Part - marking code (see page 2) and date code.

Package outline, pad layout and tape specifications per document number 06064.R0 4/06.

## ORDERING INFORMATION

BASE PART NUMBER	LEADFREE SUFFIX	TAPE SUFFIX	QTY/REEL	REEL SIZE	TUBE QTY
RSB6.8G	-LF	-T7	3,000	7"	n/a

This device is only available in a Lead-Free configuration.

## COMPANY INFORMATION

---

### COMPANY PROFILE

In business more than 20 years, ProTek Devices™ is a privately-held company located in Tempe, Arizona, that offers a product line of transient voltage suppressors (TVS); avalanche breakdown diodes; steering diode TVS arrays and other surge suppressor component products. These TVS devices protect electronic systems from the effects of lightning, electrostatic discharge (ESD), nuclear electromagnetic pulses (NEMP), inductive switching and EMI / RFI. ProTek Devices also offers high performance interface and linear products that include analog switches; multiplexers; LED drivers; audio control ICs; RF and related high frequency products. The analog devices work in a host of consumer; industrial; automotive and other applications.

### CONTACT US

#### Corporate Headquarters

2929 South Fair Lane  
Tempe, Arizona 85282  
USA

#### By Telephone

General: 602-431-8101  
Sales: & Marketing: 602-414-5109  
Customer Service: 602-414-5114  
Product Technical Support: 602-414-5107

#### By Fax

General: 602-431-2288

#### By E-mail:

Sales: [sales@protekdevices.com](mailto:sales@protekdevices.com)  
Customer Service: [service@protekdevices.com](mailto:service@protekdevices.com)  
Technical Support: [support@protekdevices.com](mailto:support@protekdevices.com)

#### ProTek Devices (Asia Pacific) Pte. Ltd.

8 Ubi Road 2, #06-19  
Zervex  
Singapore - 408538  
Tel: +65-67488312  
Fax: +65-67488313

#### Web

[www.protekdevices.com](http://www.protekdevices.com)

COPYRIGHT © ProTek Devices 2008 - This literature is subject to all applicable copyright laws and is not for resale in any manner.

SPECIFICATIONS: ProTek reserves the right to change the electrical and or mechanical characteristics described herein without notice.

DESIGN CHANGES: ProTek reserves the right to discontinue product lines without notice and that the final judgement concerning selection and specifications is the buyer's and that in furnishing engineering and technical assistance. ProTek assumes no responsibility with respect to the selection or specifications of such products. ProTek makes no warranty, representation or guarantee regarding the suitability of its products for any particular purpose, nor does ProTek assume any liability arising out of the application or use of any product or circuit and specifically disclaims any and all liability without limitation special, consequential or incidental damages.

LIFE SUPPORT POLICY: ProTek Devices products are not authorized for use in life support systems without written consent from the factory.