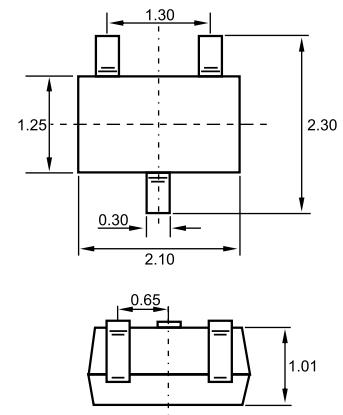


SOT-323



Dimensions in inches and (millimeters)

Features

- ✧ Small surface mounting type.
- ✧ Low V_F and low I_R .
- ✧ High reliability.

Applications

- ✧ For general purpose applications.

Ordering Information

Type No.	Marking	Package Code
RB706F-40	3J	SOT-323

MAXIMUM RATING @ $T_a=25^\circ\text{C}$ unless otherwise specified

Parameter	Symbol	Limits	Unit
Non-Repetitive Peak reverse voltage	V_{RM}	45	V
Diode reverse voltage	V_R	40	V
Average output Current	I_O	30	mA
Forward Surge Current (10ms)	I_{FSM}	200	mA
Power Dissipation	P_d	100	mW
Junction temperature	T_j	125	$^\circ\text{C}$
Storage temperature range	T_{stg}	-55-+125	$^\circ\text{C}$

ELECTRICAL CHARACTERISTICS @ $T_a=25^\circ\text{C}$ unless otherwise specified

Parameter	Symbol	Test conditions	MIN	Typ.	MAX	UNIT
Reverse current	I_R	$V_R=10\text{V}$			1	μA
Forward voltage	V_F	$I_F=1\text{mA}$			0.37	V
Diode capacitance	C_D	$V_R=1\text{V}, f=1\text{MHz}$		2		pF

TYPICAL CHARACTERISTICS @ Ta=25°C unless otherwise specified

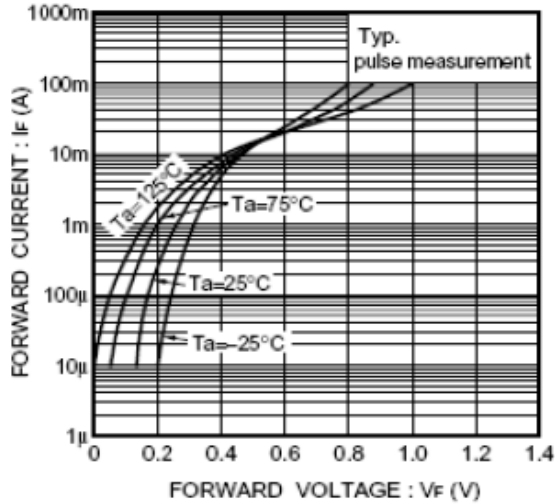


Fig. 1 Forward characteristics

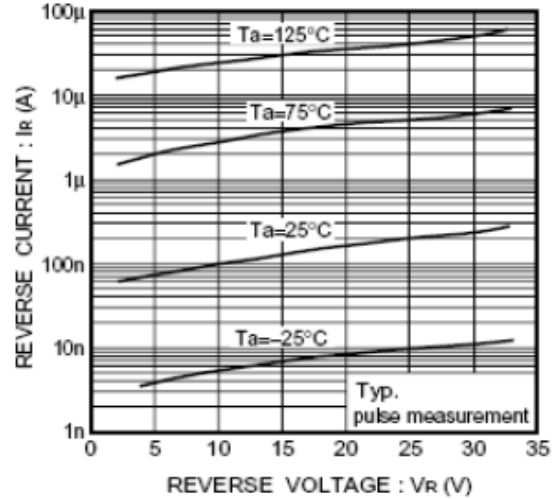


Fig. 2 Reverse characteristics

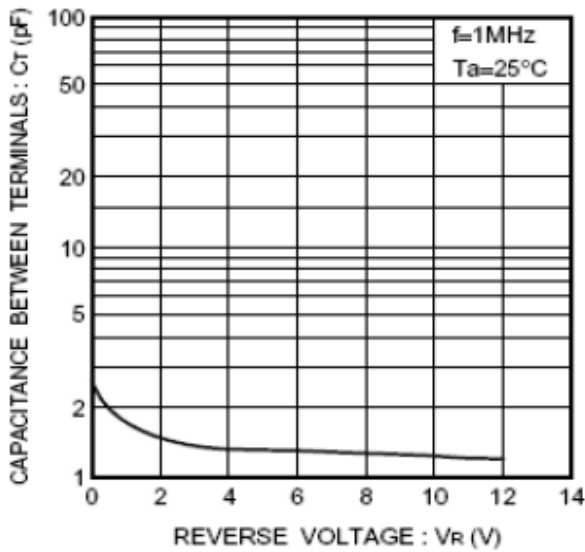


Fig. 3 Capacitance between terminals characteristics

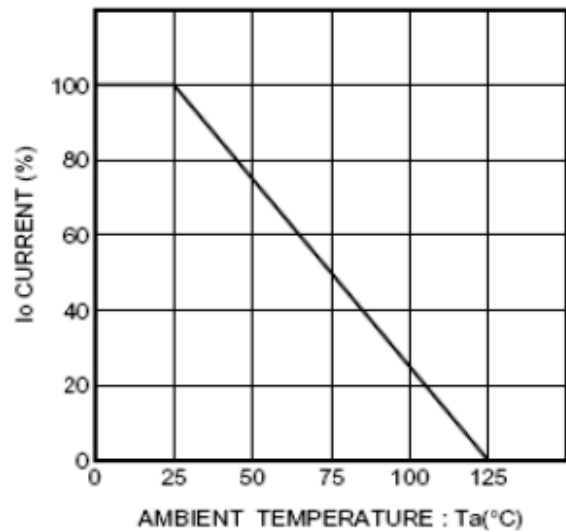


Fig 4. Derating curve (mounting on glass epoxy PCBs)