

KR Electronics

General Description

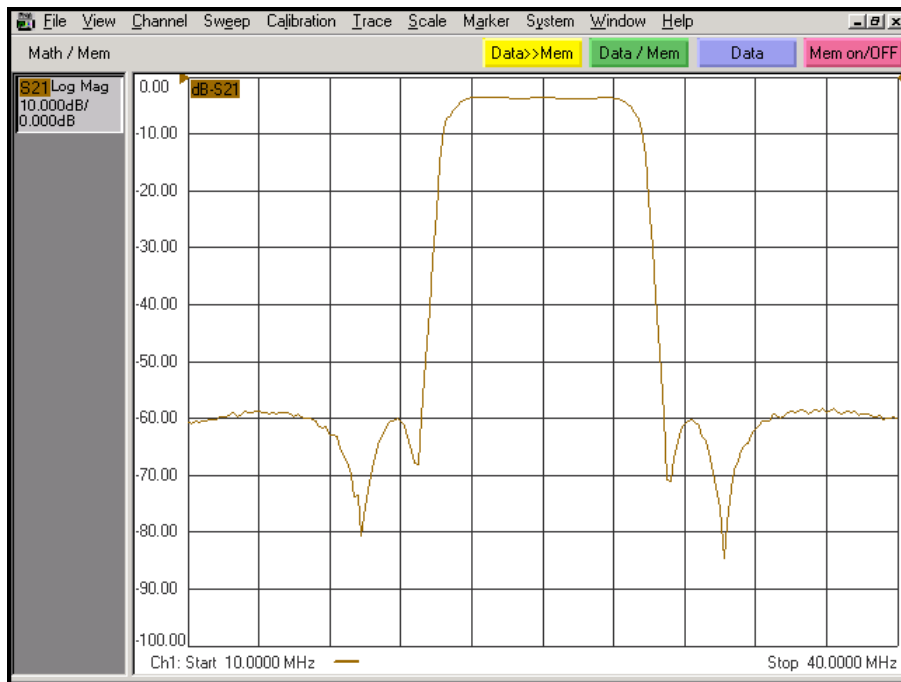
KR 2839 is a 25 MHz elliptic bandpass filter. The 1 dB bandwidth is 6 MHz minimum. The filter is group delay and amplitude equalized. Other center frequencies and bandwidths available. Please consult the factory.

Features

- 25 MHz Center Frequency
- 6 MHz min 1 dB Bandwidth
- Group Delay/Phase Equalized
- Elliptic Response
- Surface Mount
- 50 Ω Source and Load

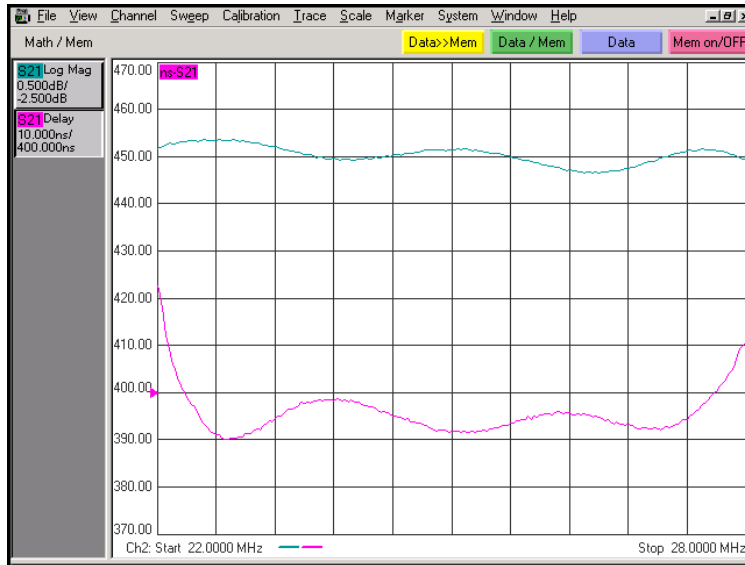
Typical Performance

Overall Response (10 dB/div)

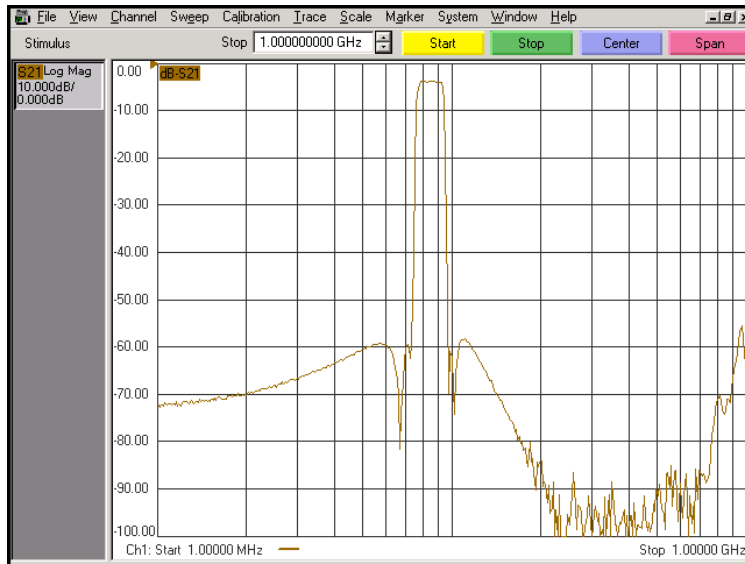


Typical Performance

Passband Amplitude & Group Delay (0.5 dB/div & 10 nsec/div)



Overall Stopband to 1 GHz (10 dB/div)



KR Electronics, Inc.
91 Avenel Street
Avenel, NJ 07001


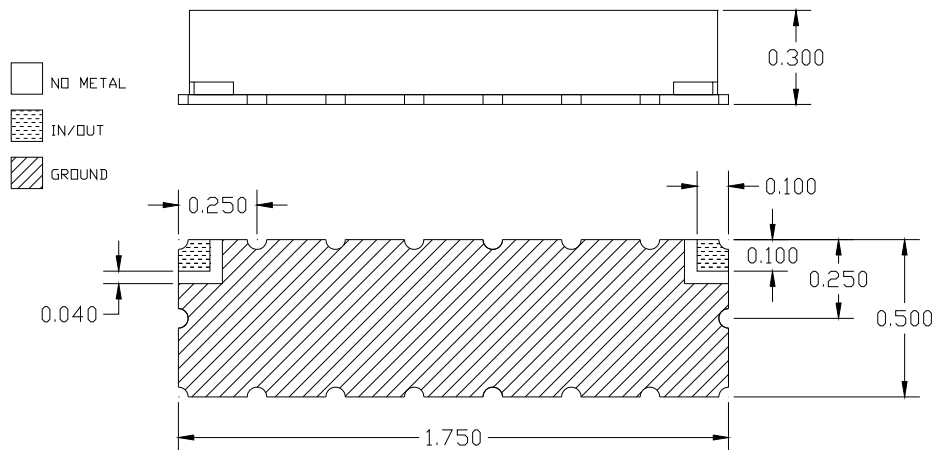
Web: www.krfilters.com
Email: sales@krfilters.com
Phone: (732) 636-1900
Fax: (732) 636-1982

KR Electronics 2839

Specifications

Parameter	Specification	
Filter type	Bandpass	
Center Frequency	25 MHz	
Insertion Loss	< 6 dB (3.5 dB typical)	
Minimum 1 dB Bandwidth	6 MHz min	
Attenuation 20 MHz	40 dB min	Ultimate attenuation >50 dB
Attenuation 30 MHz	40 dB min	Ultimate attenuation >50 dB
Passband Ripple	< 0.5 dB	
Source and Load	50 Ω	

Physical Dimensions



Notes:

1. Surface mount package — Metal cover open frame
2. Dimensions in inches
3. Maximum reflow temperature is 209° C for 10 sec maximum.
4. If boards are cleaned after installation, units must be completely dried.

KR Electronics, Inc.
91 Avenel Street
Avenel, NJ 07001

Web www.krfilters.com
Email sales@krfilters.com
Phone (732) 636-1900
Fax (732) 636-1982