



TAI-SAW TECHNOLOGY CO., LTD.

No. 3, Industrial 2nd Rd., Ping-Chen Industrial District,
Tao-Yuan, 324, Taiwan, R.O.C.

TEL: 886-3-4690038 FAX: 886-3-4697532

E-mail: tstsales@mail.taisaw.com Web: www.taisaw.com

Approval Sheet for Product Specification

Issued Date:

Product Name: 325 MHz IF SAW Filter (SMD 7.0×5.0 mm)

TST Parts No.: TB0398A

Customer Parts No.: _____

Company: _____
Division: _____
Approved by : _____
Date: _____

Checked by: _____ Andy Lee

Approval by: _____ Francis Chen

Date: _____ 2006,11,01



TAI-SAW TECHNOLOGY CO., LTD.

No.3, Industrial 2nd Rd., Ping-Chen Industrial District, Taoyuan, Taiwan, R.O.C.

TEL: 886-3-4690038 FAX: 886-3-4697532

E-mail: tstsales3@mail.taisaw.com Web: www.taisaw.com

SAW Filter 325MHz (SMD 7.0×5.0 mm)

MODEL NO.: TB0398A

Rev. No. 2

A. MAXIMUM RATING:

1. Operating Temperature: -10°C to 60°C
2. Storage Temperature: -40°C to 85°C

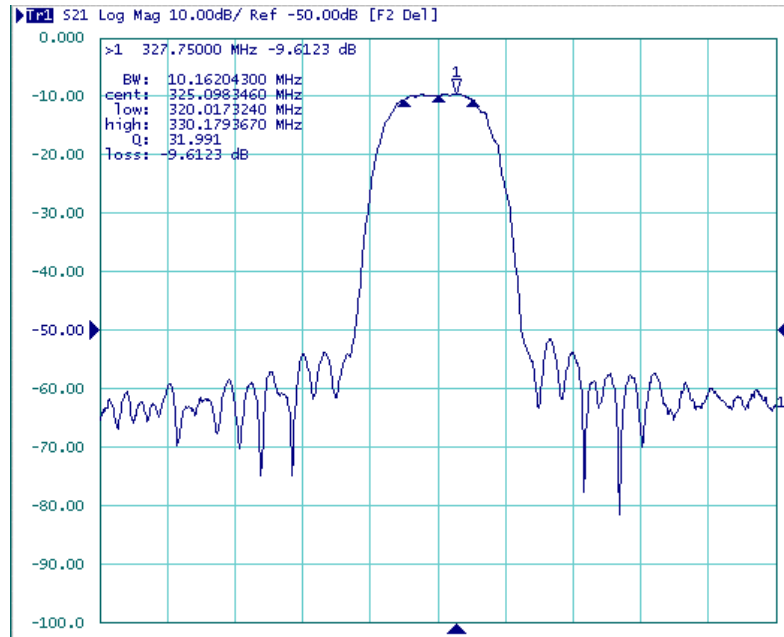
B. Characteristics :

1. Ambient Temperature : 23°C

Item	Unit	Min.	Type.	Max.
Center frequency, Fc	MHz	-	325	-
Insertion Loss, IL	dB	-	9.6	14
Lower 3 dB Bandedge	MHz	-	318.3	320.0
Upper 3 dB Bandedge		330.0	331.3	-
Lower 40 dB Bandedge	MHz	307.5	312.8	-
Upper 40 dB Bandedge		-	337.4	342.5
Amplitude Ripple (321~329 MHz)	dB	-	0.4	1
Phase Linearity (320~330 MHz)	deg	-	5	-
Group Delay Ripple (320~330 MHz)	nsec	-	24	75
Relative Attenuation			-	
10 - 220 MHz	dB	45	50	
220 - 300 MHz	dB	40	46	
350 - 355 MHz	dB	40	48	
355 - 375 MHz	dB	35	48	
375 - 380 MHz	dB	40	51	
380 - 405 MHz	dB	35	49	
405 - 500 MHz	dB	40	48	
Source Impedance	Ohm	-	50	-
Load Impedance	Ohm	-	50	-
Temperature Coefficient	ppm/°C		-75	
Substrate Material	-	-	128 LiNbO3	-

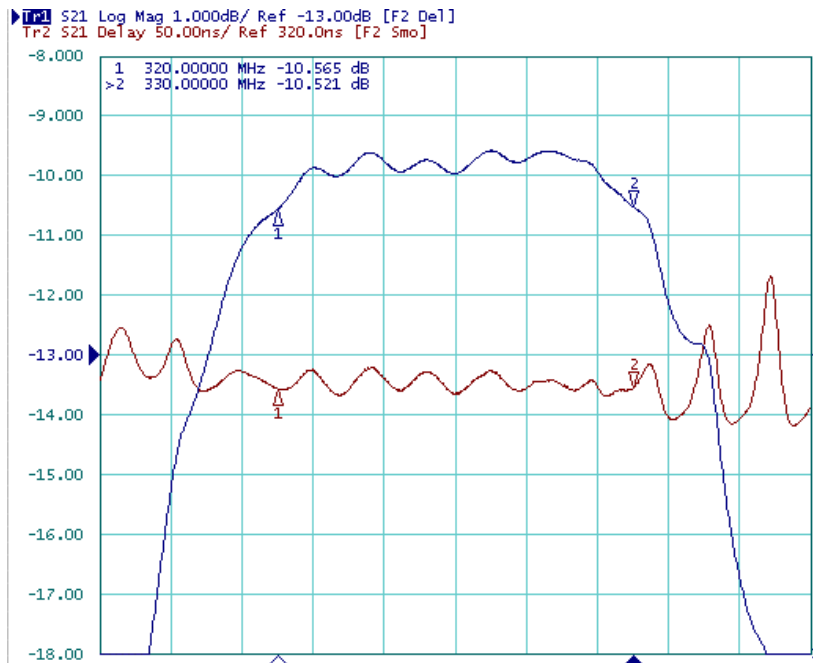
C. Frequency Characteristics :

(1) S21 Response:(span 100MHz)



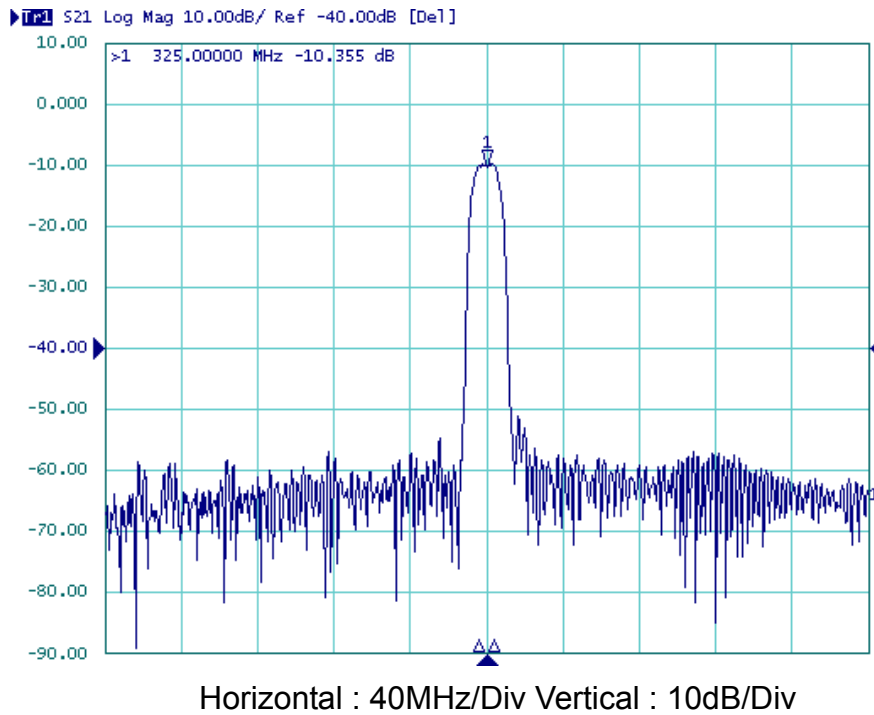
Horizontal: 100MHz/Div Vertical: 10dB/Div

(2) Pass band Response:(span 20MHz)

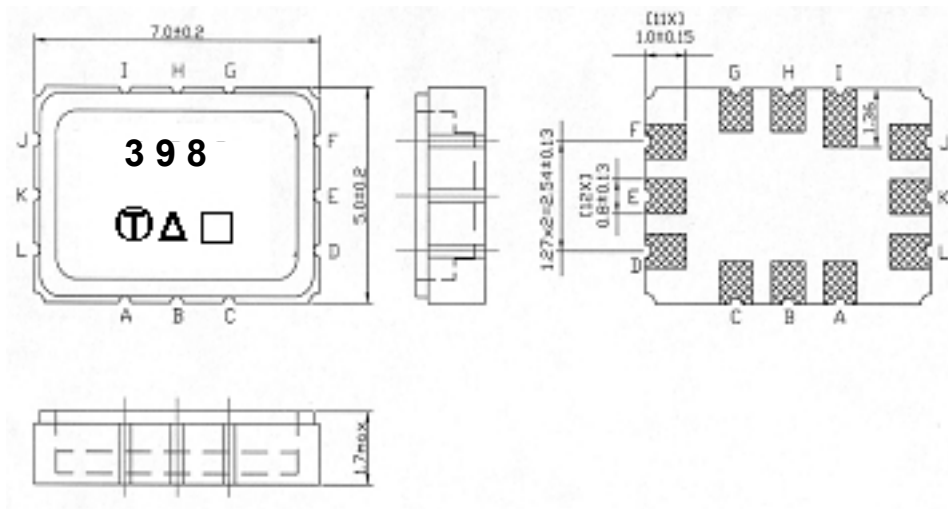


Horizontal : 0.3MHz/Div Vertical 1: 1dB/Div Vertical 2: 100nS/Div

(3) Wide band Response:(span 400 MHz)



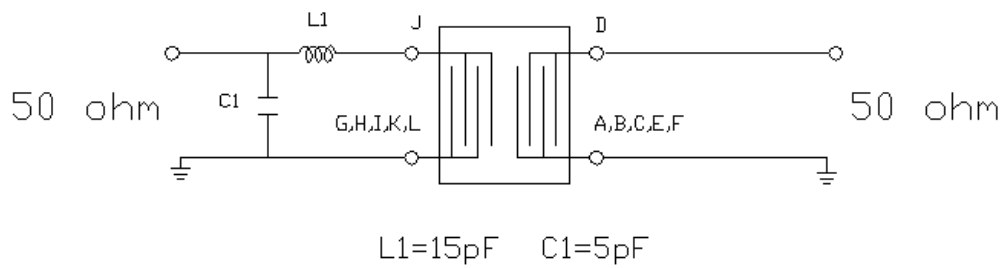
D. Outline Drawing:



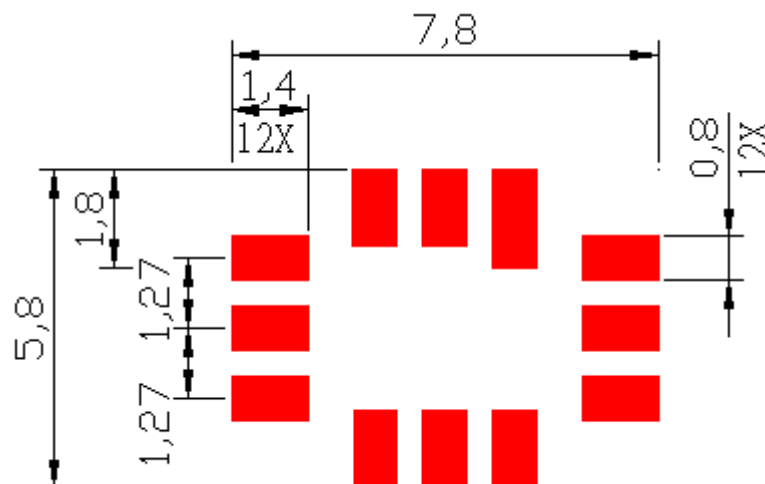
- Pin D : Balanced Input +
- Pin C : Balanced Input -
- Pin J : Blanced Onput +
- Pin I : Blanced Onput -
- Pin A, B, E, F, G, H, K, L : To be Ground
- : Week Code (Follow the table from planner each year)
- Unit : mm
- △ : Product / Year Code

Year	2005 2009	2006 2010	2007 2011	2008 2012
Product Code	B	b	<u>B</u>	<u>b</u>

E. TEST FIXTURE :

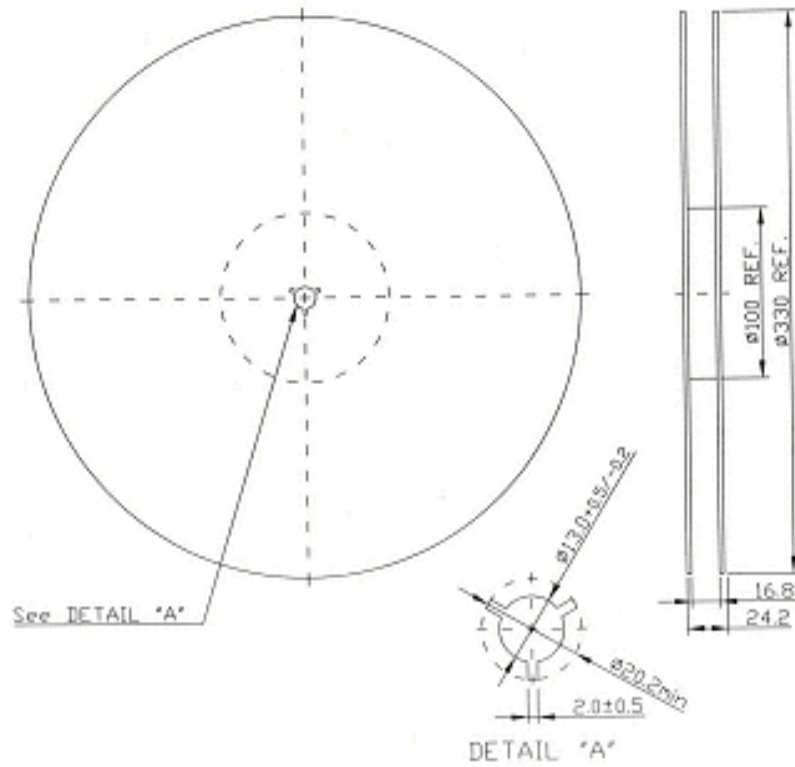


F. PCB Footprint:



G. PACKING:

1. REEL DIMENSION



2. TAPE DIMENSION

