

CZSH10-40CN

**SURFACE MOUNT  
DUAL, COMMON CATHODE SILICON  
SCHOTTKY POWER RECTIFIER  
10 AMP, 40 VOLTS**



**SOT-223C CASE**



[www.centrasemi.com](http://www.centrasemi.com)

**DESCRIPTION:**

The CENTRAL SEMICONDUCTOR CZSH10-40CN is a dual common cathode 10 Amp surface mount silicon Schottky rectifier package in a SOT-223C case. The new SOT-223C case has a cut center lead for optional mounting pad connection of the two anodes for use as a single 10 Amp device. This device has been designed for use in all types of commercial, industrial, entertainment, computer and automotive applications, which require a high current device.

**MARKING: CZSH10-40C**

<b>MAXIMUM RATINGS:</b> ( $T_A=25^\circ\text{C}$ unless otherwise noted)	<b>SYMBOL</b>		<b>UNITS</b>
Peak Repetitive Reverse Voltage	$V_{RRM}$	40	V
DC Blocking Voltage	$V_R$	40	V
RMS Reverse Voltage	$V_{R(RMS)}$	28	V
Average Forward Current ( $T_A=75^\circ\text{C}$ )	$I_O$	10	A
Peak Forward Surge Current, $t_p=8.3\text{ms}$	$I_{FSM}$	125	A
Operating and Storage Junction Temperature	$T_J, T_{stg}$	-65 to +150	$^\circ\text{C}$

**ELECTRICAL CHARACTERISTICS PER DIODE:** ( $T_A=25^\circ\text{C}$  unless otherwise noted)

<b>SYMBOL</b>	<b>TEST CONDITIONS</b>	<b>MAX</b>	<b>UNITS</b>
$I_R$	$V_R=40\text{V}$	3.0	mA
$I_R$	$V_R=40\text{V}, T_A=100^\circ\text{C}$	20	mA
$V_F$	$I_F=5.0\text{A}$	0.55	V
$V_F^*$	$I_F=10\text{A}$	0.60	V

\* With pin 1 and pin 3 connected together.

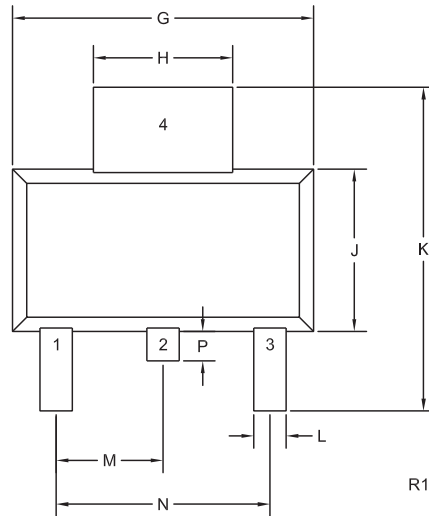
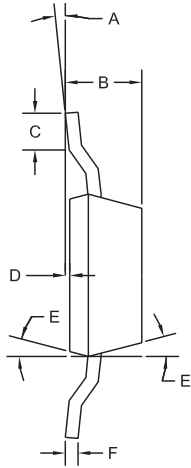
R3 (8-October 2010)

CZSH10-40CN

**SURFACE MOUNT  
DUAL, COMMON CATHODE SILICON  
SCHOTTKY POWER RECTIFIER  
10 AMP, 40 VOLTS**



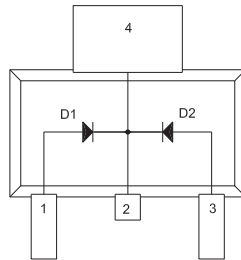
**SOT-223C CASE - MECHANICAL OUTLINE**



SYMBOL	INCHES		MILLIMETERS	
	MIN	MAX	MIN	MAX
A	0°	7°	0°	10°
B	0.063	0.067	1.50	1.80
C	0.022		0.45	—
D	0.001	0.004	0.00	0.10
E	15°		15°	
F	0.009	0.013	0.23	0.35
G	0.248	0.264	6.30	6.70
H	0.114	0.122	2.90	3.10
J	0.130	0.146	3.30	3.70
K	0.264	0.287	6.70	7.30
L	0.024	0.031	0.60	0.85
M	0.091		2.30	
N	0.181		4.60	
P	-	0.025	-	0.64

SOT-223C (REV: R1)

**PIN CONFIGURATION**

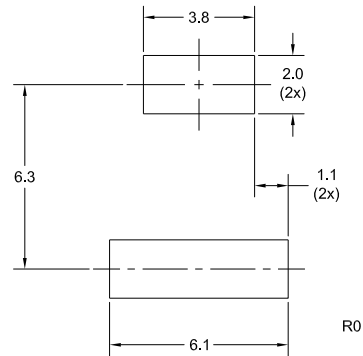


**LEAD CODE:**

- 1) Anode D1
  - 2) Cathode D1, D2
  - 3) Anode D2
  - 4) Cathode D1, D2
- Pin 2 and Pin 4 are common.

**MARKING: CZSH10-40C**

**OPTIONAL MOUNTING PADS  
For Single 10 Amp Configuration  
(Dimensions in mm)**



R3 (8-October 2010)