

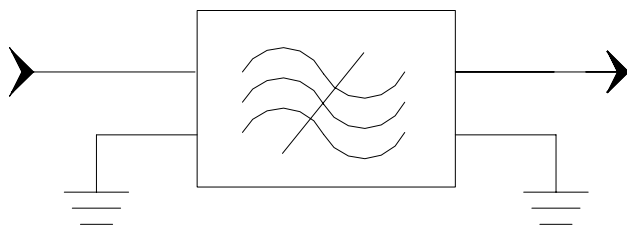
Specifications

Parameter	Unit	Minimum	Typical	Maximum
Center Frequency	MHz	159.8	160	160.2
Insertion Loss	dB		24.5	26
3dB Bandwidth	MHz	20	20.05	
40 dB Bandwidth	MHz		20.77	21
Passband Variation	dB		0.8	1
Absolute Delay	usec		1.65	2.1
Ultimate Rejection	dB	45	50	
Material Temperature coefficient	KHz/°C		-15.04	
Ambient Temperature	°C		25	
Package Size		DIP2212 (22.2x12.8x4.7mm ³)		

Notes:


1. All specifications are based on the test circuit shown
2. In production, devices will be tested at room temperature to a guardbanded specification to ensure electrical compliance over temperature
3. Electrical margin has been built into the design to account for the variations due to temperature drift and manufacturing tolerances
4. This is the optimum impedance in order to achieve the performance show

Matching Configuration

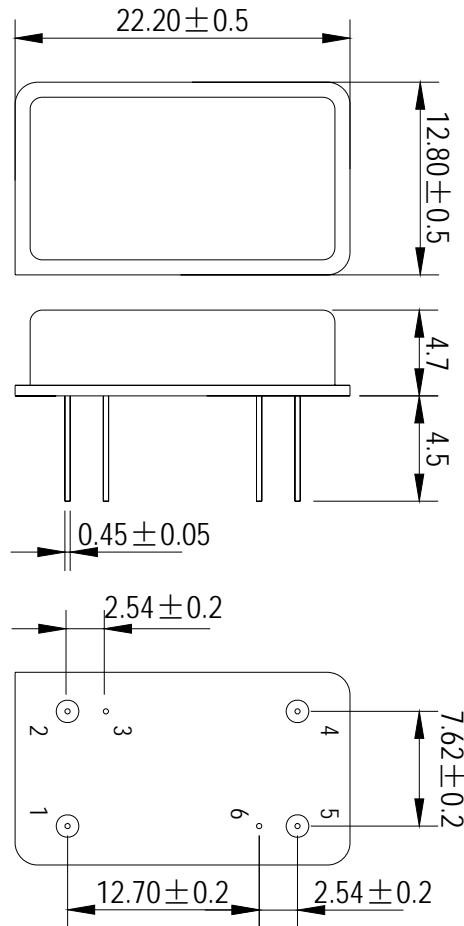


Source/Load Impedance=50 ohm

Notes - Component values may change depending on board layout.

	SIPAT Co., Ltd. (CETC No. 26 Research Institute) Nanping Huayuan Road No. 14 Chongqing, China, 400060	Part Number	LBN16027	
		Rev. Date	2005-8-11	
		Rev.	1.0	Page 1/3

Package Dimension



INPUT:1
OUTPUT:5

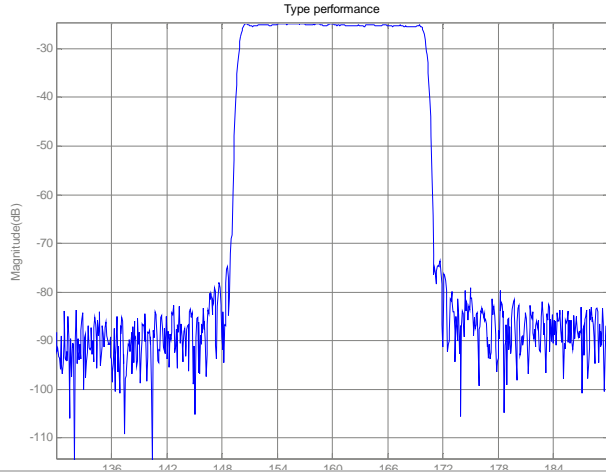


SIPAT Co., Ltd.
(CETC No. 26 Research Institute)
Nanping Huayuan Road No. 14
Chongqing, China, 400060

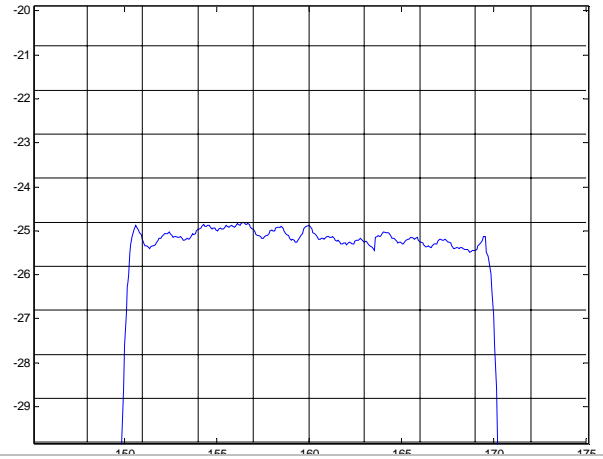
Part Number	LBN16027	
Rev. Date	2005-8-11	
Rev.	1.0	Page 2/3

Typical Performance

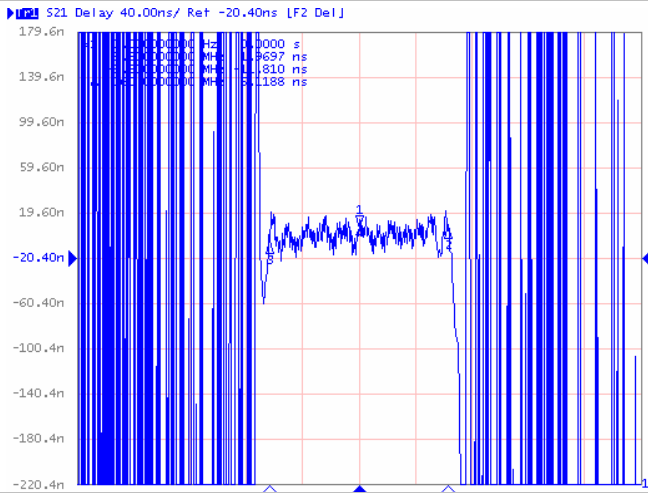
Frequency Respond



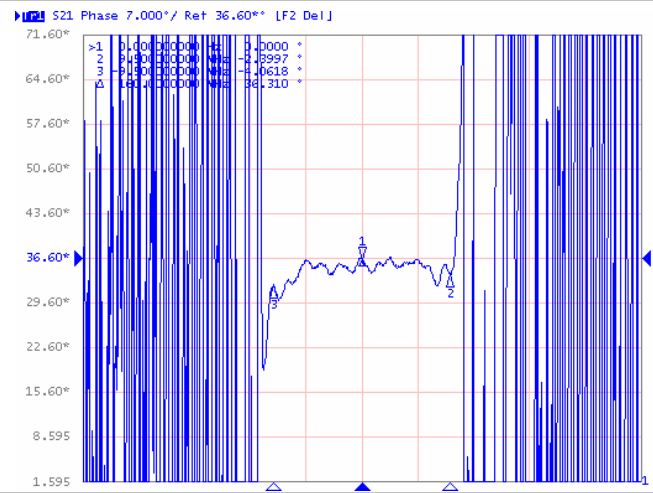
Passband Respond



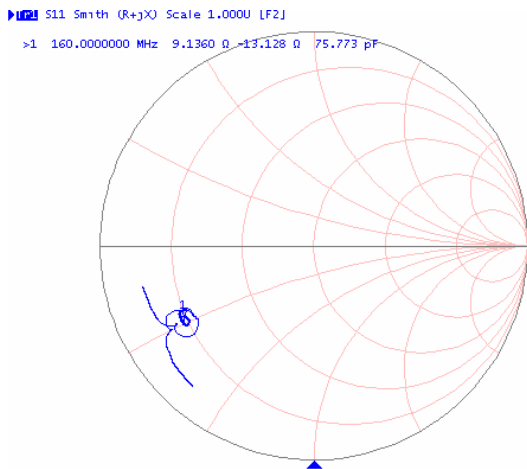
Group Delay Variation($f_0 \pm 9.5\text{MHz}$)



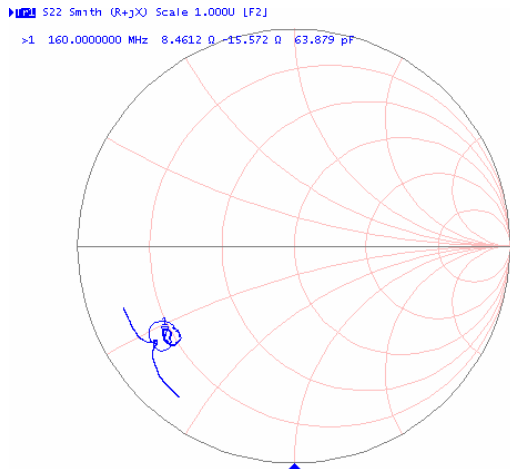
Phase Linearity($f_0 \pm 9.5\text{MHz}$)



Simth Chart S11



Simth Chart S22



SIPAT Co., Ltd.
(CETC No. 26 Research Institute)
Nanping Huayuan Road No. 14
Chongqing, China, 400060

Part Number	LBN16027	
Rev. Date	2005-8-11	
Rev.	1.0	Page 3/3