



Features

- Formerly *J.W. Miller* model
- Current rating up to 1.1 A
- Inductance range: 0.1 μH to 1,000 μH
- RoHS compliant*

Applications

- DC/DC converters
- Power supplies
- General use

8230 Series Conformal Coated RF Choke

Electrical Specifications (@ 25 °C)

Bourns Part No.	Inductance		Q Min.	Test Frequency (MHz)	SRF (MHz) Min.	DCR (Ω) Max.	Idc (mA)	Core Material
	(μH)	Tol. (%)						
8230-94-RC	0.10	± 10	40	25	690	0.07	1100	Phenolic
8230-96-RC	0.12	± 10	40	25	650	0.08	1100	Phenolic
8230-00-RC	0.15	± 10	38	25	600	0.10	1100	Phenolic
8230-02-RC	0.18	± 10	35	25	550	0.12	1010	Phenolic
8230-04-RC	0.22	± 10	33	25	510	0.14	935	Phenolic
8230-06-RC	0.27	± 10	33	25	430	0.16	875	Phenolic
8230-08-RC	0.33	± 10	30	25	410	0.20	780	Phenolic
8230-10-RC	0.39	± 10	30	25	380	0.30	640	Phenolic
8230-12-RC	0.47	± 10	30	25	340	0.35	590	Phenolic
8230-14-RC	0.56	± 10	30	25	300	0.50	495	Phenolic
8230-16-RC	0.68	± 10	28	25	275	0.60	450	Phenolic
8230-18-RC	0.82	± 10	28	25	250	0.85	380	Phenolic
8230-20-RC	1.0	± 10	25	25	230	1.00	350	Phenolic
8230-22-RC	1.2	± 10	25	7.9	150	0.18	825	Ferrite
8230-24-RC	1.5	± 10	28	7.9	140	0.22	745	Ferrite
8230-26-RC	1.8	± 10	30	7.9	125	0.30	640	Ferrite
8230-28-RC	2.2	± 10	30	7.9	115	0.40	550	Ferrite
8230-30-RC	2.7	± 10	37	7.9	100	0.50	495	Ferrite
8230-32-RC	3.3	± 10	45	7.9	90	0.85	380	Ferrite
8230-34-RC	3.9	± 10	45	7.9	82	1.0	350	Ferrite
8230-36-RC	4.7	± 10	45	7.9	75	1.2	320	Ferrite
8230-38-RC	5.6	± 10	50	7.9	68	1.8	260	Ferrite
8230-40-RC	6.8	± 10	50	7.9	60	2.0	245	Ferrite
8230-42-RC	8.2	± 10	55	7.9	55	2.7	210	Ferrite
8230-44-RC	10	± 10	55	7.9	50	3.7	180	Ferrite
8230-46-RC	12	± 10	45	2.5	40	2.7	210	Ferrite
8230-48-RC	15	± 10	45	2.5	35	2.8	205	Ferrite
8230-50-RC	18	± 10	50	2.5	32	3.1	195	Ferrite
8230-52-RC	22	± 10	50	2.5	25	3.3	190	Ferrite
8230-54-RC	27	± 10	50	2.5	22	3.5	185	Ferrite
8230-56-RC	33	± 10	45	2.5	24	3.4	187	Ferrite
8230-58-RC	39	± 10	45	2.5	22	3.6	180	Ferrite
8230-60-RC	47	± 10	45	2.5	20	4.5	165	Ferrite
8230-62-RC	56	± 10	45	2.5	18	5.7	145	Ferrite
8230-64-RC	68	± 10	50	2.5	15	6.7	135	Ferrite
8230-66-RC	82	± 10	50	2.5	14	7.3	130	Ferrite
8230-68-RC	100	± 10	50	2.5	13	8.0	125	Ferrite
8230-70-RC	120	± 10	30	0.79	12	13	97	Ferrite
8230-72-RC	150	± 10	30	0.79	11	15	85	Ferrite
8230-74-RC	180	± 10	30	0.79	10	17	79	Ferrite
8230-76-RC	220	± 10	30	0.79	9.0	21	73	Ferrite
8230-78-RC	270	± 10	30	0.79	8.0	25	65	Ferrite
8230-80-RC	330	± 10	30	0.79	4.0	28	62	Ferrite
8230-82-RC	390	± 10	30	0.79	6.6	35	55	Ferrite
8230-84-RC	470	± 10	30	0.79	6.0	42	50	Ferrite
8230-86-RC	560	± 10	30	0.79	5.0	46	48	Ferrite
8230-88-RC	680	± 10	30	0.79	4.2	60	42	Ferrite
8230-90-RC	820	± 10	30	0.79	3.8	65	40	Ferrite
8230-92-RC	1,000	± 10	30	0.79	3.4	72	38	Ferrite

General Specifications

Temperature Rise35 °C at Idc
 Operating Temperature ..-55 °C to +105 °C
 Storage Temperature.....-55 °C to +105 °C
 Dielectric Strength.....500 Vrms

Materials

CoreSee value table
 WireEnameled copper
 Terminal CoatingSn
 CoatingEpoxy resin
 Packaging
 Standard1000 pcs. per bag
 Optional5000 pcs. per 14-inch reel

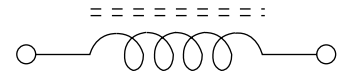
How To Order

8230 - 22 - - - RC

Model _____
 Value Code _____
 (See table)
 Packaging Code _____
 Blank = 1000 pcs./bag
 TR = 5000 pcs./14-inch reel
 Compliance Code _____
 RC = RoHS compliant*

Examples:
 • 8230-22-RC = 1.20 μH packaged 1000 pcs./bag.
 • 8230-50-TR-RC = 18 μH packaged 5000 pcs./14-inch reel.

Electrical Schematic

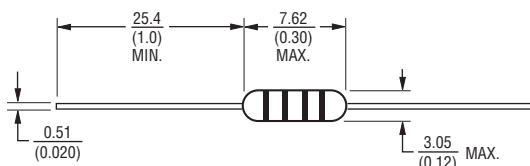


*RoHS Directive 2002/95/EC Jan 27 2003 including Annex
 Specifications are subject to change without notice.
 Customers should verify actual device performance in their specific applications.

8230 Series Conformal Coated RF Choke

BOURNS®

Product Dimensions

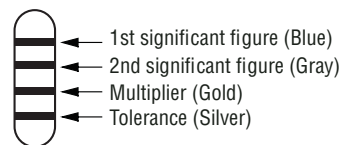


DIMENSIONS: $\frac{\text{MM}}{\text{(INCHES)}}$

Typical Part Marking - EIA Color Code

Color	1st & 2nd Significant Figure	Multiplier	Tolerance
Silver		0.01	±10 %
Gold		0.1	±5 %
Black	0	1	
Brown	1	10	
Red	2	100	
Orange	3	1000	
Yellow	4		
Green	5		
Blue	6		
Violet	7		
Gray	8		
White	9		

Example for L value less than 10 μH
6.8 μH , ±10 %



Example for L value 10 μH and higher
270 μH , ±5 %

