


# Ball Grid Array (BGA) Adapters



5 Energy Way, West Warwick, RI 02893 USA Tel: 800-424-9850 / 401-823-5200 Fax: 401-823-8723 E-mail: info@advintcorp.com Internet: www.advintcorp.com



## Adapter Features

- Soldering BGA to Adapter subjects BGA to less thermal stress than soldering BGA directly to a PCB due to Adapter's lower mass.
- Uses same footprint as BGA device.
- Custom Adapters available for heat sink attachments.

## Specifications

### Terminals:

Brass; Copper Alloy (C36000), ASTM-B-16

### Plating:

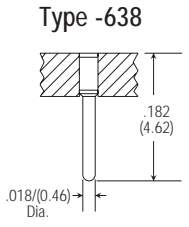
G – Gold over Nickel

### Body Material:

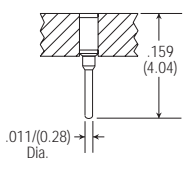
F – FR-4 Glass Epoxy, U.L. Rated 94V-0

## Terminals

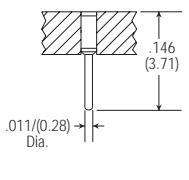
**1.27mm and 1.5mm Pitch**  
Type -638



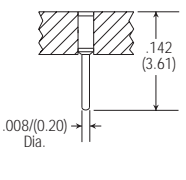
**1.0mm Pitch**  
Type -715



**0.80mm Pitch**  
Type -700



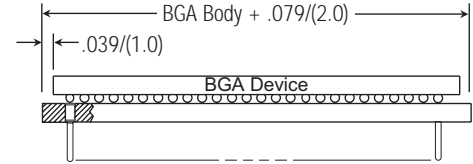

**0.75mm Pitch**  
Type -757



## Standard Adapter (A)

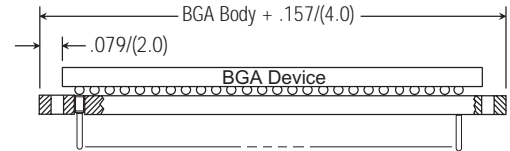

- Mates with Standard Socket (S)
- Adapter size equals BGA device body + .079 in. (2.0mm)

Now Available In  
**0.75mm Pitch**

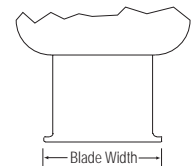


## Extraction Slot Adapter (AX)

- Slots allow easy device/Adapter assembly removal from socket with Advanced® Extraction Tool without damaging valuable PCB
- Mates with Extraction Socket (SB) or Guide Post Socket (SG)
- Adapter size equals BGA device body + .157 in. (4.0mm)



## Advanced® BGA Adapter Extraction Tools



	DEVICE PACKAGE SIZE	
	< 1.024 (26mm)	≥ 1.024 (26mm)
Tool P/N	5566	5504
Blade Width	.373 in.	.675 in.

## How To Order – BGA Adapters

