

BC546/547/548/549/550

Switching and Applications

- High Voltage: BC546, $V_{CE0}=65V$
- Low Noise: BC549, BC550
- Complement to BC556 ... BC560



NPN Epitaxial Silicon Transistor

Absolute Maximum Ratings $T_a=25^\circ C$ unless otherwise noted

Symbol	Parameter	Value	Units
V_{CBO}	Collector-Base Voltage : BC546	80	V
	: BC547/550	50	V
	: BC548/549	30	V
V_{CEO}	Collector-Emitter Voltage : BC546	65	V
	: BC547/550	45	V
	: BC548/549	30	V
V_{EBO}	Emitter-Base Voltage : BC546/547	6	V
	: BC548/549/550	5	V
I_C	Collector Current (DC)	100	mA
P_C	Collector Power Dissipation	500	mW
T_J	Junction Temperature	150	$^\circ C$
T_{STG}	Storage Temperature	-65 ~ 150	$^\circ C$

Electrical Characteristics $T_a=25^\circ C$ unless otherwise noted

Symbol	Parameter	Test Condition	Min.	Typ.	Max.	Units
I_{CBO}	Collector Cut-off Current	$V_{CB}=30V, I_E=0$			15	nA
h_{FE}	DC Current Gain	$V_{CE}=5V, I_C=2mA$	110		800	
$V_{CE(sat)}$	Collector-Emitter Saturation Voltage	$I_C=10mA, I_B=0.5mA$		90	250	mV
		$I_C=100mA, I_B=5mA$		200	600	mV
$V_{BE(sat)}$	Base-Emitter Saturation Voltage	$I_C=10mA, I_B=0.5mA$		700		mV
		$I_C=100mA, I_B=5mA$		900		mV
$V_{BE(on)}$	Base-Emitter On Voltage	$V_{CE}=5V, I_C=2mA$	580	660	700	mV
		$V_{CE}=5V, I_C=10mA$			720	mV
f_T	Current Gain Bandwidth Product	$V_{CE}=5V, I_C=10mA, f=100MHz$		300		MHz
C_{ob}	Output Capacitance	$V_{CB}=10V, I_E=0, f=1MHz$		3.5	6	pF
C_{ib}	Input Capacitance	$V_{EB}=0.5V, I_C=0, f=1MHz$		9		pF
NF	Noise Figure	: BC546/547/548		2	10	dB
		: BC549/550	$f=1KHz, R_G=2K\Omega$	1.2	4	dB
		: BC549	$V_{CE}=5V, I_C=200\mu A$	1.4	4	dB
		: BC550	$R_G=2K\Omega, f=30\sim 15000MHz$	1.4	3	dB

h_{FE} Classification

Classification	A	B	C
h_{FE}	110 ~ 220	200 ~ 450	420 ~ 800

Typical Characteristics



Figure 1. Static Characteristic



Figure 2. Transfer Characteristic



Figure 3. DC current Gain



Figure 4. Base-Emitter Saturation Voltage
Collector-Emitter Saturation Voltage



Figure 5. Output Capacitance



Figure 6. Current Gain Bandwidth Product

Package Dimensions

TO-92



Dimensions in Millimeters

BC546/547/548/549/550

TRADEMARKS

The following are registered and unregistered trademarks Fairchild Semiconductor owns or is authorized to use and is not intended to be an exhaustive list of all such trademarks.

ACE [™]	FACT [™]	ImpliedDisconnect [™]	PACMAN [™]	SPM [™]
ActiveArray [™]	FACT Quiet series [™]	ISOPLANAR [™]	POP [™]	Stealth [™]
Bottomless [™]	FAST [®]	LittleFET [™]	Power247 [™]	SuperSOT [™] -3
CoolFET [™]	FAST [™]	MicroFET [™]	PowerTrench [®]	SuperSOT [™] -6
CROSSVOLT [™]	FRFET [™]	MicroPak [™]	QFET [™]	SuperSOT [™] -8
DOME [™]	GlobalOptoisolator [™]	MICROWIRE [™]	QS [™]	SyncFET [™]
EcoSPARK [™]	GTO [™]	MSX [™]	QT Optoelectronics [™]	TinyLogic [™]
E ² CMOS [™]	HiSeC [™]	MSXPro [™]	Quiet Series [™]	TruTranslation [™]
EnSigna [™]	I ² C [™]	OCX [™]	RapidConfigure [™]	UHC [™]
Across the board. Around the world. [™]		OCXPro [™]	RapidConnect [™]	UltraFET [®]
The Power Franchise [™]		OPTOLOGIC [®]	SILENT SWITCHER [®]	VCX [™]
Programmable Active Droop [™]		OPTOPLANAR [™]	SMART START [™]	

DISCLAIMER

FAIRCHILD SEMICONDUCTOR RESERVES THE RIGHT TO MAKE CHANGES WITHOUT FURTHER NOTICE TO ANY PRODUCTS HEREIN TO IMPROVE RELIABILITY, FUNCTION OR DESIGN. FAIRCHILD DOES NOT ASSUME ANY LIABILITY ARISING OUT OF THE APPLICATION OR USE OF ANY PRODUCT OR CIRCUIT DESCRIBED HEREIN; NEITHER DOES IT CONVEY ANY LICENSE UNDER ITS PATENT RIGHTS, NOR THE RIGHTS OF OTHERS.

LIFE SUPPORT POLICY

FAIRCHILD'S PRODUCTS ARE NOT AUTHORIZED FOR USE AS CRITICAL COMPONENTS IN LIFE SUPPORT DEVICES OR SYSTEMS WITHOUT THE EXPRESS WRITTEN APPROVAL OF FAIRCHILD SEMICONDUCTOR CORPORATION.





As used herein:












1. Life support devices or systems are devices or systems which, (a) are intended for surgical implant into the body, or (b) support or sustain life, or (c) whose failure to perform when properly used in accordance with instructions for use provided in the labeling, can be reasonably expected to result in significant injury to the user.
2. A critical component is any component of a life support device or system whose failure to perform can be reasonably expected to cause the failure of the life support device or system, or to affect its safety or effectiveness.

PRODUCT STATUS DEFINITIONS

Definition of Terms

Datasheet Identification	Product Status	Definition
Advance Information	Formative or In Design	This datasheet contains the design specifications for product development. Specifications may change in any manner without notice.
Preliminary	First Production	This datasheet contains preliminary data, and supplementary data will be published at a later date. Fairchild Semiconductor reserves the right to make changes at any time without notice in order to improve design.
No Identification Needed	Full Production	This datasheet contains final specifications. Fairchild Semiconductor reserves the right to make changes at any time without notice in order to improve design.
Obsolete	Not In Production	This datasheet contains specifications on a product that has been discontinued by Fairchild semiconductor. The datasheet is printed for reference information only.

BC548ABU	Full Production	 Full Production	\$0.0238	TO-92	3	BULK	Line 1: BC548 Line 2: A Line 3: -&3
BC548ATA	Full Production	 Full Production	\$0.0238	TO-92	3	AMMO	Line 1: BC548 Line 2: A Line 3: -&3
BC548ATF	Full Production	 Full Production	\$0.0238	TO-92	3	TAPE REEL	Line 1: BC548 Line 2: A Line 3: -&3
BC548ATFR	Full Production	 Full Production	\$0.0238	TO-92	3	TAPE REEL	Line 1: BC548 Line 2: A Line 3: -&3
BC548B	Full Production	 Full Production	\$0.0473	TO-92	3	BULK	Line 1: \$Y (Fairchild logo) &Z (Asm. Plant Code) &3 (3-Digit Date Code) Line 2: BC Line 3: 548B
BC548BBU	Full Production	 Full Production	\$0.0238	TO-92	3	BULK	Line 1: BC548 Line 2: B Line 3: -&3
BC548BTA	Full Production	 Full Production	\$0.0238	TO-92	3	AMMO	Line 1: BC548 Line 2: B Line 3: -&3
BC548BTAR	Full Production	 Full Production	\$0.0238	TO-92	3	AMMO	Line 1: BC548 Line 2: B Line 3: -&3
BC548BTF	Full Production	 Full Production	\$0.0238	TO-92	3	TAPE REEL	Line 1: BC548 Line 2: B Line 3: -&3
BC548BTFR	Full Production	 Full Production	\$0.0238	TO-92	3	TAPE REEL	Line 1: BC548 Line 2: B Line 3: -&3
BC548BU	Full Production	 Full Production	\$0.0238	TO-92	3	BULK	Line 1: BC548 Line 3: -&3

BC548C	Full Production	 Full Production	\$0.0473	TO-92	3	BULK	Line 1: \$Y (Fairchild logo) & Z (Asm. Plant Code) & 3 (3-Digit Date Code) Line 2: BC Line 3: 548C
BC548CBU	Full Production	 Full Production	\$0.0238	TO-92	3	BULK	Line 1: BC548 Line 2: C Line 3: -&3
BC548CTA	Full Production	 Full Production	\$0.0238	TO-92	3	AMMO	Line 1: BC548 Line 2: C Line 3: -&3
BC548CTAR	Full Production	 Full Production	\$0.0238	TO-92	3	AMMO	Line 1: BC548 Line 2: C Line 3: -&3
BC548CTF	Full Production	 Full Production	\$0.0238	TO-92	3	TAPE REEL	Line 1: BC548 Line 2: C Line 3: -&3
BC548CTFR	Full Production	 Full Production	\$0.0238	TO-92	3	TAPE REEL	Line 1: BC548 Line 2: C Line 3: -&3
BC548TA	Full Production	 Full Production	\$0.0238	TO-92	3	AMMO	Line 1: BC548 Line 3: -&3
BC548TAR	Full Production	 Full Production	\$0.0238	TO-92	3	AMMO	Line 1: BC548 Line 3: -&3
BC548TF	Full Production	 Full Production	\$0.0238	TO-92	3	TAPE REEL	Line 1: BC548 Line 3: -&3
BC548TFR	Full Production	 Full Production	\$0.0238	TO-92	3	TAPE REEL	Line 1: BC548 Line 3: -&3
BC548_D81Z	Full Production	 Full Production	N/A	TO-92	3	TAPE REEL	Line 1: \$Y (Fairchild logo) & Z (Asm. Plant Code) & 3 (3-Digit Date Code) Line 2: BC548

* Fairchild 1,000 piece Budgetary Pricing

** A sample button will appear if the part is available through Fairchild's on-line samples program. If there is no sample button, please contact a [Fairchild distributor](#) to obtain samples



Indicates product with Pb-free second-level interconnect. For more information [click here](#).

Package marking information for product BC548 is available. [Click here for more information](#).

[back to top](#)

Models

Package & leads	Condition	Temperature range	Software version	Revision date
PSPICE				
TO-92-3	Electrical	25°C	N/A	N/A

[back to top](#)

Qualification Support

Click on a product for detailed qualification data

Product
BC548
BC548A
BC548ABU
BC548ATA
BC548ATF
BC548ATFR
BC548B
BC548BBU
BC548BTA
BC548BTAR
BC548BTF
BC548BTFR
BC548BU
BC548C
BC548CBU

BC548CTA
BC548CTAR
BC548CTF
BC548CTFR
BC548TA
BC548TAR
BC548TF
BC548TFR
BC548_D81Z

[back to top](#)

© 2007 Fairchild Semiconductor



[Products](#) | [Design Center](#) | [Support](#) | [Company News](#) | [Investors](#) | [My Fairchild](#) | [Contact Us](#) | [Site Index](#) | [Privacy Policy](#) | [Site Terms & Conditions](#) | [Standard Terms & Conditions](#)