

Surface
SMT
Mount

.025" SQ TERMINAL STRIPS TSM SERIES

Mates with:
SSW, SSQ, SSM, BSW,
ESW, ESQ, BCS, SLW,
CES, IDSS, IDSD, HLE

SPECIFICATIONS

For complete specifications and recommended PCB layouts see www.samtec.com/TSM

Insulator Material:
Black Liquid Crystal Polymer



Terminal Material:
Phosphor Bronze



Plating:

Au or Sn over 50µ" (1,27µm) Ni

Operating Temp Range:

-55°C to +105°C with Tin;

-55°C to +125°C with Gold

Voltage Rating:

475 VAC -SV/-DV mated with BCS or SSM

RoHS Compliant:

Yes

AMBIENT TEMPERATURE	CURRENT RATING
20°C	7A
40°C	6A
60°C	4A
80°C	3A

Processing:

Max Processing Temp:

230°C for 60 seconds, or

260°C for 20 seconds 3x

Lead-Free Solderable:

Yes

-DH/-SH Lead Coplanarity:

(0,15mm) .006" max (02-36)

-DV/-SV Lead Coplanarity:

(0,10mm) .004" max (02-05)

(0,13mm) .005" max (06-10)

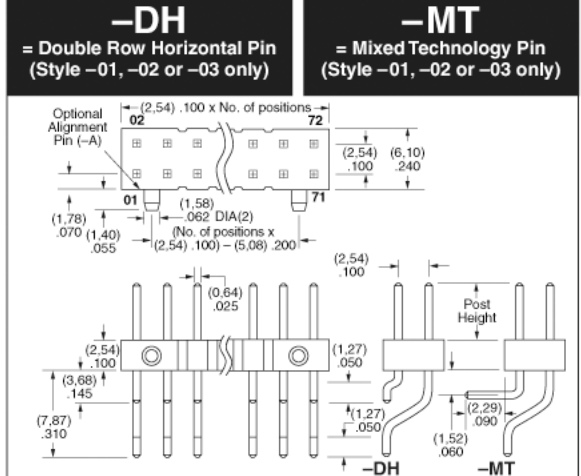
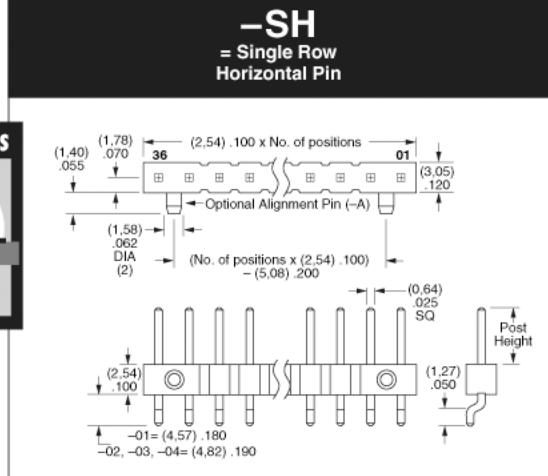
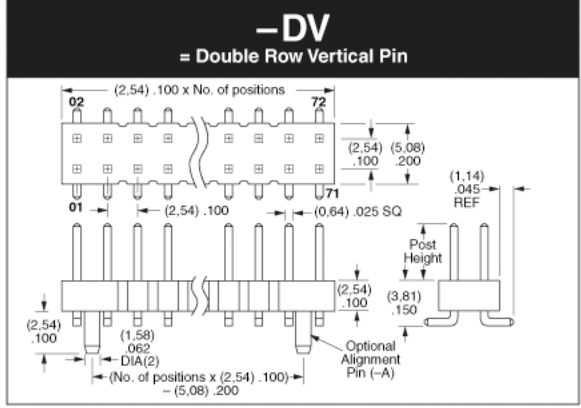
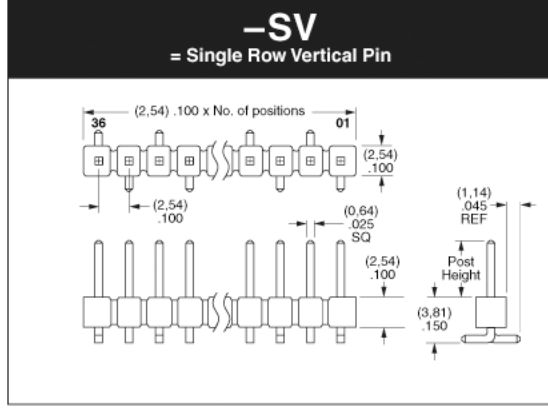
(0,15mm) .006" max (11-36)

APPLICATIONS



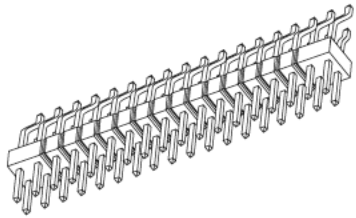
Note: Some lengths, styles and options are non-standard, non-returnable.

TSM	1	NO. PINS PER ROW	LEAD STYLE	PLATING OPTION	ROW OPTION
		02 thru 36		-L = 10µ" (0,25µm) Gold on post, Matte Tin on tail	
				-T Matte Tin on tail	
				-S = 30µ" (0,76µm) Gold on post, Matte Tin on tail	

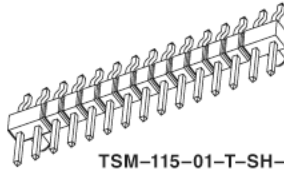


Due to technical progress, all designs, specifications and components are subject to change without notice.

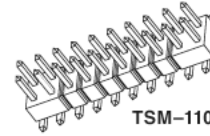
WWW.SAMTEC.COM



TSM-118-01-L-DH



TSM-115-01-T-SH-A



TSM-110-01-T-DV

OTHER OPTIONS

-A

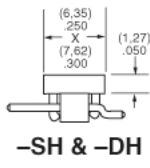
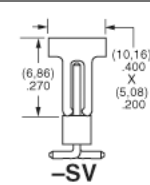
= Alignment Pin
Metal or plastic at
Samtec discretion
N/A with -TV, TM
or -MT.
(02 positions
minimum)

-K

= (6,50mm) .256"
DIA Polyimide
Film Pick &
Place Pad
(-SH: 4 positions
minimum
without -TR;
2 & 3 positions
available with -TR)
(-DH 4 positions
minimum)

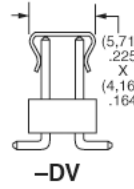
-P

= Plastic Pick & Place Pad
(-DV: 4 positions minimum
without -TR; 2 & 3 positions
available with -TR)
(-SH: 4 positions
minimum without -TR;
2 & 3 positions available
with -TR)
(-DH: 4 positions minimum
without -TR)
(-SV: 4 positions
minimum without -TR;
2 & 3 positions
available with -TR)



-M

= Metal Pick & Place Pad
(4 positions minimum
without -TR)
(2 & 3 positions
available with -TR)
Styles -01 & -04 only



-TR

= Tape & Reel Packaging
(-SV = 02-22 positions;
02 & 03 positions only available with -P)
(-DV = 02-28 positions;
02 & 03 positions only available with -M)
(-SH = 02-30 positions;
02 position only available with -P)
N/A with -MT, -TV or -TM

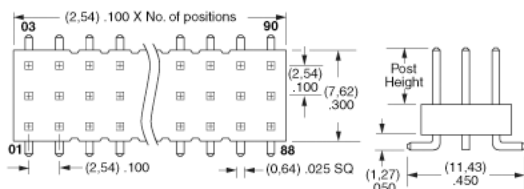
TAPE & REEL AVAILABILITY

No tooling charges.
125 piece minimum order.
Order any quantity above minimum.
In-house design, manufacture.
Quick turn-around.
Call Samtec for specifications
and ordering information.

-TV

= Triple Row Vertical Surface Mount (Style -01 only)

02 thru 30 positions only



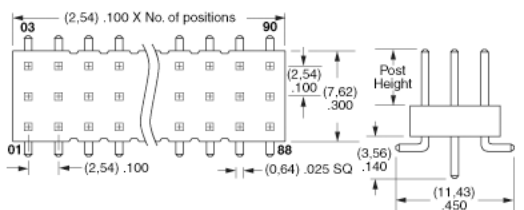
APPLICATION SPECIFIC OPTIONS

Edge Mount, Locking Clips for -SV, molded Pick-and-Place Pads, Solder Locks and Shrouds for -DH, and plastic Pick-and-Place Pads for -DV available. Call Samtec.

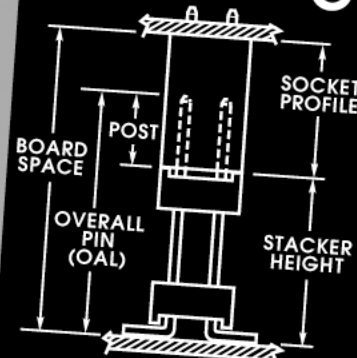
-TM

= Triple Row Vertical Mixed Technology
(Style -01 only)

02 thru 30 positions only



Board Stacking



Due to technical progress, all designs, specifications and components are subject to change without notice.

WWW.SAMTEC.COM