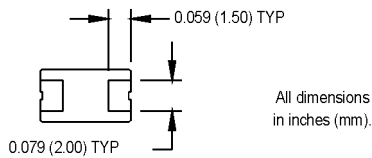
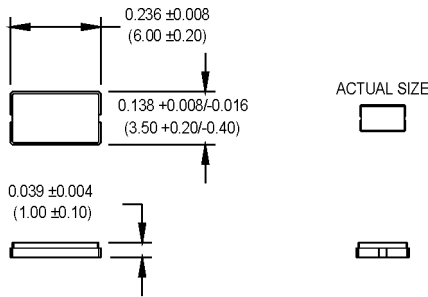


PR Series

3.5 x 6.0 x 1.0 mm Surface Mount Crystals



- Miniature low profile package
- RoHS Compliant
- Wide frequency range
- PCMCIA - high density PCB assemblies



SUGGESTED SOLDER PAD LAYOUT

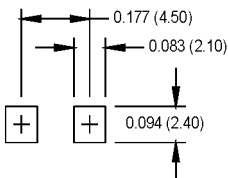
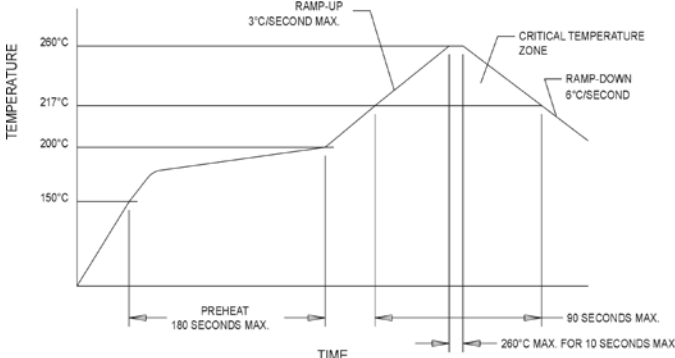


Figure 1
+260°C Reflow Profile



Ordering Information

Product Series	PR	1	M	M	XX	00.0000 MHz
Temperature Range	1: 0°C to +70°C 2: -40°C to +85°C					
	6: -20°C to +70°C (STD)					
Tolerance	D: ±10 ppm	F: ±15 ppm				
	G: ±20 ppm	H: ±25 ppm				
	J: ±30 ppm	M: ±50 ppm				
Stability	D: ±10 ppm	F: ±15 ppm				
	G: ±20 ppm	H: ±25 ppm				
	J: ±30 ppm	M: ±50 ppm				
	P: ±100 ppm					
Load Capacitance	Blank: 18 pF (std)					
	S: Series Resonant					
	XX: Customer Specified 10 pF to 32 pF					
	Frequency (customer specified)					

Note: Not all combinations of stability and operating temperature are available.

PARAMETERS	VALUE
Frequency Range*	12.000 to 100.000 MHz
Tolerance @ +25°C	See Table Above
Stability	See Table Above
Aging	±5 ppm/yr. Max.
Shunt Capacitance	7 pF Max.
Load Capacitance	18 pF Std.
Standard Operating Conditions	-20°C to +70°C
Storage Temperature	-40°C to +85°C
Equivalent Series Resistance (ESR), Max.	
Fundamental (AT-cut)	
12.000 to 40.000 MHz	60 Ω
Third Overtones (AT-cut)	
40.000 to 100.000 MHz	60 Ω
Drive Level	100 μW Max., 50 μW Typ., 10 μW Min
Mechanical Shock	MIL-STD-202, Method 213, C
Vibration	MIL-STD-202, Method 201 & 204
Thermal Cycle	MIL-STD-883, Method 1010, B

MtronPTI Lead Free Solder Profile

