

Axial Vitreous Wirewound Resistors



FEATURES

- Complete welded construction
- Vitreous coating
- Perfect humidity protection
- TC 100...180ppm/K

STANDARD ELECTRICAL SPECIFICATIONS

MODEL	APPROVED				MEETS SPECIFICATIONS		POWER RATING $P_{40^{\circ}\text{C}}$ W	RESISTANCE RANGE E12/E24		LIMITING VOLTAGE V
	CECC 40201-001	CECC 40201-002	UTE-C 83210-1	CECC 40201-801	UTE-NF C	MIL-R-26		TOL. $\pm\%$	Ω	
G 202	RB 59	JB	RB 59	FDG	—	RW 69	4	10 5 2 1	R10 - 10K R10 - 10K R36 - 10K ¹⁾ on request	200
G 204	RB 61	KB	RB 61	FDK	—	—	7	10 5 2 1	R10 - 39K R10 - 39K R10 - 39K on request	350
G 206	RB 60	—	RB 60	FDP	—	RW 55	13	10 5 2 1	R15 - 68K R15 - 68K R15 - 68K on request	500
G 207	—	—	—	—	RB 58	RW 68	17	10 5 2 1	R20 - 120K R20 - 120K R20 - 120K on request	650

¹⁾ R10 - R36 on request

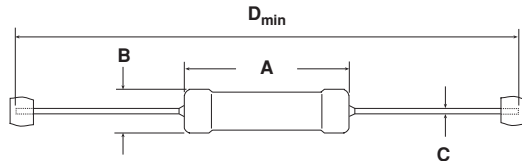
PERFORMANCE

TEST	TEST RESULTS
Damp Heat, Steady State	$\pm 5\% \Delta R$
Climatic Sequence	$\pm 5\% \Delta R$
Load Life	$\pm 5\% \Delta R$
Short Time Overload	$\pm 1\% \Delta R$
Vibration	$\pm 1\% \Delta R$
Shock	$\pm 1\% \Delta R$
Resistance to Soldering Heat	$\pm 1\% \Delta R$

HOW TO ORDER

G 202 MODEL	100R RESISTANCE VALUE Ω	$\pm 5\%$ TOLERANCE $\pm \%$	R1 PACKAGING For packaging see appropriate catalog or web page.
----------------	--------------------------------------	------------------------------------	--

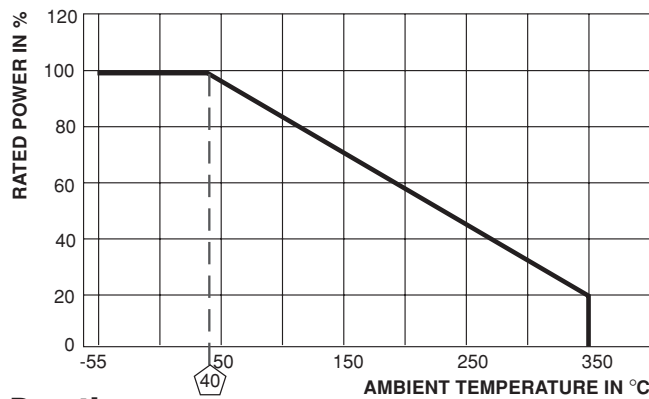
DIMENSIONS



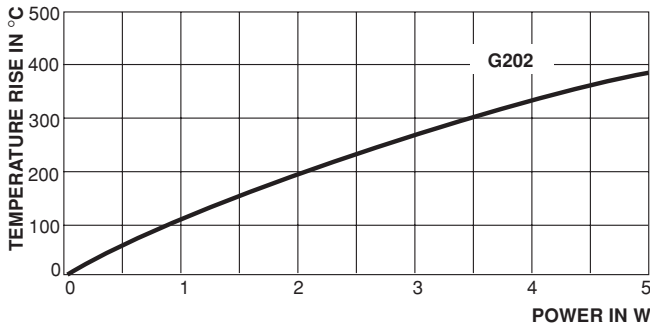
For packaging dimensions see separate packaging dimensions page.

MODEL	DIMENSIONS in millimeters [inches]				Weight (g)
	A _{max}	B _{max} ¹⁾	C	D _{min}	
G 202	13 [0.512]	5.7 [0.224]	0.8 [0.031]	53 ^{±1} [2.087 ^{±0.039}]	1
G 204	19.3 [0.760]	8.5 [0.335]	0.8 [0.031]	73 ^{±1} [2.874 ^{±0.039}]	2.2
G 206	32.3 [1.272]	9.8 [0.386]	0.8 [0.031]	107 ^{±2} [4.213 ^{±0.079}]	6.5
G 207	49.3 [1.941]	10.5 [0.413]	0.8 [0.031]	120 ^{±2} [4.724 ^{±0.079}]	10

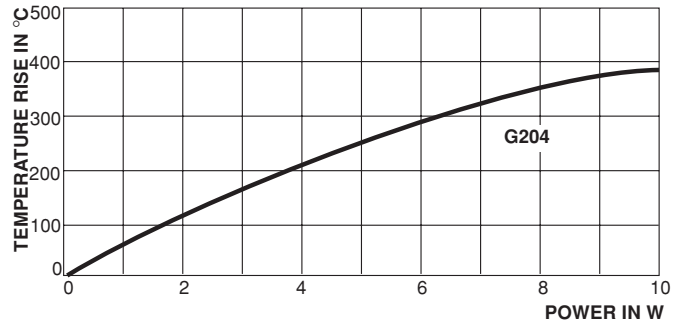
¹⁾ The body diameter should be increased by 1mm [0.004"] for ohmic values ≤ 10Ω.



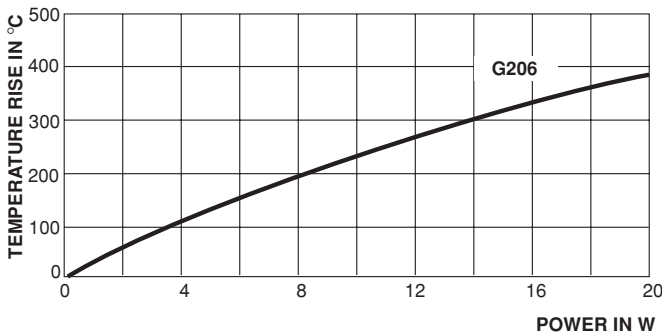
Derating



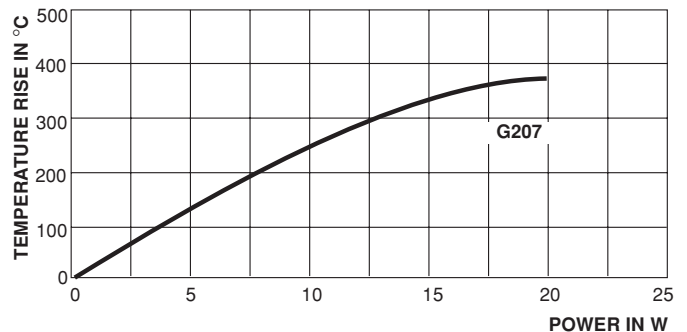
Temperature Rise



Temperature Rise



Temperature Rise



Temperature Rise



Notice

Specifications of the products displayed herein are subject to change without notice. Vishay Intertechnology, Inc., or anyone on its behalf, assumes no responsibility or liability for any errors or inaccuracies.

Information contained herein is intended to provide a product description only. No license, express or implied, by estoppel or otherwise, to any intellectual property rights is granted by this document. Except as provided in Vishay's terms and conditions of sale for such products, Vishay assumes no liability whatsoever, and disclaims any express or implied warranty, relating to sale and/or use of Vishay products including liability or warranties relating to fitness for a particular purpose, merchantability, or infringement of any patent, copyright, or other intellectual property right.

The products shown herein are not designed for use in medical, life-saving, or life-sustaining applications. Customers using or selling these products for use in such applications do so at their own risk and agree to fully indemnify Vishay for any damages resulting from such improper use or sale.