

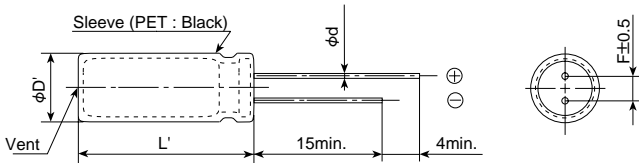


◆SPECIFICATIONS

Items	Characteristics						
Category							
Temperature Range	-20 to +55°C						
Rated Voltage Range	300, 315, 330V <sub>dc</sub>						
Capacitance Tolerance	-10 to +20% (V) (at 20°C, 120Hz)						
Leakage Current	I=1×C Where, I : Max. leakage current (µA), C : Nominal capacitance (µF) (at 20°C after 5 minutes)						
Dissipation Factor (tanδ)	0.06max. (at 20°C, 120Hz)						
Charge and Discharge Characteristics	The following specifications shall be satisfied when the capacitors are restored to 20°C after charge and discharge are repeated 5,000 times at room temperature (5 to 35°C). Discharge resistance or Xenon tube : 0.7 to 1.0Ω. <table border="1"> <tr> <td>Capacitance change</td> <td>≤±10% of the initial value</td> </tr> <tr> <td>D.F. (tanδ)</td> <td>≤150% of the initial specified value</td> </tr> <tr> <td>Leakage current</td> <td>≤150% of the initial specified value</td> </tr> </table>	Capacitance change	≤±10% of the initial value	D.F. (tanδ)	≤150% of the initial specified value	Leakage current	≤150% of the initial specified value
Capacitance change	≤±10% of the initial value						
D.F. (tanδ)	≤150% of the initial specified value						
Leakage current	≤150% of the initial specified value						
Shelf Life	The following specifications shall be satisfied when the capacitors are restored to 20°C after exposing them for 1,000 hours at 55°C without voltage applied. Before the measurement, the capacitor shall be preconditioned by applying voltage according to Item 4.1 of JIS C 5101-4. <table border="1"> <tr> <td>Capacitance change</td> <td>≤±10% of the initial value</td> </tr> <tr> <td>D.F. (tanδ)</td> <td>≤150% of the initial specified value</td> </tr> <tr> <td>Leakage current</td> <td>≤150% of the initial specified value</td> </tr> </table>	Capacitance change	≤±10% of the initial value	D.F. (tanδ)	≤150% of the initial specified value	Leakage current	≤150% of the initial specified value
Capacitance change	≤±10% of the initial value						
D.F. (tanδ)	≤150% of the initial specified value						
Leakage current	≤150% of the initial specified value						

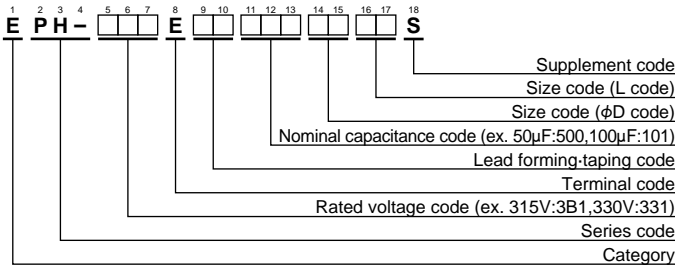
◆DIMENSIONS [mm]

●Terminal Code : E



φD	6.0 to 7.5	8.0 to 8.5	9.0 to 9.5	10.0 to 14.0	14.5 to 18.0
φd	0.5	0.6	0.6	0.6	0.8
F	2.5	3.5	4	5	7.5
φD'	φD+0.5max.				
L'	L+1.0max.				

◆PART NUMBERING SYSTEM



Please refer to "Product code guide (radial lead type)"

●Size Code

φD code (14th, 15th)

φD(mm)	φD code	
	14th	15th
6.0	6	0
6.5	6	5
7.0	7	0
7.5	7	5
8.0	8	0
8.5	8	5
9.0	9	0
9.5	9	5
10.0	A	0
10.5	A	5
11.0	B	0
11.5	B	5
12.0	C	0
12.5	C	5
13.0	D	0
13.5	D	5
14.0	E	0
14.5	E	5
15.0	F	0
15.5	F	5
16.0	G	0
16.5	G	5
17.0	H	0
17.5	H	5
18.0	J	0

L code (16th, 17th)

L(mm)	L code	
	16th	17th
15.0	1	5
16.0	1	6
17.0	1	7
18.0	1	8
19.0	1	9
20.0	2	0
21.0	2	1
22.0	2	2
23.0	2	3
24.0	2	4
25.0	2	5
26.0	2	6
27.0	2	7
28.0	2	8
29.0	2	9
30.0	3	0
31.0	3	1
32.0	3	2
33.0	3	3
34.0	3	4
35.0	3	5
36.0	3	6
37.0	3	7
38.0	3	8
39.0	3	9
40.0	4	0
41.0	4	1
42.0	4	2
43.0	4	3
44.0	4	4
45.0	4	5

◆RATINGS (REFERENCE)

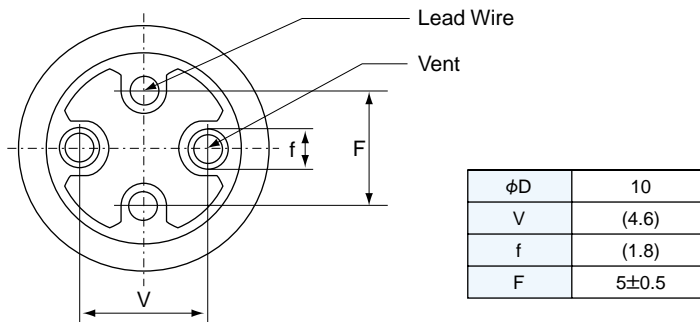
WV (Vdc)	Cap (μF)	Case size φD×L(mm)	tanδ	Part No.
315	86	10×30	0.06	EPH-3B1E□□860A030S
	122	10×40	0.06	EPH-3B1E□□121A040S
	144	12.5×30	0.06	EPH-3B1E□□1E1C530S
	209	12.5×40	0.06	EPH-3B1E□□211C540S
330	80	10×30	0.06	EPH-331E□□800A030S
	114	10×40	0.06	EPH-331E□□1B1A040S
	137	12.5×30	0.06	EPH-331E□□1D1C530S
	194	12.5×40	0.06	EPH-331E□□1K1C540S

□ : Enter the appropriate lead forming or taping code.

●Products of vents on the sealing rubber

DIMENSIONS[mm]

<In the case of diameter 10mm>



Products of vent on rubber type, please make clearance about 1mm minimum between rubber and board. If it is difficult to make clearance 1mm minimum between rubber and board, please arrange gas escaping hole on the board (same position and 40% minimum diameter from the vent).

The products of dual vents on rubber, requires placement one or two gas escaping hole on the board.

●Products of a vent on the case

Please make the following open space over the vent so that the vent can operate correctly.

Case diameter	Clearance
φ6 to 16mm	2mm minimum
φ16.5mm and up	3mm minimum

Above part numbers are only reference.

Please consult with us about detail specifications (rated voltage, capacitance, case size, type of rubber, etc...).