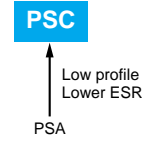


Upgrade!

NPCAP™-PSC Series

- Super low ESR, high ripple current capability
- Lower profile than PSA ($\phi 8 \times 8L$ to $\phi 10 \times 12.5L$)
- Rated voltage range : 2.5 to 16V_{dc}
- Nominal capacitance range : 270 to 2,700 μ F
- Endurance : 2,000 hours at 105°C
- Suitable for DC-DC converters, voltage regulators and decoupling applications for computer motherboards
- Added 2.5V 820 μ F (ESR 5m Ω max.)
- RoHS Compliant



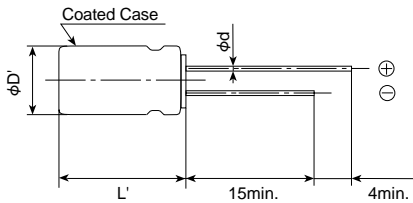
◆ SPECIFICATIONS

Items	Characteristics										
Category											
Temperature Range	-55 to +105°C										
Rated Voltage Range	2.5 to 16V _{dc}										
Capacitance Tolerance	±20% (M) (at 20°C, 120Hz)										
Surge Voltage	Rated voltage×1.15 (at 105°C)										
Leakage Current	I=0.2CV or 500 μ A, whichever is greater.										
*Note	Where, I : Leakage current (μ A), C : Nominal capacitance (μ F), V : Rated voltage (V _{dc}) (at 20°C after 2 minutes)										
Dissipation Factor (tan δ)	0.10 max. (at 20°C, 120Hz)										
Low Temperature Characteristics (Max.Impedance Ratio)	Z(-25°C)/Z(+20°C)≤1.15 Z(-55°C)/Z(+20°C)≤1.25 (at 100kHz)										
Endurance	The following specifications shall be satisfied when the capacitors are restored to 20°C after the rated voltage is applied for 2,000 hours at 105°C.										
	<table border="1"> <tr><td>Appearance</td><td>No significant damage</td></tr> <tr><td>Capacitance change</td><td>≤±20% of the initial value</td></tr> <tr><td>D.F. (tanδ)</td><td>≤150% of the initial specified value</td></tr> <tr><td>ESR</td><td>≤150% of the initial specified value</td></tr> <tr><td>Leakage current</td><td>≤The initial specified value</td></tr> </table>	Appearance	No significant damage	Capacitance change	≤±20% of the initial value	D.F. (tan δ)	≤150% of the initial specified value	ESR	≤150% of the initial specified value	Leakage current	≤The initial specified value
Appearance	No significant damage										
Capacitance change	≤±20% of the initial value										
D.F. (tan δ)	≤150% of the initial specified value										
ESR	≤150% of the initial specified value										
Leakage current	≤The initial specified value										
Bias Humidity Test	The following specifications shall be satisfied when the capacitors are restored to 20°C after subjecting them to DC voltage at 60°C, 90 to 95% RH for 1,000 hours.										
	<table border="1"> <tr><td>Appearance</td><td>No significant damage</td></tr> <tr><td>Capacitance change</td><td>≤±20% of the initial value</td></tr> <tr><td>D.F. (tanδ)</td><td>≤150% of the initial specified value</td></tr> <tr><td>ESR</td><td>≤150% of the initial specified value</td></tr> <tr><td>Leakage current</td><td>≤The initial specified value</td></tr> </table>	Appearance	No significant damage	Capacitance change	≤±20% of the initial value	D.F. (tan δ)	≤150% of the initial specified value	ESR	≤150% of the initial specified value	Leakage current	≤The initial specified value
Appearance	No significant damage										
Capacitance change	≤±20% of the initial value										
D.F. (tan δ)	≤150% of the initial specified value										
ESR	≤150% of the initial specified value										
Leakage current	≤The initial specified value										
Surge Voltage Test	The capacitors shall be subjected to 1,000 cycles each consisting of charge with the surge voltage specified at 105°C for 30 seconds through a protective resistor(R=1k Ω) and discharge for 5 minutes 30 seconds.										
	<table border="1"> <tr><td>Appearance</td><td>No significant damage</td></tr> <tr><td>Capacitance change</td><td>≤±20% of the initial value</td></tr> <tr><td>D.F. (tanδ)</td><td>≤150% of the initial specified value</td></tr> <tr><td>ESR</td><td>≤150% of the initial specified value</td></tr> <tr><td>Leakage current</td><td>≤The initial specified value</td></tr> </table>	Appearance	No significant damage	Capacitance change	≤±20% of the initial value	D.F. (tan δ)	≤150% of the initial specified value	ESR	≤150% of the initial specified value	Leakage current	≤The initial specified value
Appearance	No significant damage										
Capacitance change	≤±20% of the initial value										
D.F. (tan δ)	≤150% of the initial specified value										
ESR	≤150% of the initial specified value										
Leakage current	≤The initial specified value										
Failure Rate	0.5% per 1,000 hours maximum (Confidence level 60% at 105°C)										

*Note : If any doubt arises, measure the leakage current after the following voltage treatment.
Voltage treatment : DC rated voltage is applied to the capacitors for 60 minutes at 105°C.

◆ DIMENSIONS [mm]

- Terminal Code : E



Size code	H08	HB5	JB5	JC5
φD	8.0	8.0	10.0	10.0
φd	0.6	0.8(Note1)	0.8(Note1)	0.6
F	3.5	3.5	5.0	5.0
φD'	φD+0.5max.			
L'	L+1.0max.	L+1.5max.		

Note1 : 0.6 for rated volt 16V.

◆ MARKING

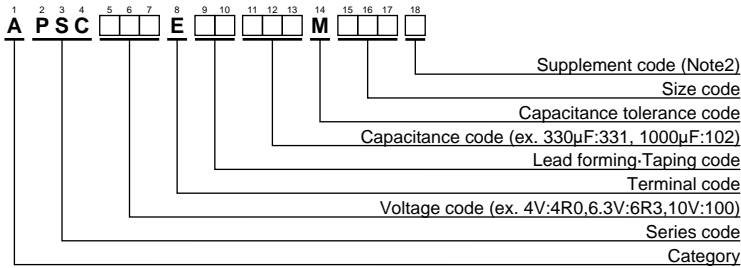
EX) 2.5V820 μ F



Upgrade!

NPCAP™-PSC Series

◆PART NUMBERING SYSTEM



(Note2) PSC series, 2.5V820μF(ESR 5mΩ max.) has supplement code "J".
Can case, terminal and terminal plating are the same as all others in PSC series.

Please refer to "Product code guide (conductive polymer type)"

◆STANDARD RATINGS

WV(V _{dc})	Cap(μF)	Case size φD×L(mm)	Leakage Current (μA)	ESR (mΩ max/20°C, 100k to 300kHz)	Rated ripple current (mA _{rms} /105°C, 100kHz)	Part No.
2.5	560	8×8	500	7	6,100	APSC2R5E□□561MH08S
	820	8×8	500	5	6,100	APSC2R5E□□821MH08J
	820	8×8	500	7	6,100	APSC2R5E□□821MH08S
	1,000	8×8	500	7	6,100	APSC2R5E□□102MH08S
	1,000	8×11.5	500	7	6,100	APSC2R5E□□102MHB5S
	1,500	8×11.5	750	7	6,100	APSC2R5E□□152MHB5S
4	2,700	10×11.5	1,350	8	5,560	APSC2R5E□□272MJB5S
	560	8×8	500	7	6,100	APSC4R0E□□561MH08S
	680	8×11.5	544	7	6,100	APSC4R0E□□681MHB5S
6.3	1,000	10×11.5	800	6	6,640	APSC4R0E□□102MJB5S
	470	8×8	592	8	5,700	APSC6R3E□□471MH08S
	560	8×8	706	8	5,700	APSC6R3E□□561MH08S
	820	10×11.5	1,033	7	6,640	APSC6R3E□□821MJB5S
10	1,500	10×11.5	1,890	10	5,560	APSC6R3E□□152MJB5S
	390	8×11.5	780	9	5,650	APSC100E□□391MHB5S
16	680	10×11.5	1,360	7	6,100	APSC100E□□681MJB5S
	270	8×11.5	864	11	5,080	APSC160E□□271MHB5S
	330	10×12.5	1,056	10	6,100	APSC160E□□331MJC5S
	470	10×11.5	1,504	10	6,100	APSC160E□□471MJB5S

□□ : Enter the appropriate lead forming or taping code.