

# HIGH DENSITY RIGHT ANGLE, P.C.B. FILTERED D-SUB ORDERING CODE

PDF - 15 S H- J H

NUMBER OF PINS =15  
 =26  
 =44  
 =62

GENDER MALE =S  
 FEMALE =R

MATING FACE 4-40 THREADED RIVET = BLANK  
 JACK SCREW 4-40 THREAD =J  
 RIVETED HEX STANDOFF =K  
 4-40 THREADED RIVET & JACK SCREW (UNASSEMBLED) =P  
 4-40 THREADED RIVET & JACK SCREW =R

P.C.B. FACE BOARD LOCK = BLANK  
 HOLE =H  
 THREADED HOLE =T  
 NO GROUNDING STRAP =Z

GOLD PLATING (XX IS GOLD IN MICRO INCHES) =GXX  
 GOLD FLASH (STANDARD) = BLANK

6

5

4

3

2

1

**MATERIAL AND FINISH**

Pin contact: Brass, Gold plating over Nickel.

Insulator: PBT & glass filled reinforced, UL 94V-0 rated.

Shell: Steel, Nickel plated.

**ELECTRICAL SPECIFICATIONS:**

Rated current: 2A

Insulation resistance: 1000 Mohm min @ 500VDC

Dielectric withstanding voltage: 1000VAC for one minute

Contact resistance: 15 mohm max.

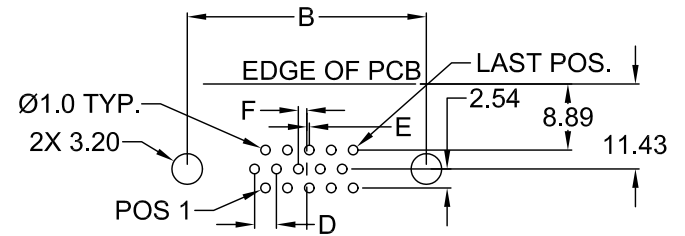
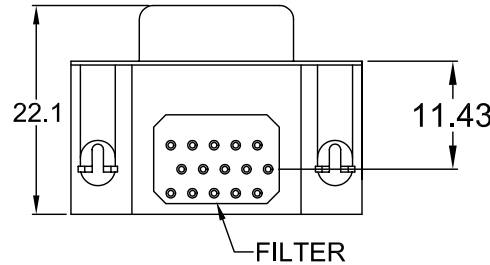
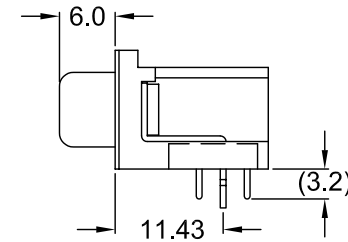
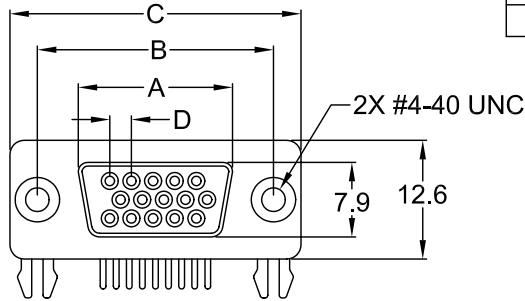
**ENVIRONMENTAL:**

Operating temperature: -55°C to +105°C

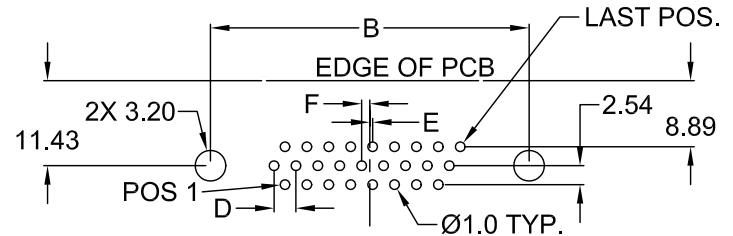
**NOTES:**

Replace first XX in P/N with number of positions.

POSITION	A	B	C	D	E	F
15	16.3	25.0	30.8	2.29	0.25	0.89
26	24.6	33.3	39.2	2.29	0.51	0.64
44	38.3	47.1	53.1	2.29	0.51	0.64
62	54.8	63.5	69.4	2.41	0.58	0.62



RECOMMENDED PCB LAYOUT (TOP VIEW) 15 POS.



RECOMMENDED PCB LAYOUT (TOP VIEW) 26, 44, 62 POS.

-XXX: SEE ORDERING CODE FOR OPTIONS

REVISIONS	CHNG	CHK	APPR
	CHANGE		
	REV	DATE	

TOLERANCE UNLESS OTHERWISE SPECIFIED	
X	± 1
X.X	± 0.4
X.XX	± 0.20
DRAWN BY	DF
DATE:	2/14/06
CHECK BY	
DATE:	
APPR BY	
DATE:	

**Power Dynamics, Inc.**  
 Phone: 973 560-0019 Whippany, New Jersey Fax: 973 560-0076  
 PART: HI-DENSITY R/A FILTERED, FEMALE D-SUB PCB MOUNT, 11.43mm FOOTPRINT  
 PART #: PDF-XXRH-XXX  
 SHEET 1 of 1  
 SIZE: A  
 SCALE: NTS  
 ALL DIMENSIONS FOR REFERENCE ONLY  
 DIMENSIONS ARE IN MILLIMETERS  
 REV:

6

5

4

3

2

1

6

5

4

3

2

1

**MATERIAL AND FINISH**

Pin contact: Brass, Gold plating over Nickel.  
Insulator: PBT & glass filled reinforced, UL 94V-0 rated.  
Shell: Steel, Nickel plated.

**ELECTRICAL SPECIFICATIONS:**

Rated current: 2A  
Insulation resistance: 1000 Mohm min @ 500VDC  
Dielectric withstanding voltage: 1000VAC for one minute  
Contact resistance: 15 mohm max.

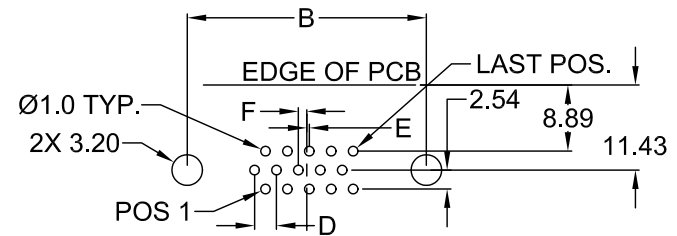
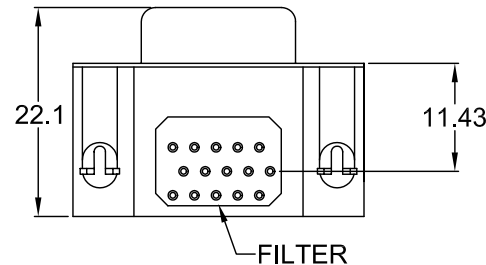
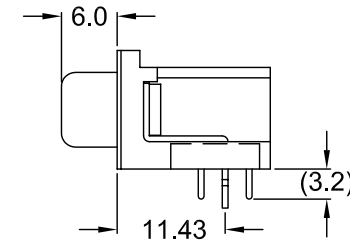
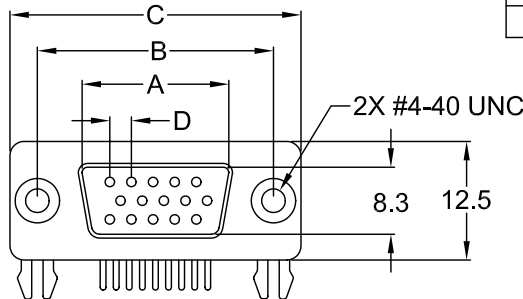
**ENVIRONMENTAL:**

Operating temperature: -55°C to +105°C

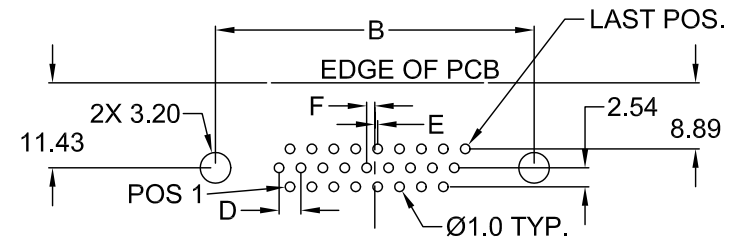
**NOTES:**

Replace first XX in P/N with number of positions.

POSITION	A	B	C	D	E	F
15	16.9	25.0	30.8	2.29	0.25	0.89
26	25.2	33.3	39.2	2.29	0.51	0.64
44	38.9	47.1	53.1	2.29	0.51	0.64
62	55.4	63.5	69.4	2.41	0.58	0.62



RECOMMENDED PCB LAYOUT (TOP VIEW) 15 POS.



RECOMMENDED PCB LAYOUT (TOP VIEW) 26, 44, 62 POS.

-XXX: SEE ORDERING CODE FOR OPTIONS

REVISIONS	CHNG	CHK	APPR
	DATE	BY	DATE

TOLERANCE UNLESS OTHERWISE SPECIFIED			
X	± 1		
X.X	± 0.4		
X.XX	± 0.20		
DRAWN BY	DF	DATE:	2/14/06
CHECK BY		DATE:	
APPR BY		DATE:	

**Power Dynamics, Inc.**  
Phone: 973 560-0019 Whippany, New Jersey Fax: 973 560-0076

PART: HI-DENSITY R/A FILTERED, MALE D-SUB PCB MOUNT, 11.43mm FOOTPRINT

PART #: **PDF-XXSH-XXX**

SIZE: **A** SCALE: **NTS**

ALL DIMENSIONS FOR REFERENCE ONLY DIMENSIONS ARE IN MILLIMETERS

SHEET 1 of 1

REV:

6

5

4

3

2

1