



Tantalum Chip Capacitors

SpeedPower, Low ESR

Series/Type: B45197A, B45198R, B450,
B451

Date: July 2006



© EPCOS AG 2006. Reproduction, publication and dissemination of this publication, enclosures hereto and the information contained therein without EPCOS' prior express consent is prohibited.

SMD

Construction

- Polar tantalum capacitors with solid electrolyte
- Conventional, optimized TaMnO₂ technology
- Flame-retardant plastic case (UL 94 V-0)
- Optionally tinned or gold-plated terminals



Features

- Wide variety of Low ESR values
- High ripple current capability
- High volumetric efficiency
- Excellent solderability
- Stable temperature and frequency characteristics
- Low leakage current, low dissipation factor
- Low self-inductance
- High resistance to shock and vibration
- Suitable for use without series resistor (recommended operating conditions see www.epcos.com/tantalum_gti, section 4.4)
- Lead-free and material content compatible with RoHS
- Some partnumbers are only available in M ($\pm 20\%$) tolerance; these types have a maximum capacitance drift at +125 °C of +20%

Applications

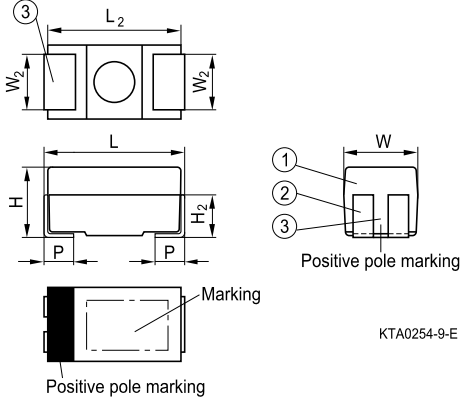
- Telecommunications (e.g. mobile phones, infrastructure)
- Data processing (e.g. laptops, mainframes)
- Measuring and control engineering (e.g. voltage regulators)
- Automotive electronics (e.g. navigation systems, electronic control units)
- Medical engineering
- DC/DC converters

Soldering

Suitable for reflow soldering (IR and vapor phase, in compliance with JEDEC J-STD-020 C) and wave soldering

Delivery mode

Taped and reeled in accordance with IEC 60286-3

Dimensional drawing


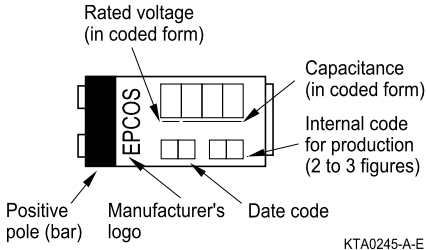
- ① Encapsulation: molded epoxy resin
- ② NiFe; tinned surface Sn100 or gold-plated
- ③ Reduced slot length for case size A

Dimensions

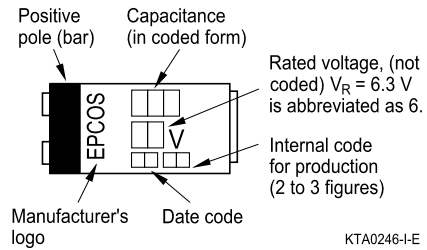
| Case size | | Dimensions in mm (inches) | | | | | | |
|-----------|----------|------------------------------|------------------------------|------------------------------|---------------------|--------------------------------|---------------------|-------------------|
| EPCOS | EIA/IECQ | L | W | H | L ₂ typ. | W ₂ ±0.1 ±(.004) | H ₂ typ. | P ±0.3 ±(.012) |
| A | 3216-18 | 3.2 ±0.2 (.126 ±0.008) | 1.6 ±0.2 (.063 ±0.008) | 1.6 ±0.2 (.063 ±0.008) | 3.2 (.126) | 1.2 (.047) | 1.3 (.051) | 0.8 (.031) |
| B | 3528-21 | 3.5 ±0.2 (.138 ±0.008) | 2.8 ±0.2 (.110 ±0.008) | 1.9 ±0.2 (.075 ±0.008) | 3.5 (.138) | 2.2 (.087) | 1.4 (.055) | 0.7 (.027) |
| C | 6032-28 | 6.0 ±0.3 (.236 ±0.012) | 3.2 ±0.3 (.126 ±0.012) | 2.5 ±0.3 (.098 ±0.012) | 6.1 (.240) | 2.2 (.087) | 1.8 (.071) | 1.3 (.051) |
| D | 7343-31 | 7.3 ±0.3 (.287 ±0.012) | 4.3 ±0.3 (.169 ±0.012) | 2.8 ±0.3 (.110 ±0.012) | 7.3 (.287) | 2.4 (.094) | 1.8 (.071) | 1.3 (.051) |
| E | 7343-44 | 7.3 ±0.3 (.287 ±0.012) | 4.3 ±0.3 (.169 ±0.012) | 4.1 ±0.3 (.161 ±0.012) | 7.3 (.287) | 2.4 (.094) | 1.8 (.071) | 1.3 (.051) |

Marking

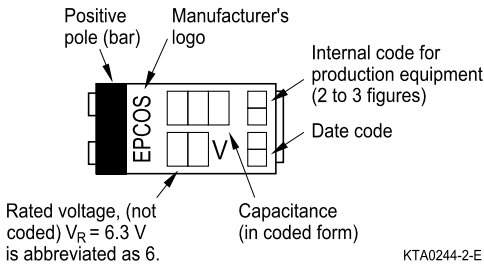
Case size A



Case size B



Case sizes C, D, E



Voltage coding for case size A

| | | | | | | | | | |
|---------------|-----|---|-----|----|----|----|----|----|----|
| Rated voltage | 2.5 | 4 | 6.3 | 10 | 16 | 20 | 25 | 35 | 50 |
| Code letter | F | G | J | A | C | D | E | V | T |

Capacitance coding

| | | |
|-------------------|-------------------|---------------|
| 1st and 2nd digit | Capacitance in pF | |
| 3rd digit | Multiplier: | 6 = 10^6 pF |
| | | 7 = 10^7 pF |
| | | 8 = 10^8 pF |

Date coding

| | | |
|----------|--------------|---------------|
| Year | Month | |
| S = 2004 | 1 = January | 7 = July |
| T = 2005 | 2 = February | 8 = August |
| U = 2006 | 3 = March | 9 = September |
| V = 2007 | 4 = April | O = October |
| W = 2008 | 5 = May | N = November |
| X = 2009 | 6 = June | D = December |


Specifications and characteristics in brief

| | | | | |
|--|--|---|---------------------|-------|
| Series | | SpeedPower | | |
| Ordering code | | B45197A, B450 | B45198R, B451 | |
| Technology | | Ta-MnO ₂ | Ta-MnO ₂ | |
| Terminals | | Tinned | Gold-plated | |
| Rated voltage (up to 85 °C) | V _R | 2.5 ... 50 | | VDC |
| Rated capacitance (20 °C, 120 Hz) | C _R | 0.15 ... 1000 | | µF |
| Capacitance tolerance | | ±20%, ±10% | | |
| Maximum equivalent series resistance (20 °C, 100 kHz) | ESR _{max} | 40 ... 15000 | | mΩ |
| Operating temperature range | T _{op} | ° 55 ... +125 | | °C |
| Failure rate (at 40 °C; ≤ V _R , 1 fit = 1 ~ 10 ⁻⁹ failures/h) C _R ~ V _R ≤ 330 µF ~ V C _R ~ V _R > 330 µF ~ V | R _S ≤ 0.1 Ω/V | ≤40 ≤144 or 288 (dependent on type) | | fit |
| Service life | | >500000 | | h |
| Leakage current (V _R , 5 min, 20 °C) | I _{leak} | 10 | | nA/µC |
| Detail specification (tinned terminals) | | CECC 30801-805 | | |
| Climatic category (to IEC 60068-1) | (° 55 °C/+125 °C/56 days damp heat test) | 55/125/56 | | |

| V _c (VDC) | 2.5 | 4 | 6.3 | 10 | 16 | 20 | 25 | 35 | 50 |
|----------------------|---------|--|--|--|---|------------------------------------|------------------------------------|---|-------------------------|
| CR (µF) | | | | | | | | | |
| 0.15 | | | | | | | | A (1500) | |
| 0.22 | | | | | | | | A (1300) | |
| 0.33 | | | | | | | A (1000) | A (800*...700) | |
| 0.47 | | | | | | | A (700) | A (400*...700) B (250) | |
| 0.68 | | | | | | A (800) | A (800) | A (400*...600) B (200) | |
| 1 | | | | | A (500) | A (300*...500) | A (400*...500) | A (300) B (200) | C (160) |
| 1.5 | | | | A (300) | A (300) | A (450) | A (300*...400) B (150) | A (200*...200) B (200) | C (150) |
| 2.2 | A (500) | A (500) | A (500) | A (1800*...200) | A (1800*...200) | A (300) B (150) | A (300) B (600*...120) | A (100*...200) B (750*...200) | |
| 3.3 | A (300) | A (300) | A (300) | A (200) | A (300) B (200) | A (250) B (130) | A (150*...120) B (750*...120) | B (100) C (55) | |
| 4.7 | A (350) | A (350) | A (350) | A (1400*...200) | A (200) B (800*...150) | A (1800*...200) B (750...100) | B (700*...100) C (50) | B (700*...100*...) C (50) | D (30) |
| 6.8 | A (200) | A (200) | A (1800*...200) | A (1800*...200) B (120) | A (150) B (800*...120) | A (200) B (600...100) C (48) | B (700...100) C (50) | C (85) D (150...300) E (30) | D (300...400) E (30) |
| 10 | A (200) | A (200) | A (800*...200) B (100) | A (300*...200) B (800*...120) C (40) | A (1700*...200) B (500*...800) C (45) | B (500*...100) C (45) | B (750*...450) C (300...450) | C (40) D (130*...280) E (200...280) | E (30) |
| 15 | A (200) | A (1500...200) | A (700*...200) B (70) | A (1000*...180) B (450*...800) C (40) | A (250*) B (500*...800) C (40) | B (500*) C (40) | C (30) D (230) | C (250*) D (100*...280) E (200...280) | E (250*...300) |
| 22 | A (150) | A (150) C (38) | A (300*...150) B (380*...500) C (38) | A (1500) B (400*...800) C (300*...380) | B (400*...700) C (250...350) | C (200) D (200) | C (28) D (200...280) E (230) | D (200...280) E (130*...280) | |
| 33 | A (100) | A (100) C (30) | A (600*...100) B (250*...800) C (300...350) | A (1000*) B (250*...850) C (300...380) | B (350*) C (250...300) D (200) | C (200) D (200) E (200) | D (100*...230) E (100*...200) | D (200*) E (100*...280) | |
| 47 | | A (500*...750) C (25) | A (2000*) B (250*...500) C (250...300) | B (250*...850) C (300) D (100...200) | C (300) D (80*...180) | D (100*...250) E (70*...150) | D (100*...250) E (80*...200) | E (200*...280) | |
| 68 | | A (3000*) C (15) | B (250*...500) C (150...400) D (180) | B (250*...350*) C (200...250) D (100...150) | C (180...250) D (70*...150) E (150) | D (70*...300) E (150...200) | E (130*...200) | | |
| 100 | B (300) | A (3000*) B (250*...300) C (150) | B (250*...300) C (150) D (130) | B (700*) C (100*...250) D (80*...100) E (100) | C (200*) D (80*...150) E (50*...100) | D (200*) E (100*...150) | | | |
| 150 | | B (250*) C (200) D (100) | B (700*) C (150*...200) D (50*...100) E (100) | C (200*) D (50*...100) E (100) | D (100*...150) E (50*...100) | | | | |
| 220 | | B (500*) C (100) D (100) | C (100*...200) D (50*...100) E (80...100) | D (50*...100) E (50*...100) | D (200*) E (80*...100) | | | | |
| 330 | | C (100*) D (100) E (100) | C (200*) D (45*...100) E (50*...100) | D (100...150) E (40*...100) | E (700*) | | | | |
| 470 | | D (100) E (80) | D (100...150) E (40*...100) | D (150*) E (30*...100) | | | | | |
| 680 | | D (100*) E (40*...80*) | D (150*) E (45*...100) | E (100*) | | | | | |
| 1000 | | E (80*...100*) | E (100*) | | | | | | |

| V _r (VDC) | 2.5 | 4 | 6.3 | 10 | 16 | 20 | 25 | 35 | 50 |
|----------------------|---------|---|---|---|---|---|---------------------------|------------------------------------|---------------------------------|
| ESR (mΩ) | | | | | | | | | |
| 40 | | E (680*) | | E (330*) | | | | | |
| 45 | | | D (330*) E (470* 680*) | | | | | | |
| 50 | | | D (150* 220*) E (330*) | D (100* 150* 220*) E (220* 330* 470*) | E (150*) | | | | |
| 55 | | | | | E (100*) | | | | |
| 60 | | E (470 680* 1000*) | E (470 680*) | | D (100*) | | | | |
| 65 | | | D (150*) | D (100*) | | | | | |
| 70 | | | | | D (68*) | D (68*) E (47*) | | | |
| 80 | | | D (150) E (220 330) | D (100) E (220 330 470) | D (47*) E (220*) | | E (47*) | | |
| 100 | | C (220 330*) D (150 220 330 470 680* 1000*) E (330) | C (220*) D (150 220 330 470) E (150 220 330 470 680 1000*) | C (100*) D (47 68 100 150 220 330) E (100 150 220 330 470 680*) | D (68 100 150*) E (100 150 220 330*) | D (47*) E (100*) | D (33* 47*) E (33*) | D (15*) E (33*) | |
| 120 | | | | | | | E (47) | | |
| 130 | | | D (100) | | D (100 150) | E (47 68) | D (47) E (68*) | D (10*) E (22*) | |
| 150 | | C (68 100) | C (68 100 150*) D (470 680*) | D (68 330 470*) | D (47 68 100 150) E (68) | D (47 68) E (47 68 100) | D (33 47) | D (6.8*) | |
| 180 | | | D (68) | C (100) | C (68) D (47) | | E (33) | E (22) | |
| 200 | | C (150) | C (68 150 220 330*) | C (68 100 150*) D (47) | C (68 100*) D (33) | C (22 33) D (22 33 47 68 100*) E (33 68) | D (22 33) E (33 47 68) | D (22 33*) E (10 22 47*) | |
| 220 | | | | | D (220*) | | | | |
| 230 | | | | | C (33) | | D (15 22 33) E (22) | E (47) | |
| 250 | | C (47) B (100* 150*) | B (33* 47* 68* 100*) C (47) | B (33* 47* 68*) C (68 100) | C (22 68) | D (47) | D (47) | E (15 33) | E (15*) |
| 260 | | | | | | | | D (10 15 22) E (10 15 22 33) | |
| 280 | | | | | | | C (22) | | |
| 300 | B (100) | C (33) B (100) | B (100) C (33 47) | C (22* 33 47) | C (22 33 47) | D (68) | C (10 15) | D (4.7 6.8) E (6.8) | D (4.7 6.8) E (6.8 10 15) |
| 330 | | | C (47) | | | | | | |
| 350 | | | B (68) C (33) | B (68*) C (22) | B (33*) C (22) | | | C (6.8 15*) | |
| 380 | | C (22) | B (22*) C (22) | C (22 33) | | | | | |

SpeedPower, Low ESR

| V _l (VDC) | 2.5 | 4 | 6.3 | 10 | 16 | 20 | 25 | 35 | 50 |
|----------------------|------------------|---------------------|-------------------------------|---------------------------|--------------------|-------------------|----------------------|-------------------------|---------|
| ESR (mW) | | | | | | | | | |
| 400 | | | B (47) C (68) | B (22* 47) C (10 15) | B (22*) C (15) | C (15) | | C (10) | D (6.8) |
| 450 | | | | B (15*) | C (10) | C (10) | C (10) | | |
| 480 | | | | | | C (6.8) | | | |
| 500 | | A (47*) B (220*) | A (22*) B (22 33 47 68) | B (47) | B (10* 15*) | B (10* 15*) | C (6.8) | C (4.7) | |
| 530 | | | | | | | C (4.7) | | |
| 550 | | | | B (33) | | | | C (3.3) | |
| 600 | | | A (33*) B (33) | B (10* 15) | B (6.8*) | B (6.8*) | | | |
| 650 | | | | B (33 47) | B (10 15) | | | | |
| 700 | | | A (15*) B (15 150*) | B (22 100*) | B (22) | | B (4.7* 6.8) | B (4.7*) | |
| 750 | | A (47) | | B (10) | | B (4.7 6.8) | B (3.3* 4.7* 10*) | B (2.2*) | |
| 800 | | | A (10*) | B (22) | B (4.7* 10 15) | B (10) | B (3.3 4.7) | | |
| 900 | | | | A (10*) B (15) | B (6.8) | | B (2.2* 4.7) | | |
| 1000 | A (33) | A (33) | A (33) B (10) | A (15*) | B (4.7) | B (4.7 6.8 10) | B (4.7 6.8) | B (3.3 4.7*) | |
| 1200 | | | | B (6.8 10) | B (6.8) | | B (2.2 3.3) | | |
| 1300 | | | | | | B (3.3) | | | |
| 1400 | | | | A (4.7*) | | | | | |
| 1500 | A (22) | A (15 22) | A (22) | A (22 33*) B (4.7) | A (6.8) B (4.7) | B (2.2) | A (3.3*) B (1.5) | A (2.2*) B (2.2) | C (1.5) |
| 1600 | | | | | | | | | C (1) |
| 1700 | | | | | A (10*) | | | | |
| 1800 | | | A (6.8*) | A (2.2* 6.8* 15) | A (2.2*) | A (4.7*) | | | |
| 2000 | A (6.8 10 15) | A (6.8 10 15) | A (6.8 10 15 47*) | A (2.2 3.3 4.7 6.8 10) | A (4.7) B (3.3) | A (4.7 6.8*) | | A (1.5*) B (1.5 2.2) | |
| 2500 | | | | | A (2.2 10 15*) | A (3.3) | | B (0.47 0.68) | |
| 3000 | A (3.3) | A (3.3 68* 100*) | A (3.3) | | A (3.3) | A (1* 2.2) | A (1.5*) | A (1) | |
| 3500 | A (4.7) | A (4.7) | A (4.7) | | | | A (2.2) | | |
| 4000 | | | | | | | A (1* 1.5) | A (0.47* 0.68*) | |
| 4500 | | | | | | A (1.5) | | | |
| 5000 | A (2.2) | A (2.2) | A (2.2) | A (1.5) | A (1 1.5) | A (1) | A (1) | | |
| 6000 | | | | | | A (0.68) | A (0.68) | A (0.33* 0.68) | |
| 7000 | | | | | | | A (0.47) | A (0.33 0.47) | |
| 10000 | | | | | | | A (0.33) | | |
| 13000 | | | | | | | | A (0.22) | |
| 15000 | | | | | | | | A (0.15) | |



Ordering code structure for SpeedPower series

| | | | | | | | |
|--|-------------|----------|------------|----------|----------|----------|----------|
| B45 | 197A | 1 | 157 | + | 4 | 0 | * |
| Tantalum capacitor | | | | | | | |
| Series 197A = SpeedPower, Low ESR, tinned terminals 198R = SpeedPower, Low ESR, gold-plated terminals | | | | | | | |
| Rated voltage 0 = 4 V, 1 = 6.3 V, 2 = 10 V, 3 = 16 V, 4 = 20 V, 5 = 25 V, 6 = 35 V, 7 = 50 V | | | | | | | |
| Rated capacitance + exponent C [pF] ~ 10 ^x E.g.: 686 = 68 pF ~ 10 ⁶ = 68 µF, 157 = 15 pF ~ 10 ⁷ = 150 µF | | | | | | | |
| Capacitance tolerance M = ±20%, K = ±10% | | | | | | | |
| Case size 1 = A 2 = B 3 = C 4 = D 5 = E | | | | | | | |
| ESR quality 0 = standard | | | | | | | |
| Reel diameter 9 = 180 mm, 6 = 330 mm | | | | | | | |



Ordering code structure for SpeedPower II series and SpeedPower III series

| B45 | 0 | 02 | D | 337 | * | + | 106 |
|--|---|----|---|-----|---|---|-----|
| Tantalum capacitor | | | | | | | |
| Series 0 = SpeedPower, Low ESR; Low Profile, Low ESR; tinned terminals 1 = SpeedPower, Low ESR; gold-plated terminals | | | | | | | |
| Rated voltage 02 = 2.5 V, 04 = 4 V, 06 = 6.3 V, 10 = 10 V, 16 = 16 V, 20 = 20 V, 25 = 25 V, 35 = 35 V, 50 = 50 V | | | | | | | |
| Case size A, B, C, D, E | | | | | | | |
| Rated capacitance + exponent C [pF] · 10 ^x 686 = 68 pF · 10 ⁶ = 68 μF, 157 = 15 pF · 10 ⁷ = 150 μF, 108 = 10 pF · 10 ⁸ = 1000 μF | | | | | | | |
| Reel diameter 9 = 180 mm, 6 = 330 mm | | | | | | | |
| Capacitance tolerance M = ±20%, K = ±10% | | | | | | | |
| ESR value + exponent R [nΩ] · 10 ^x E.g.: 106 = 10 nΩ · 10 ⁶ = 10 mΩ, 107 = 10 nΩ · 10 ⁷ = 100 mΩ, 108 = 10 nΩ · 10 ⁸ = 1000 mΩ, 109 = 10 nΩ · 10 ⁹ = 10000 mΩ, | | | | | | | |



Tantalum chip capacitors

B45197A, B45198R, B450, B451

SpeedPower, Low ESR



Technical data and ordering codes

| C_R (20 °C, 120 Hz) μF | Case size | DF_{max} (20 °C, 120 Hz) % | $I_{\text{leak,max}}$ (20 °C, V_R , 5 min) μA | ESR_{max} (20 °C, 100 kHz) m Ω | $I_{\text{AC,max}}$ (20 °C, 100 kHz) A | Ordering code |
|---|-----------|--|---|---|---|-------------------|
| V_R (up to 85 °C) = 2.5 VDC, V_R (up to 125 °C) = 1.7 VDC | | | | | | |
| 2.2 | A | 6 | 0.5 | 5000 | 0.12 | B45002A225*+508 |
| 3.3 | A | 6 | 0.5 | 3000 | 0.16 | B45002A335*+308 |
| 4.7 | A | 6 | 0.5 | 3500 | 0.15 | B45002A475*+358 |
| 6.8 | A | 6 | 0.5 | 2000 | 0.19 | B45002A685*+208 |
| 10 | A | 6 | 0.5 | 2000 | 0.19 | B45002A106*+208 |
| 15 | A | 6 | 0.5 | 2000 | 0.19 | B45002A156*+208 |
| 22 | A | 8 | 0.6 | 1500 | 0.22 | B45002A226*+158 |
| 33 | A | 10 | 0.8 | 1000 | 0.27 | B45002A336*+108 |
| 100 | B | 8 | 2.5 | 300 | 0.53 | B45002B107*+307 |
| V_R (up to 85 °C) = 4 VDC, V_R (up to 125 °C) = 2.5 VDC | | | | | | |
| 2.2 | A | 6 | 0.5 | 5000 | 0.12 | B45004A225*+508 |
| 3.3 | A | 6 | 0.5 | 3000 | 0.16 | B45004A335*+308 |
| 4.7 | A | 6 | 0.5 | 3500 | 0.15 | B45004A475*+358 |
| 6.8 | A | 6 | 0.5 | 2000 | 0.19 | B45004A685*+208 |
| 10 | A | 6 | 0.5 | 2000 | 0.19 | B45004A106*+208 |
| 15 | A | 6 | 0.6 | 1500 | 0.22 | B45004A156*+158 |
| 15 | A | 6 | 0.6 | 2000 | 0.19 | B45004A156*+208 |
| 22 | A | 8 | 0.9 | 1500 | 0.22 | B45004A226*+158 |
| 22 | C | 6 | 0.9 | 380 | 0.54 | B45004C226*+387 |
| 33 | A | 10 | 1.3 | 1000 | 0.27 | B45004A336*+108 |
| 33 | C | 6 | 1.3 | 300 | 0.61 | B45004C336*+307 |
| 47 | A | 10 | 1.9 | 500 | 0.39 | B45004A476*+507 ● |
| 47 | A | 10 | 1.9 | 750 | 0.32 | B45004A476*+757 |
| 47 | C | 6 | 1.9 | 250 | 0.66 | B45004C476*+257 |
| 68 | A | 30 | 2.7 | 3000 | 0.16 | B45004A686*M308 ● |
| 68 | C | 6 | 2.7 | 150 | 0.86 | B45004C686*+157 |
| 100 | A | 30 | 4.0 | 3000 | 0.16 | B45004A107*M308 ● |
| 100 | B | 8 | 4.0 | 250 | 0.58 | B45004B107*+257 ● |
| 100 | B | 8 | 4.0 | 300 | 0.53 | B45004B107*+307 |
| 100 | C | 8 | 4.0 | 150 | 0.86 | B45004C107*+157 |
| 150 | B | 10 | 6.0 | 250 | 0.58 | B45004B157*+257 ● |
| 150 | C | 8 | 6.0 | 200 | 0.74 | B45004C157*+207 |
| 150 | D | 8 | 6.0 | 100 | 1.22 | B45004D157*+107 |

● Preliminary Data

 * = Code number for reel diameter
 6 = 330-mm reel
 9 = 180-mm reel

 + = Capacitance tolerance
 M = $\pm 20\%$
 K = $\pm 10\%$

| C_R (20 °C, 120 Hz) μF | Case size | DF_{max} (20 °C, 120 Hz) % | $I_{\text{leak,max}}$ (20 °C, V_R , 5 min) μA | ESR_{max} (20 °C, 100 kHz) $\text{m}\Omega$ | $I_{\text{AC,max}}$ (20 °C, 100 kHz) A | Ordering code |
|--|-----------|--|---|---|---|-------------------|
| 220 | B | 20 | 8.8 | 500 | 0.41 | B45004B227*M507 ● |
| 220 | C | 15 | 8.8 | 100 | 1.05 | B45004C227*+107 |
| 220 | D | 8 | 8.8 | 100 | 1.22 | B45004D227*+107 |
| 330 | C | 15 | 13.2 | 100 | 1.05 | B45004C337*+107 ● |
| 330 | D | 10 | 13.2 | 100 | 1.22 | B45004D337*+107 |
| 330 | E | 8 | 13.2 | 100 | 1.28 | B45004E337*+107 |
| 470 | D | 10 | 18.8 | 100 | 1.22 | B45004D477*+107 |
| 470 | E | 8 | 18.8 | 60 | 1.66 | B45004E477*+606 |
| 680 | D | 12 | 27.2 | 100 | 1.22 | B45004D687*+107 ● |
| 680 | E | 12 | 27.2 | 40 | 2.03 | B45004E687*+406 ● |
| 680 | E | 12 | 27.2 | 60 | 1.66 | B45004E687*+606 ● |
| 1000 | E | 15 | 40.0 | 60 | 1.66 | B45004E108*+606 ● |
| 1000 | E | 15 | 40.0 | 100 | 1.28 | B45004E108*+107 ● |
| V_R (up to 85 °C) = 6.3 VDC, V_R (up to 125 °C) = 4 VDC | | | | | | |
| 2.2 | A | 6 | 0.5 | 5000 | 0.12 | B45006A225*+508 |
| 3.3 | A | 6 | 0.5 | 3000 | 0.16 | B45006A335*+308 |
| 4.7 | A | 6 | 0.5 | 3500 | 0.15 | B45006A475*+358 |
| 6.8 | A | 6 | 0.5 | 1800 | 0.20 | B45006A685*+188 ● |
| 6.8 | A | 6 | 0.5 | 2000 | 0.19 | B45006A685*+208 |
| 10 | A | 6 | 0.6 | 800 | 0.31 | B45006A106*+807 ● |
| 10 | A | 6 | 0.6 | 2000 | 0.19 | B45006A106*+208 |
| 10 | B | 6 | 0.6 | 1000 | 0.29 | B45197A1106+20* |
| 15 | A | 6 | 0.9 | 700 | 0.33 | B45006A156*+707 ● |
| 15 | A | 6 | 0.9 | 2000 | 0.19 | B45006A156*+208 |
| 15 | B | 6 | 0.9 | 700 | 0.35 | B45197A1156+20* |
| 22 | A | 8 | 1.4 | 500 | 0.39 | B45006A226*+507 ● |
| 22 | A | 8 | 1.4 | 1500 | 0.22 | B45006A226*+158 |
| 22 | B | 6 | 1.4 | 380 | 0.47 | B45006B226*+387 ● |
| 22 | B | 6 | 1.4 | 500 | 0.41 | B45006B226*+507 |
| 22 | C | 6 | 1.4 | 380 | 0.54 | B45197A1226+30* |
| 33 | A | 10 | 2.1 | 600 | 0.35 | B45006A336*+607 ● |
| 33 | A | 10 | 2.1 | 1000 | 0.27 | B45006A336*+108 |
| 33 | B | 6 | 2.1 | 250 | 0.58 | B45006B336*+257 ● |
| 33 | B | 6 | 2.1 | 500 | 0.41 | B45006B336*+507 |

● Preliminary Data

* = Code number for reel diameter
6 = 330-mm reel
9 = 180-mm reel

+ = Capacitance tolerance
M = $\pm 20\%$
K = $\pm 10\%$

| C_R (20 °C, 120 Hz) μF | Case size | DF_{\max} (20 °C, 120 Hz) % | $I_{\text{leak,max}}$ (20 °C, V_R , 5 min) μA | ESR_{\max} (20 °C, 100 kHz) $\text{m}\Omega$ | $I_{AC,\max}$ (20 °C, 100 kHz) A | Ordering code |
|--|-----------|--|---|---|---|-------------------|
| 33 | B | 6 | 2.1 | 600 | 0.35 | B45197A1336+20* |
| 33 | C | 6 | 2.1 | 300 | 0.61 | B45006C336*+307 |
| 33 | C | 6 | 2.1 | 350 | 0.56 | B45197A1336+30* |
| 47 | A | 15 | 3.0 | 2000 | 0.19 | B45006A476*M208 ● |
| 47 | B | 6 | 3.0 | 250 | 0.58 | B45006B476*+257 ● |
| 47 | B | 6 | 3.0 | 400 | 0.46 | B45006B476*+407 |
| 47 | B | 6 | 3.0 | 500 | 0.41 | B45197A1476+20* |
| 47 | C | 6 | 3.0 | 250 | 0.66 | B45006C476*+257 |
| 47 | C | 6 | 3.0 | 300 | 0.61 | B45006C476*+307 |
| 47 | C | 6 | 3.0 | 330 | 0.58 | B45197A1476+30* |
| 68 | B | 6 | 4.3 | 250 | 0.58 | B45006B686*+257 ● |
| 68 | B | 6 | 4.3 | 350 | 0.49 | B45006B686*+357 |
| 68 | B | 6 | 4.3 | 500 | 0.41 | B45197A1686+20* |
| 68 | C | 6 | 4.3 | 150 | 0.86 | B45006C686*+157 |
| 68 | C | 6 | 4.3 | 200 | 0.74 | B45006C686*+207 |
| 68 | C | 6 | 4.3 | 400 | 0.52 | B45197A1686+30* |
| 68 | D | 6 | 4.3 | 180 | 0.93 | B45197A1686+40* |
| 100 | B | 8 | 6.3 | 250 | 0.58 | B45006B107*+257 ● |
| 100 | B | 8 | 6.3 | 300 | 0.53 | B45006B107*+307 |
| 100 | C | 8 | 6.3 | 150 | 0.86 | B45197A1107+30* |
| 100 | D | 8 | 6.3 | 130 | 1.10 | B45197A1107+40* |
| 150 | B | 15 | 9.5 | 700 | 0.35 | B45006B157*M707 ● |
| 150 | C | 8 | 9.5 | 150 | 0.86 | B45006C157*+157 ● |
| 150 | C | 8 | 9.5 | 200 | 0.74 | B45006C157*+207 |
| 150 | D | 8 | 9.5 | 50 | 1.73 | B45006D157*+506 ● |
| 150 | D | 8 | 9.5 | 65 | 1.52 | B45006D157*+656 ● |
| 150 | D | 8 | 9.5 | 80 | 1.37 | B45006D157*+806 |
| 150 | D | 8 | 9.5 | 100 | 1.22 | B45197A1157+40* |
| 150 | E | 8 | 9.5 | 100 | 1.28 | B45197A1157+50* |
| 220 | C | 15 | 13.9 | 100 | 1.05 | B45006C227*+107 ● |
| 220 | C | 15 | 13.9 | 200 | 0.74 | B45197A1227+30* |
| 220 | D | 10 | 13.9 | 50 | 1.73 | B45006D227*+506 ● |
| 220 | D | 8 | 13.9 | 100 | 1.22 | B45197A1227+40* |
| 220 | E | 8 | 13.9 | 80 | 1.44 | B45006E227*+806 |

● Preliminary Data

 * = Code number for reel diameter
 6 = 330-mm reel
 9 = 180-mm reel

 + = Capacitance tolerance
 M = $\pm 20\%$
 K = $\pm 10\%$

| C_R (20 °C, 120 Hz) μF | Case size | DF_{max} (20 °C, 120 Hz) % | $I_{\text{leak,max}}$ (20 °C, V_R , 5 min) μA | ESR_{max} (20 °C, 100 kHz) $\text{m}\Omega$ | $I_{\text{AC,max}}$ (20 °C, 100 kHz) A | Ordering code |
|---|-----------|--|---|---|---|-------------------|
| 220 | E | 8 | 13.9 | 100 | 1.28 | B45197A1227+50* |
| 330 | C | 15 | 20.8 | 200 | 0.74 | B45006C337*+207 ● |
| 330 | D | 12 | 20.8 | 45 | 1.83 | B45006D337*+456 ● |
| 330 | D | 12 | 20.8 | 100 | 1.22 | B45197A1337+40* |
| 330 | E | 12 | 20.8 | 50 | 1.82 | B45006E337*+506 ● |
| 330 | E | 8 | 20.8 | 80 | 1.44 | B45006E337*+806 |
| 330 | E | 8 | 20.8 | 100 | 1.28 | B45197A1337+50* |
| 470 | D | 15 | 29.6 | 100 | 1.22 | B45006D477*+107 |
| 470 | D | 15 | 29.6 | 150 | 1.00 | B45197A1477+40* |
| 470 | E | 12 | 29.6 | 45 | 1.91 | B45006E477*+456 ● |
| 470 | E | 12 | 29.6 | 60 | 1.66 | B45006E477*+606 |
| 470 | E | 12 | 29.6 | 100 | 1.28 | B45197A1477+50* |
| 680 | D | 15 | 42.8 | 150 | 1.00 | B45006D687*+157 ● |
| 680 | E | 15 | 42.8 | 45 | 1.91 | B45006E687*+456 ● |
| 680 | E | 15 | 42.8 | 60 | 1.66 | B45006E687*+606 ● |
| 680 | E | 15 | 42.8 | 100 | 1.28 | B45197A1687+50* |
| 1000 | E | 20 | 63.0 | 100 | 1.28 | B45197A1108+50* ● |
| V_R (up to 85 °C) = 10 VDC, V_R (up to 125 °C) = 6.3 VDC | | | | | | |
| 1.5 | A | 6 | 0.5 | 5000 | 0.12 | B45010A155*+508 |
| 2.2 | A | 6 | 0.5 | 1800 | 0.20 | B45010A225*+188 ● |
| 2.2 | A | 6 | 0.5 | 2000 | 0.19 | B45010A225*+208 |
| 3.3 | A | 6 | 0.5 | 2000 | 0.19 | B45010A335*+208 |
| 4.7 | A | 6 | 0.5 | 1400 | 0.23 | B45010A475*+148 ● |
| 4.7 | A | 6 | 0.5 | 2000 | 0.19 | B45010A475*+208 |
| 4.7 | B | 6 | 0.5 | 1500 | 0.24 | B45197A2475+20* |
| 6.8 | A | 6 | 0.7 | 1800 | 0.20 | B45010A685*+188 ● |
| 6.8 | A | 6 | 0.7 | 2000 | 0.19 | B45010A685*+208 |
| 6.8 | B | 6 | 0.7 | 1200 | 0.27 | B45197A2685+20* |
| 10 | A | 6 | 1.0 | 900 | 0.29 | B45010A106*+907 ● |
| 10 | A | 6 | 1.0 | 2000 | 0.19 | B45010A106*+208 |
| 10 | B | 6 | 1.0 | 600 | 0.38 | B45010B106*+607 ● |
| 10 | B | 6 | 1.0 | 750 | 0.34 | B45010B106*+757 |
| 10 | B | 6 | 1.0 | 1200 | 0.27 | B45197A2106+20* |
| 10 | C | 6 | 1.0 | 400 | 0.52 | B45197A2106+30* |

● Preliminary Data

* = Code number for reel diameter
6 = 330-mm reel
9 = 180-mm reel

+ = Capacitance tolerance
M = $\pm 20\%$
K = $\pm 10\%$

| C_R (20 °C, 120 Hz) μF | Case size | DF_{max} (20 °C, 120 Hz) % | $I_{\text{leak,max}}$ (20 °C, V_R , 5 min) μA | ESR_{max} (20 °C, 100 kHz) $\text{m}\Omega$ | $I_{\text{AC,max}}$ (20 °C, 100 kHz) A | Ordering code |
|--|-----------|--|---|---|---|-------------------|
| 15 | A | 6 | 1.5 | 1000 | 0.27 | B45010A156*+108 ● |
| 15 | A | 6 | 1.5 | 1800 | 0.20 | B45010A156*+188 |
| 15 | B | 6 | 1.5 | 450 | 0.43 | B45010B156*+457 ● |
| 15 | B | 6 | 1.5 | 600 | 0.38 | B45010B156*+607 |
| 15 | B | 6 | 1.5 | 900 | 0.31 | B45197A2156+20* |
| 15 | C | 6 | 1.5 | 400 | 0.52 | B45197A2156+30* |
| 22 | A | 8 | 2.2 | 1500 | 0.22 | B45010A226*+158 |
| 22 | B | 6 | 2.2 | 400 | 0.46 | B45010B226*+407 ● |
| 22 | B | 6 | 2.2 | 700 | 0.35 | B45010B226*+707 |
| 22 | B | 6 | 2.2 | 800 | 0.31 | B45197A2226+20* |
| 22 | C | 6 | 2.2 | 300 | 0.61 | B45010C226*+307 ● |
| 22 | C | 6 | 2.2 | 350 | 0.56 | B45010C226*+357 |
| 22 | C | 6 | 2.2 | 380 | 0.54 | B45197A2226+30* |
| 33 | A | 10 | 3.3 | 1500 | 0.22 | B45010A336*M158 ● |
| 33 | B | 6 | 3.3 | 250 | 0.58 | B45010B336*+257 ● |
| 33 | B | 6 | 3.3 | 550 | 0.39 | B45010B336*+557 |
| 33 | B | 6 | 3.3 | 650 | 0.36 | B45197A2336+20* |
| 33 | C | 6 | 3.3 | 300 | 0.61 | B45010C336*+307 |
| 33 | C | 6 | 3.3 | 380 | 0.54 | B45197A2336+30* |
| 47 | B | 8 | 4.7 | 250 | 0.58 | B45010B476*+257 ● |
| 47 | B | 8 | 4.7 | 400 | 0.46 | B45010B476*+407 |
| 47 | B | 8 | 4.7 | 500 | 0.41 | B45010B476*+507 |
| 47 | B | 8 | 4.7 | 650 | 0.36 | B45197A2476+20* |
| 47 | C | 6 | 4.7 | 300 | 0.61 | B45197A2476+30* |
| 47 | D | 6 | 4.7 | 100 | 1.22 | B45010D476*+107 |
| 47 | D | 6 | 4.7 | 200 | 0.87 | B45197A2476+40* |
| 68 | B | 8 | 6.8 | 250 | 0.58 | B45010B686*+257 ● |
| 68 | B | 8 | 6.8 | 350 | 0.49 | B45010B686*+357 ● |
| 68 | C | 6 | 6.8 | 200 | 0.74 | B45010C686*+207 |
| 68 | C | 6 | 6.8 | 250 | 0.66 | B45197A2686+30* |
| 68 | D | 6 | 6.8 | 100 | 1.22 | B45010D686*+107 |
| 68 | D | 6 | 6.8 | 150 | 1.00 | B45197A2686+40* |
| 100 | B | 12 | 10.0 | 700 | 0.35 | B45010B107*M707 ● |
| 100 | C | 8 | 10.0 | 100 | 1.05 | B45010C107*+107 ● |

● Preliminary Data

 * = Code number for reel diameter
 6 = 330-mm reel
 9 = 180-mm reel

 + = Capacitance tolerance
 M = $\pm 20\%$
 K = $\pm 10\%$

| C_R (20 °C, 120 Hz) μF | Case size | DF_{max} (20 °C, 120 Hz) % | $I_{\text{leak,max}}$ (20 °C, V_R , 5 min) μA | ESR_{max} (20 °C, 100 kHz) $\text{m}\Omega$ | $I_{\text{AC,max}}$ (20 °C, 100 kHz) A | Ordering code |
|--|-----------|--|---|---|---|-------------------|
| 100 | C | 8 | 10.0 | 180 | 0.78 | B45010C107*+187 |
| 100 | C | 8 | 10.0 | 200 | 0.74 | B45010C107*+207 |
| 100 | C | 8 | 10.0 | 250 | 0.66 | B45197A2107+30* |
| 100 | D | 8 | 10.0 | 50 | 1.73 | B45010D107*+506 ● |
| 100 | D | 8 | 10.0 | 65 | 1.52 | B45010D107*+656 ● |
| 100 | D | 8 | 10.0 | 80 | 1.37 | B45010D107*+806 |
| 100 | D | 8 | 10.0 | 100 | 1.22 | B45197A2107+40* |
| 100 | E | 8 | 10.0 | 100 | 1.28 | B45197A2107+50* |
| 150 | C | 10 | 15.0 | 200 | 0.74 | B45010C157*+207 ● |
| 150 | D | 8 | 15.0 | 50 | 1.73 | B45010D157*+506 ● |
| 150 | D | 8 | 15.0 | 100 | 1.22 | B45197A2157+40* |
| 150 | E | 8 | 15.0 | 100 | 1.28 | B45197A2157+50* |
| 220 | D | 10 | 22.0 | 50 | 1.73 | B45010D227*+506 ● |
| 220 | D | 10 | 22.0 | 100 | 1.22 | B45197A2227+40* |
| 220 | E | 8 | 20.0 | 50 | 1.82 | B45010E227*+506 ● |
| 220 | E | 10 | 22.0 | 80 | 1.44 | B45010E227*+806 |
| 220 | E | 8 | 22.0 | 100 | 1.28 | B45197A2227+50* |
| 330 | D | 12 | 33.0 | 100 | 1.22 | B45010D337*+107 |
| 330 | D | 12 | 33.0 | 150 | 1.00 | B45197A2337+40* |
| 330 | E | 10 | 33.0 | 40 | 2.03 | B45010E337*+406 ● |
| 330 | E | 10 | 33.0 | 50 | 1.82 | B45010E337*+506 ● |
| 330 | E | 10 | 33.0 | 80 | 1.44 | B45010E337*+806 |
| 330 | E | 10 | 33.0 | 100 | 1.28 | B45197A2337+50* |
| 470 | D | 15 | 47.0 | 150 | 1.00 | B45010D477*+157 ● |
| 470 | E | 12 | 47.0 | 50 | 1.82 | B45010E477*+506 ● |
| 470 | E | 12 | 47.0 | 80 | 1.44 | B45010E477*+806 |
| 470 | E | 12 | 47.0 | 100 | 1.28 | B45197A2477+50* |
| 680 | E | 15 | 68.0 | 100 | 1.28 | B45010E687*+107 ● |
| V_R (up to 85 °C) = 16 VDC, V_R (up to 125 °C) = 10 VDC | | | | | | |
| 1 | A | 6 | 0.5 | 5000 | 0.12 | B45016A105*+508 |
| 1.5 | A | 6 | 0.5 | 5000 | 0.12 | B45016A155*+508 |
| 2.2 | A | 6 | 0.5 | 1800 | 0.20 | B45016A225*+188 ● |
| 2.2 | A | 6 | 0.5 | 2500 | 0.17 | B45016A225*+258 |
| 3.3 | A | 6 | 0.5 | 3000 | 0.16 | B45016A335*+308 |

● Preliminary Data

* = Code number for reel diameter
 6 = 330-mm reel
 9 = 180-mm reel

+ = Capacitance tolerance
 M = $\pm 20\%$
 K = $\pm 10\%$

| C_R (20 °C, 120 Hz) μF | Case size | DF_{max} (20 °C, 120 Hz) % | $I_{leak,max}$ (20 °C, V_R , 5 min) μA | ESR_{max} (20 °C, 100 kHz) mΩ | $I_{AC,max}$ (20 °C, 100 kHz) A | Ordering code |
|-----------------------------------|-----------|---------------------------------------|---|--|--|-------------------|
| 3.3 | B | 6 | 0.5 | 2000 | 0.21 | B45197A3335+20* |
| 4.7 | A | 6 | 0.8 | 2000 | 0.19 | B45016A475*+208 |
| 4.7 | B | 6 | 0.8 | 800 | 0.33 | B45016B475*+807 ● |
| 4.7 | B | 6 | 0.8 | 1000 | 0.29 | B45016B475*+108 |
| 4.7 | B | 6 | 0.8 | 1500 | 0.24 | B45197A3475+20* |
| 6.8 | A | 6 | 1.1 | 1500 | 0.22 | B45016A685*+158 |
| 6.8 | B | 6 | 1.1 | 600 | 0.38 | B45016B685*+607 ● |
| 6.8 | B | 6 | 1.1 | 900 | 0.31 | B45016B685*+907 |
| 6.8 | B | 6 | 1.1 | 1200 | 0.27 | B45197A3685+20* |
| 10 | A | 6 | 1.6 | 1700 | 0.21 | B45016A106*+178 ● |
| 10 | A | 6 | 1.6 | 2500 | 0.17 | B45016A106*+258 |
| 10 | B | 6 | 1.6 | 500 | 0.41 | B45016B106*+507 ● |
| 10 | B | 6 | 1.6 | 650 | 0.36 | B45016B106*+657 |
| 10 | B | 6 | 1.6 | 800 | 0.31 | B45197A3106+20* |
| 10 | C | 6 | 1.6 | 450 | 0.49 | B45197A3106+30* |
| 15 | A | 8 | 2.4 | 2500 | 0.17 | B45016A156*+258 ● |
| 15 | B | 6 | 2.4 | 500 | 0.41 | B45016B156*+507 ● |
| 15 | B | 6 | 2.4 | 650 | 0.36 | B45016B156*+657 |
| 15 | B | 6 | 2.4 | 800 | 0.33 | B45197A3156+20* |
| 15 | C | 6 | 2.4 | 400 | 0.52 | B45197A3156+30* |
| 22 | B | 6 | 3.5 | 400 | 0.46 | B45016B226*+407 ● |
| 22 | B | 6 | 3.5 | 700 | 0.35 | B45016B226*+707 |
| 22 | C | 6 | 3.5 | 250 | 0.66 | B45016C226*+257 |
| 22 | C | 6 | 3.5 | 300 | 0.61 | B45016C226*+307 |
| 22 | C | 6 | 3.5 | 350 | 0.56 | B45197A3226+30* |
| 33 | B | 8 | 5.3 | 350 | 0.49 | B45016B336*+357 ● |
| 33 | C | 6 | 5.3 | 230 | 0.69 | B45016C336*+237 |
| 33 | C | 6 | 5.3 | 300 | 0.61 | B45197A3336+30* |
| 33 | D | 6 | 5.3 | 200 | 0.87 | B45197A3336+40* |
| 47 | C | 6 | 7.5 | 300 | 0.61 | B45197A3476+30* |
| 47 | D | 6 | 7.5 | 80 | 1.37 | B45016D476*+806 ● |
| 47 | D | 6 | 7.5 | 150 | 1.00 | B45016D476*+157 |
| 47 | D | 6 | 7.5 | 180 | 0.93 | B45197A3476+40* |
| 68 | C | 6 | 10.9 | 180 | 0.78 | B45016C686*+187 |

● Preliminary Data

 * = Code number for reel diameter
 6 = 330-mm reel
 9 = 180-mm reel

 + = Capacitance tolerance
 M = ±20%
 K = ±10%

| C_R (20 °C, 120 Hz) μF | Case size | DF_{max} (20 °C, 120 Hz) % | $I_{\text{leak,max}}$ (20 °C, V_R , 5 min) μA | ESR_{max} (20 °C, 100 kHz) $\text{m}\Omega$ | $I_{\text{AC,max}}$ (20 °C, 100 kHz) A | Ordering code |
|--|-----------|--|---|---|---|-------------------|
| 68 | C | 6 | 10.9 | 200 | 0.74 | B45016C686*+207 |
| 68 | C | 6 | 10.9 | 250 | 0.66 | B45197A3686+30* |
| 68 | D | 6 | 10.9 | 70 | 1.46 | B45016D686*+706 ● |
| 68 | D | 6 | 10.9 | 100 | 1.22 | B45016D686*+107 |
| 68 | D | 6 | 10.9 | 150 | 1.00 | B45197A3686+40* |
| 68 | E | 6 | 10.9 | 150 | 1.05 | B45197A3686+50* |
| 100 | C | 10 | 16.0 | 200 | 0.74 | B45016C107*+207 ● |
| 100 | D | 8 | 16.0 | 60 | 1.58 | B45016D107*+606 ● |
| 100 | D | 8 | 16.0 | 100 | 1.22 | B45016D107*+107 |
| 100 | D | 8 | 16.0 | 130 | 1.07 | B45016D107*+137 |
| 100 | D | 8 | 16.0 | 150 | 1.00 | B45197A3107+40* |
| 100 | E | 8 | 16.0 | 55 | 1.73 | B45016E107*+556 ● |
| 100 | E | 8 | 16.0 | 100 | 1.28 | B45197A3107+50* |
| 150 | D | 8 | 24.0 | 100 | 1.22 | B45016D157*+107 ● |
| 150 | D | 10 | 24.0 | 130 | 1.07 | B45016D157*+137 |
| 150 | D | 10 | 24.0 | 150 | 1.00 | B45197A3157+40* |
| 150 | E | 8 | 24.0 | 50 | 1.82 | B45016E157*+506 ● |
| 150 | E | 8 | 24.0 | 100 | 1.28 | B45197A3157+50* |
| 220 | D | 12 | 35.2 | 220 | 0.87 | B45016D227*+227 ● |
| 220 | E | 10 | 35.2 | 80 | 1.44 | B45016E227*+806 ● |
| 220 | E | 10 | 35.2 | 100 | 1.28 | B45197A3227+50* |
| 330 | E | 12 | 52.8 | 100 | 1.28 | B45016E337*+107 ● |
| V_R (up to 85 °C) = 20 VDC, V_R (up to 125 °C) = 13 VDC | | | | | | |
| 0.68 | A | 6 | 0.5 | 6000 | 0.11 | B45020A684*+608 |
| 1 | A | 6 | 0.5 | 3000 | 0.16 | B45020A105*+308 ● |
| 1 | A | 6 | 0.5 | 5000 | 0.12 | B45020A105*+508 |
| 1.5 | A | 6 | 0.5 | 4500 | 0.13 | B45020A155*+458 |
| 2.2 | A | 6 | 0.5 | 3000 | 0.16 | B45020A225*+308 |
| 2.2 | B | 6 | 0.5 | 1500 | 0.24 | B45197A4225+20* |
| 3.3 | A | 6 | 0.7 | 2500 | 0.17 | B45020A335*+258 |
| 3.3 | B | 6 | 0.7 | 1300 | 0.26 | B45197A4335+20* |
| 4.7 | A | 6 | 0.9 | 1800 | 0.20 | B45020A475*+188 ● |
| 4.7 | A | 6 | 0.9 | 2000 | 0.19 | B45020A475*+208 |
| 4.7 | B | 6 | 0.9 | 750 | 0.34 | B45020B475*+757 |

● Preliminary Data

* = Code number for reel diameter
6 = 330-mm reel
9 = 180-mm reel

+ = Capacitance tolerance
M = $\pm 20\%$
K = $\pm 10\%$

| C_R (20 °C, 120 Hz) μF | Case size | DF_{max} (20 °C, 120 Hz) % | $I_{\text{leak,max}}$ (20 °C, V_R , 5 min) μA | ESR_{max} (20 °C, 100 kHz) $\text{m}\Omega$ | $I_{\text{AC,max}}$ (20 °C, 100 kHz) A | Ordering code |
|--|-----------|--|---|---|---|-------------------|
| 4.7 | B | 6 | 0.9 | 1000 | 0.29 | B45197A4475+20* |
| 6.8 | A | 6 | 1.4 | 2000 | 0.19 | B45020A685*+208 ● |
| 6.8 | B | 6 | 1.4 | 600 | 0.38 | B45020B685*+607 ● |
| 6.8 | B | 6 | 1.4 | 750 | 0.34 | B45020B685*+757 |
| 6.8 | B | 6 | 1.4 | 1000 | 0.29 | B45197A4685+20* |
| 6.8 | C | 6 | 1.4 | 480 | 0.48 | B45197A4685+30* |
| 10 | B | 6 | 2.0 | 500 | 0.41 | B45020B106*+507 ● |
| 10 | B | 6 | 2.0 | 800 | 0.33 | B45020B106*+807 |
| 10 | B | 6 | 2.0 | 1000 | 0.29 | B45197A4106+20* |
| 10 | C | 6 | 2.0 | 450 | 0.49 | B45197A4106+30* |
| 15 | B | 6 | 3.0 | 500 | 0.41 | B45020B156*+507 ● |
| 15 | C | 6 | 3.0 | 400 | 0.52 | B45197A4156+30* |
| 22 | C | 6 | 4.4 | 200 | 0.74 | B45020C226*+207 |
| 22 | D | 6 | 4.4 | 200 | 0.87 | B45197A4226+40* |
| 33 | C | 6 | 6.6 | 200 | 0.74 | B45020C336*+207 |
| 33 | D | 6 | 6.6 | 200 | 0.87 | B45197A4336+40* |
| 33 | E | 6 | 6.6 | 200 | 0.91 | B45197A4336+50* |
| 47 | D | 6 | 9.4 | 100 | 1.22 | B45020D476*+107 ● |
| 47 | D | 6 | 9.4 | 150 | 1.00 | B45020D476*+157 |
| 47 | D | 6 | 9.4 | 200 | 0.87 | B45020D476*+207 |
| 47 | D | 6 | 9.4 | 250 | 0.77 | B45197A4476+40* |
| 47 | E | 6 | 9.4 | 70 | 1.54 | B45020E476*+706 ● |
| 47 | E | 6 | 9.4 | 130 | 1.13 | B45020E476*+137 |
| 47 | E | 6 | 9.4 | 150 | 1.05 | B45197A4476+50* |
| 68 | D | 6 | 13.6 | 70 | 1.46 | B45020D686*+706 ● |
| 68 | D | 6 | 13.6 | 150 | 1.00 | B45020D686*+157 |
| 68 | D | 6 | 13.6 | 200 | 0.87 | B45020D686*+207 |
| 68 | D | 6 | 13.6 | 300 | 0.71 | B45197A4686+40* |
| 68 | E | 6 | 13.6 | 130 | 1.13 | B45020E686*+137 |
| 68 | E | 6 | 13.6 | 150 | 1.05 | B45020E686*+157 |
| 68 | E | 6 | 13.6 | 200 | 0.91 | B45197A4686+50* |
| 100 | D | 8 | 20.0 | 200 | 0.87 | B45020D107*+207 ● |
| 100 | E | 8 | 20.0 | 100 | 1.28 | B45020E107*+107 ● |
| 100 | E | 8 | 20.0 | 150 | 1.05 | B45197A4107+50* |

● Preliminary Data

 * = Code number for reel diameter
 6 = 330-mm reel
 9 = 180-mm reel

 + = Capacitance tolerance
 M = $\pm 20\%$
 K = $\pm 10\%$

| C_R (20 °C, 120 Hz) μF | Case size | DF_{max} (20 °C, 120 Hz) % | $I_{\text{leak,max}}$ (20 °C, V_R , 5 min) μA | ESR_{max} (20 °C, 100 kHz) $\text{m}\Omega$ | $I_{\text{AC,max}}$ (20 °C, 100 kHz) A | Ordering code |
|---|-----------|--|---|---|---|-------------------|
| V_R (up to 85 °C) = 25 VDC, V_R (up to 125 °C) = 16 VDC | | | | | | |
| 0.33 | A | 4 | 0.5 | 10000 | 0.09 | B45025A334*+109 |
| 0.47 | A | 4 | 0.5 | 7000 | 0.10 | B45025A474*+708 |
| 0.68 | A | 4 | 0.5 | 6000 | 0.11 | B45025A684*+608 |
| 1 | A | 4 | 0.5 | 4000 | 0.14 | B45025A105*+408 ● |
| 1 | A | 4 | 0.5 | 5000 | 0.12 | B45025A105*+508 |
| 1.5 | A | 6 | 0.5 | 3000 | 0.16 | B45025A155*+308 ● |
| 1.5 | A | 6 | 0.5 | 4000 | 0.14 | B45025A155*+408 |
| 1.5 | B | 4 | 0.5 | 1500 | 0.24 | B45197A5155+20* |
| 2.2 | A | 6 | 0.6 | 3500 | 0.15 | B45025A225*+358 |
| 2.2 | B | 4 | 0.6 | 900 | 0.31 | B45025B225*+907 ● |
| 2.2 | B | 4 | 0.6 | 1200 | 0.27 | B45197A5225+20* |
| 3.3 | A | 6 | 0.8 | 1500 | 0.22 | B45025A335*+158 ● |
| 3.3 | B | 4 | 0.8 | 750 | 0.34 | B45025B335*+757 ● |
| 3.3 | B | 4 | 0.8 | 800 | 0.33 | B45025B335*+807 |
| 3.3 | B | 4 | 0.8 | 1200 | 0.27 | B45197A5335+20* |
| 4.7 | B | 4 | 1.2 | 700 | 0.35 | B45025B475*+707 ● |
| 4.7 | B | 4 | 1.2 | 750 | 0.34 | B45025B475*+757 ● |
| 4.7 | B | 4 | 1.2 | 800 | 0.33 | B45025B475*+807 |
| 4.7 | B | 4 | 1.2 | 900 | 0.31 | B45025B475*+907 |
| 4.7 | B | 4 | 1.2 | 1000 | 0.29 | B45197A5475+20* |
| 4.7 | C | 6 | 1.2 | 530 | 0.46 | B45197A5475+30* |
| 6.8 | B | 6 | 1.7 | 700 | 0.35 | B45025B685*+707 |
| 6.8 | B | 6 | 1.7 | 1000 | 0.29 | B45197A5685+20* |
| 6.8 | C | 6 | 1.7 | 500 | 0.47 | B45197A5685+30* |
| 10 | B | 6 | 2.5 | 750 | 0.34 | B45025B106*+757 ● |
| 10 | C | 6 | 2.5 | 300 | 0.61 | B45025C106*+307 |
| 10 | C | 6 | 2.5 | 450 | 0.49 | B45197A5106+30* |
| 15 | C | 6 | 3.8 | 300 | 0.61 | B45025C156*+307 |
| 15 | D | 6 | 3.8 | 230 | 0.81 | B45197A5156+40* |
| 22 | C | 6 | 5.5 | 280 | 0.63 | B45025C226*+287 |
| 22 | D | 6 | 5.5 | 200 | 0.87 | B45025D226*+207 |
| 22 | D | 6 | 5.5 | 230 | 0.81 | B45197A5226+40* |
| 22 | E | 6 | 5.5 | 230 | 0.85 | B45197A5226+50* |

● Preliminary Data

* = Code number for reel diameter
6 = 330-mm reel
9 = 180-mm reel

+ = Capacitance tolerance
M = $\pm 20\%$
K = $\pm 10\%$

| C_R (20 °C, 120 Hz) μF | Case size | DF_{max} (20 °C, 120 Hz) % | $I_{\text{leak,max}}$ (20 °C, V_R , 5 min) μA | ESR_{max} (20 °C, 100 kHz) $\text{m}\Omega$ | $I_{\text{AC,max}}$ (20 °C, 100 kHz) A | Ordering code |
|--|-----------|--|---|---|---|-------------------|
| 33 | D | 6 | 8.3 | 100 | 1.22 | B45025D336*+107 ● |
| 33 | D | 6 | 8.3 | 150 | 1.00 | B45025D336*+157 |
| 33 | D | 6 | 8.3 | 200 | 0.87 | B45025D336*+207 |
| 33 | D | 6 | 8.3 | 230 | 0.81 | B45197A5336+40* |
| 33 | E | 6 | 8.3 | 100 | 1.28 | B45025E336*+107 ● |
| 33 | E | 6 | 8.3 | 180 | 0.96 | B45025E336*+187 |
| 33 | E | 6 | 8.3 | 200 | 0.91 | B45197A5336+50* |
| 47 | D | 6 | 11.8 | 100 | 1.22 | B45025D476*+107 ● |
| 47 | D | 6 | 11.8 | 130 | 1.07 | B45025D476*+137 |
| 47 | D | 6 | 11.8 | 150 | 1.00 | B45025D476*+157 |
| 47 | D | 6 | 11.8 | 250 | 0.77 | B45197A5476+40* |
| 47 | E | 6 | 11.8 | 80 | 1.44 | B45025E476*+806 ● |
| 47 | E | 6 | 11.8 | 120 | 1.17 | B45025E476*+127 |
| 47 | E | 6 | 11.8 | 200 | 0.91 | B45197A5476+50* |
| 68 | E | 6 | 17.0 | 130 | 1.13 | B45025E686*+137 ● |
| 68 | E | 6 | 17.0 | 200 | 0.91 | B45197A5686+50* |

 V_R (up to 85 °C) = 35 VDC, V_R (up to 125 °C) = 23 VDC

| | | | | | | |
|------|---|---|-----|-------|------|-------------------|
| 0.15 | A | 4 | 0.5 | 15000 | 0.07 | B45035A154*+159 |
| 0.22 | A | 4 | 0.5 | 13000 | 0.08 | B45035A224*+139 |
| 0.33 | A | 4 | 0.5 | 6000 | 0.11 | B45035A334*+608 ● |
| 0.33 | A | 4 | 0.5 | 7000 | 0.10 | B45035A334*+708 |
| 0.47 | A | 4 | 0.5 | 4000 | 0.14 | B45035A474*+408 ● |
| 0.47 | A | 4 | 0.5 | 7000 | 0.10 | B45035A474*+708 |
| 0.47 | B | 4 | 0.2 | 2500 | 0.18 | B45197A6474+20* |
| 0.68 | A | 4 | 0.5 | 4000 | 0.14 | B45035A684*+408 ● |
| 0.68 | A | 4 | 0.5 | 6000 | 0.11 | B45035A684*+608 |
| 0.68 | B | 4 | 0.2 | 2500 | 0.18 | B45197A6684+20* |
| 1 | A | 4 | 0.5 | 3000 | 0.16 | B45035A105*+308 |
| 1 | B | 4 | 0.4 | 2000 | 0.21 | B45197A6105+20* |
| 1.5 | A | 6 | 0.5 | 2000 | 0.19 | B45035A155*+208 ● |
| 1.5 | B | 6 | 0.5 | 2000 | 0.21 | B45197A6155+20* |
| 2.2 | A | 6 | 0.8 | 1500 | 0.22 | B45035A225*+158 ● |
| 2.2 | B | 6 | 0.8 | 750 | 0.34 | B45035B225*+757 ● |
| 2.2 | B | 6 | 0.8 | 1500 | 0.24 | B45035B225*+158 |

● Preliminary Data

* = Code number for reel diameter
6 = 330-mm reel
9 = 180-mm reel

+ = Capacitance tolerance
M = $\pm 20\%$
K = $\pm 10\%$

| C_R (20 °C, 120 Hz) μF | Case size | DF_{max} (20 °C, 120 Hz) % | $I_{\text{leak,max}}$ (20 °C, V_R , 5 min) μA | ESR_{max} (20 °C, 100 kHz) $\text{m}\Omega$ | $I_{\text{AC,max}}$ (20 °C, 100 kHz) A | Ordering code |
|--|-----------|--|---|---|---|-------------------|
| 2.2 | B | 6 | 0.8 | 2000 | 0.21 | B45197A6225+20* |
| 3.3 | B | 6 | 1.2 | 1000 | 0.29 | B45035B335*+108 |
| 3.3 | C | 6 | 1.2 | 550 | 0.45 | B45197A6335+30* |
| 4.7 | B | 6 | 1.6 | 700 | 0.35 | B45035B475*+707 ● |
| 4.7 | B | 6 | 1.6 | 1000 | 0.29 | B45035B475*+108 ● |
| 4.7 | C | 6 | 1.6 | 500 | 0.47 | B45035C475*+507 |
| 4.7 | D | 6 | 1.6 | 300 | 0.71 | B45197A6475+40* |
| 6.8 | C | 6 | 2.4 | 350 | 0.56 | B45035C685*+357 |
| 6.8 | D | 6 | 2.4 | 150 | 1.00 | B45035D685*+157 ● |
| 6.8 | D | 6 | 2.4 | 300 | 0.71 | B45197A6685+40* |
| 6.8 | E | 6 | 2.4 | 300 | 0.74 | B45197A6685+50* |
| 10 | C | 6 | 3.5 | 400 | 0.52 | B45035C106*+407 |
| 10 | D | 6 | 3.5 | 130 | 1.07 | B45035D106*+137 ● |
| 10 | D | 6 | 3.5 | 260 | 0.76 | B45197A6106+40* |
| 10 | E | 6 | 3.5 | 200 | 0.91 | B45035E106*+207 |
| 10 | E | 6 | 3.5 | 260 | 0.80 | B45197A6106+50* |
| 15 | C | 6 | 5.3 | 350 | 0.56 | B45035C156*+357 ● |
| 15 | D | 6 | 5.3 | 100 | 1.22 | B45035D156*+107 ● |
| 15 | D | 6 | 5.3 | 260 | 0.76 | B45197A6156+40* |
| 15 | E | 6 | 5.3 | 250 | 0.81 | B45035E156*+257 |
| 15 | E | 6 | 5.3 | 260 | 0.80 | B45197A6156+50* |
| 22 | D | 6 | 7.7 | 200 | 0.87 | B45035D226*+207 |
| 22 | D | 6 | 7.7 | 260 | 0.76 | B45197A6226+40* |
| 22 | E | 6 | 7.7 | 130 | 1.13 | B45035E226*+137 ● |
| 22 | E | 6 | 7.7 | 180 | 0.96 | B45035E226*+187 |
| 22 | E | 6 | 7.7 | 200 | 0.91 | B45035E226*+207 |
| 22 | E | 6 | 7.7 | 260 | 0.80 | B45197A6226+50* |
| 33 | D | 6 | 11.6 | 200 | 0.87 | B45035D336*+207 ● |
| 33 | E | 6 | 11.6 | 100 | 1.28 | B45035E336*+107 ● |
| 33 | E | 6 | 11.6 | 250 | 0.81 | B45035E336*+257 |
| 33 | E | 6 | 11.6 | 260 | 0.80 | B45197A6336+50* |
| 47 | E | 6 | 16.5 | 200 | 0.91 | B45035E476*+207 ● |
| 47 | E | 6 | 16.5 | 230 | 0.85 | B45197A6476+50* |

V_R (up to 85 °C) = 50 VDC, V_R (up to 125 °C) = 33 VDC

● Preliminary Data

* = Code number for reel diameter
 6 = 330-mm reel
 9 = 180-mm reel

+ = Capacitance tolerance
 M = $\pm 20\%$
 K = $\pm 10\%$

| C_R (20 °C, 120 Hz) μF | Case size | DF_{\max} (20 °C, 120 Hz) % | $I_{\text{leak,max}}$ (20 °C, V_R , 5 min) μA | ESR_{\max} (20 °C, 100 kHz) $\text{m}\Omega$ | $I_{\text{AC,max}}$ (20 °C, 100 kHz) A | Ordering code |
|--|-----------|--|---|---|---|-------------------|
| 1 | C | 6 | 0.5 | 1600 | 0.26 | B45050C105*+168 |
| 1.5 | C | 6 | 0.8 | 1500 | 0.27 | B45050C155*+158 |
| 4.7 | D | 6 | 2.4 | 300 | 0.71 | B45197A7475+40* |
| 6.8 | D | 6 | 3.4 | 300 | 0.71 | B45050D685*+307 |
| 6.8 | D | 6 | 3.4 | 400 | 0.61 | B45197A7685+40* |
| 6.8 | E | 6 | 3.4 | 300 | 0.74 | B45197A7685+50* |
| 10 | E | 6 | 5.0 | 300 | 0.74 | B45197A7106+50* |
| 15 | E | 6 | 7.5 | 250 | 0.81 | B45050E156*+257 ● |
| 15 | E | 6 | 7.5 | 300 | 0.74 | B45197A7156+50* |

● Preliminary Data

* = Code number for reel diameter
 6 = 330-mm reel
 9 = 180-mm reel

+ = Capacitance tolerance
 M = $\pm 20\%$
 K = $\pm 10\%$



Cautions and warnings

When using tantalum capacitors with a manganese dioxide coating, the following cautions and warnings should be taken into account:

Polarity

Because tantalum capacitors are *polar capacitors*, it is important to observe their polarity markings (positive pole on the anode, negative pole on the cathode). Any incorrect polarity resulting from the sum of the AC and DC voltage components must be smaller than or equal to the permitted *polarity reversal voltage* (see “General technical information”, section 4.6 and section 4.8 under www.epcos.com/tantalum_capacitors). To avoid reducing their reliability, this voltage may only occur for a short time, at most five times for a duration of one minute per hour.

Voltage

The *maximum continuous voltage* depends on the ambient temperature. Within the temperature range of -55 to $+85$ °C, the rated voltage is equal to the maximum continuous voltage. Between $+85$ and $+125$ °C the maximum continuous voltage must be reduced linearly from the full rated voltage to 2/3 of it (derating). At 150 °C (only B4519*P series) the voltage must be reduced to 1/2 and at 175 °C (only B4519*T series) to 1/3 of the rated voltage. Operation below the maximum continuous voltage has a positive effect on the capacitor's failure rate. The maximum continuous voltage must not be exceeded (see “Quality and environment”, section 1.11 under www.epcos.com/tantalum_capacitors).

All unfavourable operating conditions (such as possible line overvoltages, unfavourable tolerances of the transformation ratio of the line transformer in the equipment, repeated overvoltages when the equipment is switched on, high ambient temperatures) must be taken into account when determining the *operating voltage*.

The *surge voltage* is the maximum voltage (peak value) that may be applied to the capacitor for short periods, at most five times for a total duration of up to 1 minute per hour. The surge voltage must not be applied for periodic charging and discharging in the course of normal operation and cannot be part of the operating voltage. The permissible surge voltage for all capacitors in this data book is 1.3 x the rated voltage. The occurrence of voltage impulses (transient voltages) that exceed the surge voltage may lead to irreparable damage.

Capacitance

The actual *capacitance* of a capacitor can deviate from the rated capacitance by as much as the full magnitude of the tolerance at delivery. The capacitance varies with the temperature (at $+125$ °C $+12\%$ up to $+20\%$) and decreases with increasing frequency (see “General technical information”, section 5 under www.epcos.com/tantalum_capacitors).



Low-resistance applications and voltage networks

For *low-resistance applications*, EPCOS recommends a maximum operating voltage of half the permissible maximum continuous voltage, so that the capacitors have sufficient tolerance to withstand voltage peaks. Depending on the conditions of use, the early failure rate is higher here by a factor of 2 to 20 than in the range with a constant failure rate as specified in the data book (see “Quality and environment”, section 1.11 under www.epcos.com/tantalum_capacitors).

When operated directly in a *voltage network*, the capacitor should be protected against overvoltage, e.g. by a suppressor diode, and against polarity reversal by a diode. If a capacitor is operated in an unprotected low-impedance circuit and fails because the permissible conditions for the forward DC voltage, reverse DC voltage, surge current, power dissipation or temperature are exceeded, the continued current flow through the overstressed capacitor may produce overheating. The overheated capacitor may damage the surrounding components and the circuit board (see “Quality and environment”, section 1.11 and “General technical information”, section 4.11 under www.epcos.com/tantalum_capacitors).

Storage conditions

Capacitors with solid electrolyte may be stored at temperatures down to -80 °C . The upper *storage temperature* must not exceed $+85\text{ °C}$ (for blister tape the temperature limit is $+40\text{ °C}$). The storage conditions should not exceed $+40\text{ °C}$ and 70% R. H. A drypack is useful to prevent the effects of humidity.

Note

For more detailed information about cautions and warnings for tantalum electrolytic capacitors (e.g. other electrical values beside those listed above), see “General technical information” and “Quality and environment” under www.epcos.com/tantalum_capacitors.

Important notes

The following applies to all products named in this publication:

1. Some parts of this publication contain **statements about the suitability of our products for certain areas of application**. These statements are based on our knowledge of typical requirements that are often placed on our products in the areas of application concerned. We nevertheless expressly point out **that such statements cannot be regarded as binding statements about the suitability of our products for a particular customer application**. As a rule, EPCOS is either unfamiliar with individual customer applications or less familiar with them than the customers themselves. For these reasons, it is always ultimately incumbent on the customer to check and decide whether an EPCOS product with the properties described in the product specification is suitable for use in a particular customer application.
2. We also point out that **in individual cases, a malfunction of passive electronic components or failure before the end of their usual service life cannot be completely ruled out in the current state of the art, even if they are operated as specified**. In customer applications requiring a very high level of operational safety and especially in customer applications in which the malfunction or failure of a passive electronic component could endanger human life or health (e.g. in accident prevention or life-saving systems), it must therefore be ensured by means of suitable design of the customer application or other action taken by the customer (e.g. installation of protective circuitry or redundancy) that no injury or damage is sustained by third parties in the event of malfunction or failure of a passive electronic component.
3. **The warnings, cautions and product-specific notes must be observed.**
4. In order to satisfy certain technical requirements, **some of the products described in this publication may contain substances subject to restrictions in certain jurisdictions (e.g. because they are classed as “hazardous”)**. Useful information on this will be found in our Material Data Sheets on the Internet (www.epcos.com/material). Should you have any more detailed questions, please contact our sales offices.
5. We constantly strive to improve our products. Consequently, **the products described in this publication may change from time to time**. The same is true of the corresponding product specifications. Please check therefore to what extent product descriptions and specifications contained in this publication are still applicable before or when you place an order.
We also **reserve the right to discontinue production and delivery of products**. Consequently, we cannot guarantee that all products named in this publication will always be available.
6. Unless otherwise agreed in individual contracts, **all orders are subject to the current version of the “General Terms of Delivery for Products and Services in the Electrical Industry” published by the German Electrical and Electronics Industry Association (ZVEI)**.
7. The trade names EPCOS, EPCOS-JONES, Baoke, CeraDiode, CSSP, MLSC, PhaseCap, PhaseMod, SIFI, SIKOREL, SilverCap, SIMID, SIOV, SIP5D, SIP5K, UltraCap, WindCap are **trademarks registered or pending** in Europe and in other countries. Further information will be found on the Internet at www.epcos.com/trademarks.