

C-WDM Coaxial DFB-LD Module for 2.5Gbit/s

FOL1xQxMxIx-OH2-xx

C-WDM Coaxial DFB-LD Module for 2.5Gbit/s

FOL1xQxMxIx-OH2-xx

1. Absolute Maximum Ratings

Parameter	Symbol	Min.	Max.	Unit	Note
Storage Temperature	Tstg	-40	85	°C	
Operating Case Temperature	Tc	-20	85	°C	S version
		0	70	°C	B version
LD Forward Current	IfLD	-	150	mA	
LD Reverse Voltage	VrLD	-	2	V	
PD Forward Current	IfPD	-	5	mA	
PD Reverse Voltage	VrPD	-	20	V	
Soldering Temperature (<10s)	Stemp	-	260	°C	
Relative Humidity	RH	0	85	%	

2. Performance Specifications (Tc=25°C, unless otherwise specified)

Parameter	Symbol	Min.	Typ.	Max.	Unit	Condition
Threshold Current	Ith	-	8	15	mA	CW
		-	-	50	mA	CW, Tc=over temperature
Optical Output Power *1	Pop	-	2.0	-	mW	Iop=Ith+20mA
LD Forward Voltage	Vf	-	1.1	1.5	V	Pop, CW
Peak Wavelength *2	λ_p	λ_p-3	λ_p	λ_p+3	nm	Pop, CW
Spectral Width	$\Delta\lambda$	-	-	1.0	nm	Ib=Ith, 2.5Gbps, -20dB from peak power
Side Mode Suppression Ratio	SMSR	30	-	-	dB	Pop, CW, Tc=over temperature
Rise Time	tr	-	-	0.10	ns	Ib=Ith, 20-80%, Tc=over temperature
Fall Time	tf	-	-	0.15	ns	Ib=Ith, 80-20%, Tc=over temperature
Monitor PD Current	Im	100	-	2000	μ A	VrPD=5V, Pop, CW
Monitor PD Dark Current	Id	-	-	100	nA	VrPD=5V
Monitor PD Capacitance	C	-	-	10	pF	VrPD=5V, f=1MHz
Isolation	Iso	20	-	-	dB	Tc=over temperature
Tracking Error *3	TE	-1	-	1	dB	Pop, CW

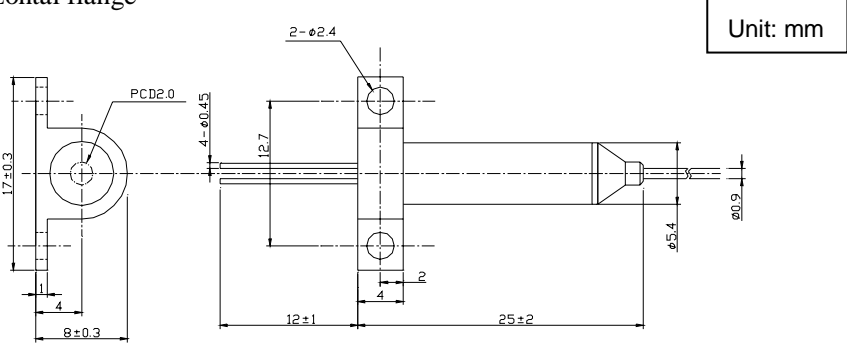
Note: *1 The symbol 'Pop' denotes the typical value.

*2 λ_p : **13Q1**:1310nm, **14Q7**:1470nm, **14Q9**:1490nm, **15Q1**:1510nm, **15Q3**:1530nm, **15Q5**:1550nm, **15Q7**:1570nm, **15Q9**:1590nm, **16Q1**:1610nm Wavelength tolerance can be customized.

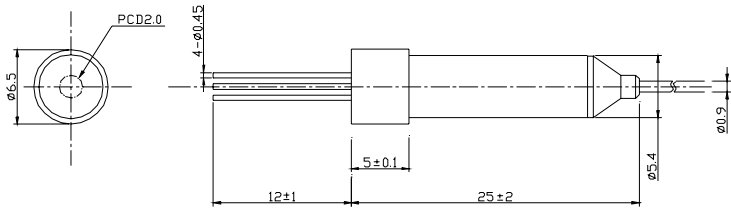
*3 TE=10log(Pop@Tc/Pop@25°C), APC

3. Dimensions

[MW] Horizontal flange

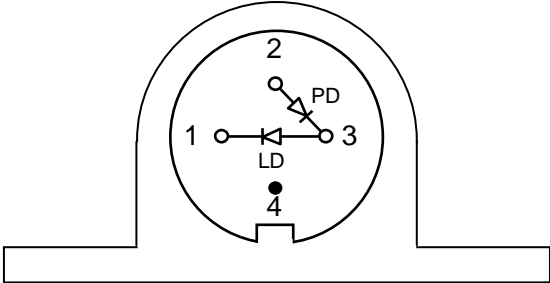


[MH] Flangeless



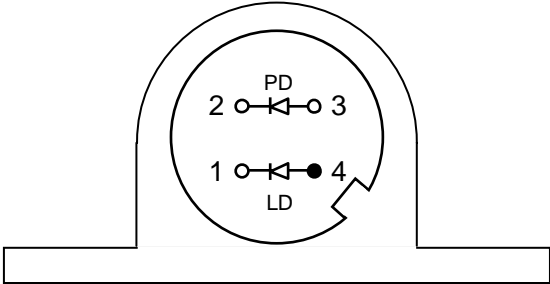
4. Pin Assignments

[Y6]



* Bottom view: No.4 Pin is Case GND

[Y7]



* Bottom view: No.4 Pin is Case GND

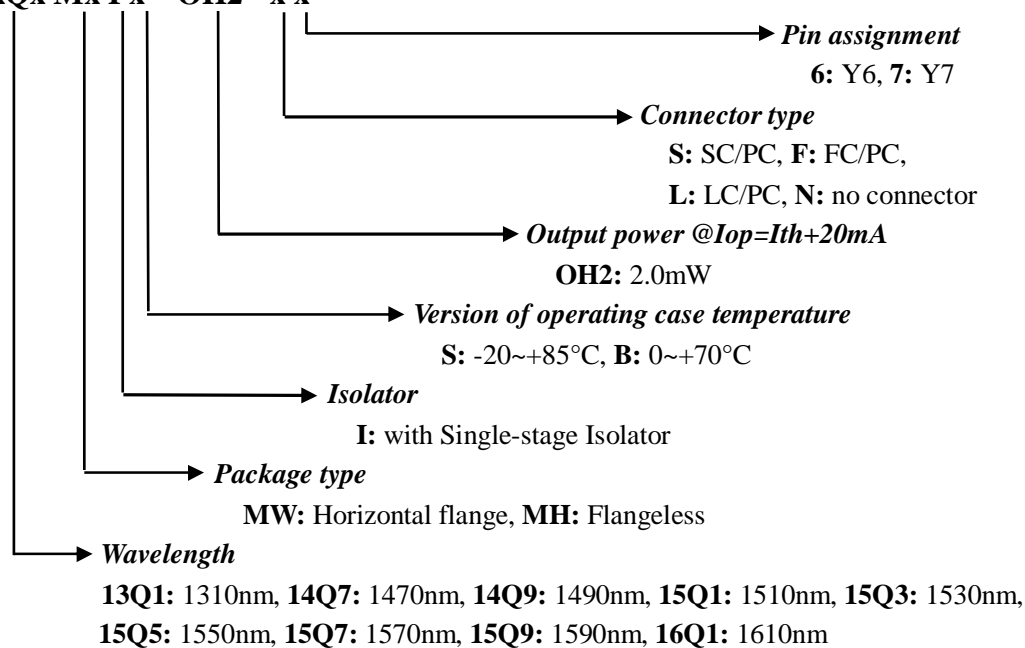
5. Fiber pigtail specifications

Parameter	Symbol	Min.	Typ.	Max.	Unit
Fiber Type		Single Mode Fiber Flame Retardant Hytrel Coating			
Cutoff Wavelength	fc	-	1260	-	nm
Cladding Diameter	Dcl	122	125	128	μm
Mode Field Diameter	Dmf	-	10	-	μm
Coating Diameter	Dbc	-	0.9	-	mm
Pigtail Length *4	Lf	1.0	1.1	1.2	m
Bending Radius	Rb	30	-	-	mm
Connector Type		FC/PC			
		SC/PC			
		LC/PC			

Note: *4 From the ferrule-end to the bottom of the TO-Header

6. Ordering Information

FOL 1xQx Mx I x – OH2 - x x



7. Accompanied Data (Tc=25°C, unless otherwise specified)

Parameter	Symbol	Condition	Unit
Threshold Current	Ith	CW	mA
LD Operating Current	Iop	Pop, CW	mA
Monitor PD Current	Im	Pop, CW	μA
Peak Wavelength	λp	P0=5mW, CW, Measured at TO-package	nm

8. Warning

- (1) The laser light emitted from the optical fiber end is invisible and will be hazardous to the human eye. Avoid looking directly into the optical fiber, when the device is in operation.
- (2) The device should be damaged by static electricity and surge current. Static electricity protection and surge protection are needed before handling.

9. Safety Information

The product complies with 21 CFR1040.10 and 1040.11, Class 3b laser product. Invisible laser radiation is emitted from the end of the fiber or connector. Avoid direct exposure to the beam.



10. Limited Warranty

Furukawa Electric warrants the LD modules against defects in parts and workmanship for one full year after the delivery. This warranty shall be invalid by any abuse, misuse, misapplication or improper installation of the product.