

Surface Mount Power Voltage-Regulating Diodes


DO-215AA (SMBG)

PRIMARY CHARACTERISTICS	
V_Z	9.1 V to 68 V
P_D	1.5 W
$I_R (V_Z > 12 V)$	5.0 μ A
$T_J \text{ max.}$	150 °C

FEATURES

- Low profile package
- Ideal for automated placement
- Glass passivated chip junction
- Low Zener impedance
- Low regulation factor
- Meets MSL level 1, per J-STD-020, LF maximum peak of 260 °C
- AEC-Q101 qualified
- Compliant to RoHS directive 2002/95/EC and in accordance to WEEE 2002/96/EC
- Find out more about Vishay's Automotive Grade Product requirements at: www.vishay.com/applications

 AUTOMOTIVE
GRADE
Available

RoHS
COMPLIANT

TYPICAL APPLICATIONS

For general purpose regulation and protection applications.

MECHANICAL DATA

Case: DO-215AA (SMBG)

Molding compound meets UL 94 V-0 flammability rating

Base P/N-E3 - RoHS compliant, commercial grade

Base P/NHE3 - RoHS compliant, automotive grade

Terminals: Matte tin plated leads, solderable per J-STD-002 and JESD 22-B102

E3 suffix meets JESD 201 class 1A whisker test, HE3 suffix meets JESD 201 class 2 whisker test

Polarity: Color band denotes cathode end

MAXIMUM RATINGS ($T_A = 25$ °C unless otherwise noted)			
PARAMETER	SYMBOL	VALUE	UNIT
Operating junction and storage temperature range	T_J, T_{STG}	- 55 to + 150	°C

ELECTRICAL CHARACTERISTICS ($T_A = 25\text{ }^\circ\text{C}$ unless otherwise noted)									
PART NUMBER ⁽¹⁾	DEVICE MARKING CODE	NOMINAL ZENER VOLTAGE V_Z AT I_{ZT} (V)	TEST CURRENT I_{ZT} (mA)	MAX. ZENER IMPEDANCE LEAKAGE CURRENT			MAX. REVERSE CURRENT I_R AT V_R		MAX. ZENER CURRENT I_{ZM} (mA) ⁽²⁾
				Z_{ZT} AT I_{ZT}	Z_{ZK} AT I_{ZK}		(A)	(V)	
				(Ω)	(Ω)	(mA)			
SMZG3788A,B	VK,L	9.1	41.2	4.0	1000	0.50	50	7.0	140
SMZG3789A,B	WA,B	10	37.5	5.0	1000	0.25	50	7.6	125
SMZG3790A,B	WC,D	11	34.1	6.0	650	0.25	10	8.4	115
SMZG3791A,B	WE,F	12	31.2	7.0	550	0.25	5.0	9.1	105
SMZG3792A,B	WG,H	13	28.8	7.5	550	0.25	5.0	9.9	98
SMZG3793A,B	WI,J	15	25.0	9.0	600	0.25	5.0	11.4	85
SMZG3794A,B	WK,L	16	23.4	10	600	0.25	5.0	12.2	80
SMZG3795A,B	XA,B	18	20.8	12	650	0.25	5.0	13.7	70
SMZG3796A,B	XC,D	20	18.7	14	650	0.25	5.0	15.2	62
SMZG3797A,B	XE,F	22	17.0	17.5	650	0.25	5.0	16.7	56
SMZG3798A,B	XG,H	24	15.6	19	700	0.25	5.0	18.2	51
SMZG3799A,B	XI,J	27	13.9	23	700	0.25	5.0	20.6	46
SMZG3800A,B	XK,L	30	12.5	26	750	0.25	5.0	22.8	41
SMZG3801A,B	YA,B	33	11.4	33	800	0.25	5.0	25.1	38
SMZG3802A,B	YC,D	36	10.4	38	850	0.25	5.0	27.4	35
SMZG3803A,B	YE,F	39	9.6	45	900	0.25	5.0	29.7	31
SMZG3804A,B	YG,H	43	8.7	53	950	0.25	5.0	32.7	28
SMZG3805A,B	YI,J	47	8.0	67	1000	0.25	5.0	35.8	26
SMZG3806A,B	YK,L	51	7.3	70	1100	0.25	5.0	38.8	24
SMZG3807A,B	ZA,B	56	6.7	86	1300	0.25	5.0	42.6	22
SMZG3808A,B	ZC,D	62	6.0	100	1500	0.25	5.0	47.1	20
SMZG3809A,B	ZE,F	68	5.5	120	1700	0.25	5.0	51.7	18

Notes:

⁽¹⁾ Suffix "A" denotes $\pm 10\%$ and suffix "B" denotes $\pm 5\%$

⁽²⁾ Maximum steady state power dissipation is 1.5 W at $T_L = 75\text{ }^\circ\text{C}$ (fig. 1)

ORDERING INFORMATION (Example)				
PREFERRED P/N	UNIT WEIGHT (g)	PREFERRED PACKAGE CODE	BASE QUANTITY	DELIVERY MODE
SMZG3788A-E3/52	0.096	52	750	7" diameter plastic tape and reel
SMZG3788A-E3/5B	0.096	5B	3200	13" diameter plastic tape and reel
SMZG3788AHE3/52 ⁽¹⁾	0.096	52	750	7" diameter plastic tape and reel
SMZG3788AHE3/5B ⁽¹⁾	0.096	5B	3200	13" diameter plastic tape and reel

Note:

⁽¹⁾ Automotive grade

RATINGS AND CHARACTERISTICS CURVES

($T_A = 25\text{ }^\circ\text{C}$ unless otherwise noted)

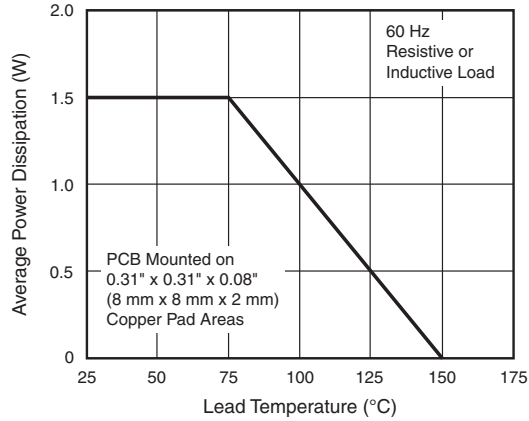


Figure 1. Maximum Continuous Power Dissipation

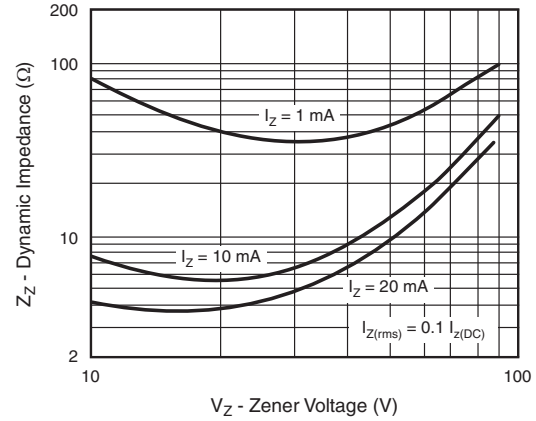


Figure 3. Typical Zener Impedance

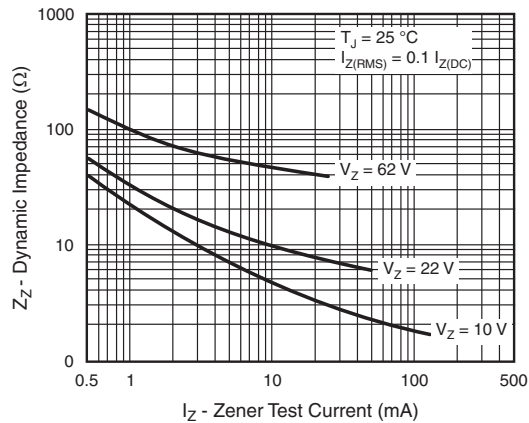


Figure 2. Typical Zener Impedance

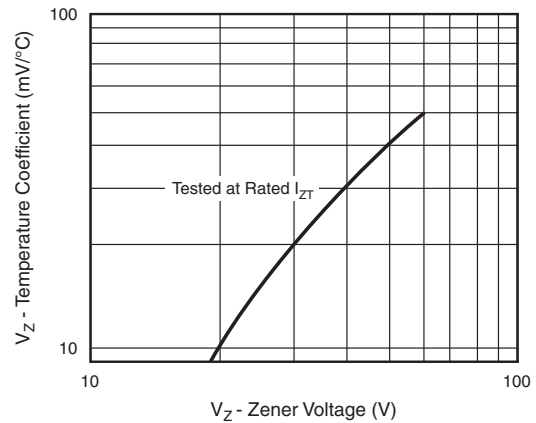
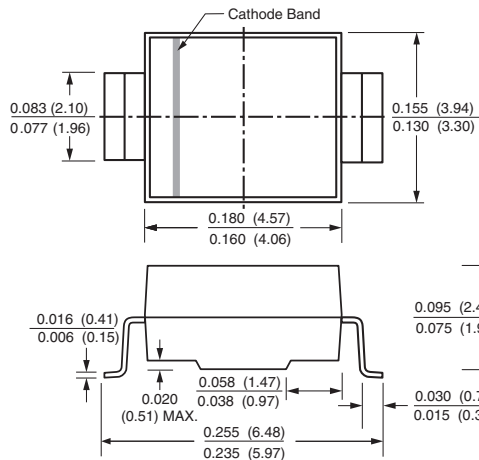


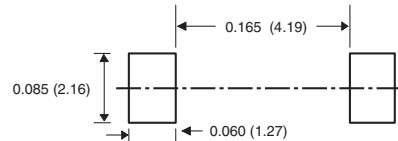
Figure 4. Typical Temperature Coefficients

PACKAGE OUTLINE DIMENSIONS in inches (millimeters)

DO-215AA (SMBG)



Mounting Pad Layout





Disclaimer

ALL PRODUCT, PRODUCT SPECIFICATIONS AND DATA ARE SUBJECT TO CHANGE WITHOUT NOTICE TO IMPROVE RELIABILITY, FUNCTION OR DESIGN OR OTHERWISE.

Vishay Intertechnology, Inc., its affiliates, agents, and employees, and all persons acting on its or their behalf (collectively, "Vishay"), disclaim any and all liability for any errors, inaccuracies or incompleteness contained in any datasheet or in any other disclosure relating to any product.

Vishay makes no warranty, representation or guarantee regarding the suitability of the products for any particular purpose or the continuing production of any product. To the maximum extent permitted by applicable law, Vishay disclaims (i) any and all liability arising out of the application or use of any product, (ii) any and all liability, including without limitation special, consequential or incidental damages, and (iii) any and all implied warranties, including warranties of fitness for particular purpose, non-infringement and merchantability.

Statements regarding the suitability of products for certain types of applications are based on Vishay's knowledge of typical requirements that are often placed on Vishay products in generic applications. Such statements are not binding statements about the suitability of products for a particular application. It is the customer's responsibility to validate that a particular product with the properties described in the product specification is suitable for use in a particular application. Parameters provided in datasheets and/or specifications may vary in different applications and performance may vary over time. All operating parameters, including typical parameters, must be validated for each customer application by the customer's technical experts. Product specifications do not expand or otherwise modify Vishay's terms and conditions of purchase, including but not limited to the warranty expressed therein.

Except as expressly indicated in writing, Vishay products are not designed for use in medical, life-saving, or life-sustaining applications or for any other application in which the failure of the Vishay product could result in personal injury or death. Customers using or selling Vishay products not expressly indicated for use in such applications do so at their own risk and agree to fully indemnify and hold Vishay and its distributors harmless from and against any and all claims, liabilities, expenses and damages arising or resulting in connection with such use or sale, including attorneys fees, even if such claim alleges that Vishay or its distributor was negligent regarding the design or manufacture of the part. Please contact authorized Vishay personnel to obtain written terms and conditions regarding products designed for such applications.

No license, express or implied, by estoppel or otherwise, to any intellectual property rights is granted by this document or by any conduct of Vishay. Product names and markings noted herein may be trademarks of their respective owners.