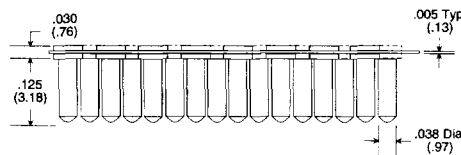
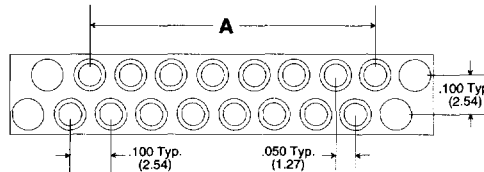


Peel-A-Way® Zig Zag Sockets

Dimensional Information



Terminal Type -85 Shown

Part Number	# of Pins	A
KZD015-85TG	15	.600 (15.24)
KZD016-85TG	16	.700 (17.78)
KZD018-85TG	18	.980 (20.32)
KZD019-85TG	19	.900 (22.86)
KZD020-85TG	20	.900 (22.86)
KZD024-85TG	24	1.100 (27.94)
KZD028-85TG	28	1.300 (33.02)
KZD040-85TG	40	1.900 (48.26)

Features:

- Also available stacked in Side by Side and End to End Peel-A-Way® ZIP Strips.
- Available in solder tail configurations with mounted heights from .015" (.38mm) to .165" (4.19mm) above PCB.
- Low insertion force contact.
- All terminals are closed end, screw machine construction for 100% anti-wicking of solder.
- ZIP socket configurations can be supplied in a Peel-A-Way® sheet of sockets to maximize socket loading rates and minimize your labor cost.

Terminals and Contacts:

Terminal: Brass - Copper Alloy 360, ASTM-B-16

Contact: Beryllium Copper - Copper Alloy 172, ASTM-B-194

Plating:

Terminal: Gold over Nickel or Tin-Lead over Nickel

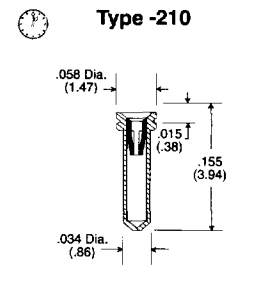
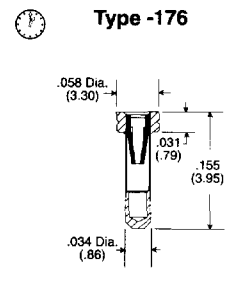
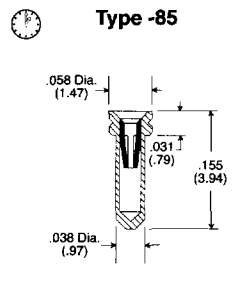
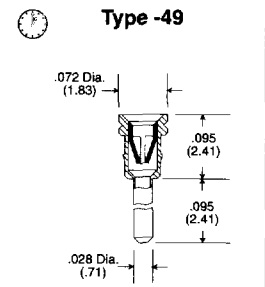
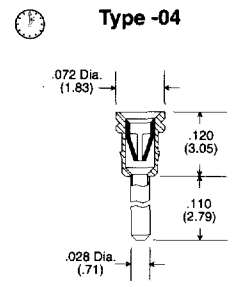
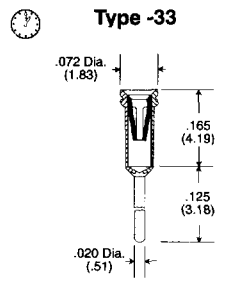
Contact: Gold over Nickel or Tin-Lead over Nickel

Body Material:

Polyimide Film

Temp. range -269°C to 400°C

Terminal Information




Quick turn delivery available on standard terminal types.

Additional terminal types available. See terminal section for detailed terminal information.

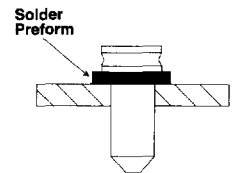
Socket Options



RTV Sealed - Pg. 36

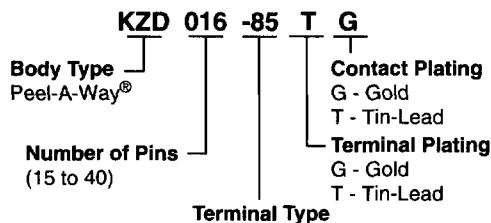


Tape Sealed - Pg. 37



Solder Preform - Pg. 35

How To Order



See designated pages for how to order information on these socket options.