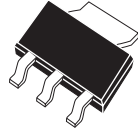


CZR1-04C

SURFACE MOUNT
HIGH VOLTAGE
DUAL COMMON CATHODE
SILICON RECTIFIER



SOT-223 CASE

CentralTM
Semiconductor Corp.

DESCRIPTION:

The CENTRAL SEMICONDUCTOR CZR1-04C type is a Silicon General Purpose Dual Rectifier, connected in a Common Cathode configuration, designed for applications requiring high voltage capability.

MARKING: FULL PART NUMBER

MAXIMUM RATINGS: ($T_A=25^{\circ}\text{C}$)

Reverse Voltage
Peak Reverse Voltage
Average Forward Current
Peak Forward Surge Current, $t=10\text{ms}$
Operating and Storage Junction Temperature
Power Dissipation
Thermal Resistance

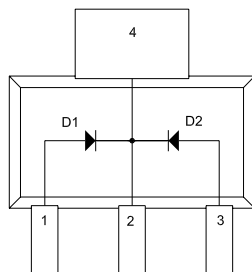
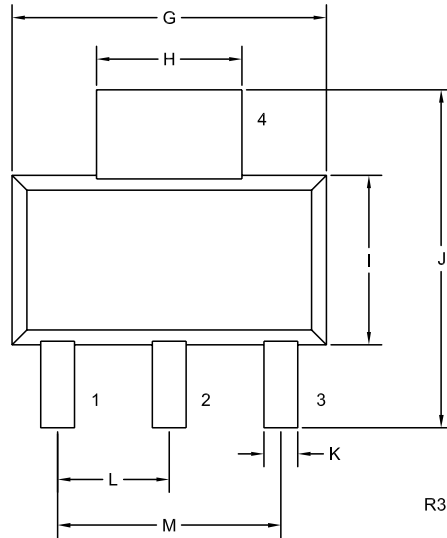
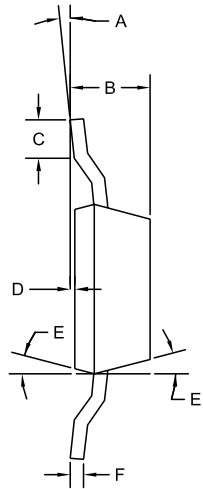
SYMBOL		UNITS
V_R	400	V
V_{RM}	400	V
I_O	2.0	A
I_{FSM}	10	A
T_J, T_{stg}	-65 to +150	$^{\circ}\text{C}$
P_D	2.0	W
Θ_{JA}	62.5	$^{\circ}\text{C/W}$

ELECTRICAL CHARACTERISTICS PER DIODE: ($T_A=25^{\circ}\text{C}$ unless otherwise noted)

SYMBOL	TEST CONDITIONS	MIN	TYP	MAX	UNITS
I_R	$V_R=400\text{V}$			1.0	μA
I_R	$V_R=400\text{V}, T_A=150^{\circ}\text{C}$			50	μA
BV_R	$I_R=100\mu\text{A}$	400			V
V_F	$I_F=1.0\text{A}$			1.2	V
V_F	$I_F=2.0\text{A}$			1.5	V
t_{rr}	$I_F=200\text{mA}, I_R=200\text{mA}, I_{RR}=20\text{mA}$		1.0		μs
C_J	$V_R=0\text{V}, f=1.0\text{MHz}$		26		pF

R6 (25-August 2008)

SOT-223 CASE - MECHANICAL OUTLINE



SYMBOL	INCHES		MILLIMETERS	
	MIN	MAX	MIN	MAX
A	0°	10°	0°	10°
B	0.059	0.071	1.50	1.80
C	0.018	--	0.45	--
D	0.000	0.004	0.00	0.10
E	15°		15°	
F	0.009	0.014	0.23	0.35
G	0.248	0.264	6.30	6.70
H	0.114	0.122	2.90	3.10
I	0.130	0.146	3.30	3.70
J	0.264	0.287	6.70	7.30
K	0.024	0.033	0.60	0.85
L	0.091		2.30	
M	0.181		4.60	

SOT-223 (REV: R3)

LEAD CODE:

- 1) ANODE D1
- 2) CATHODE D1, D2
- 3) ANODE D2
- 4) CATHODE D1, D2

Pin 2 and Pin 4 are common.

MARKING:

FULL PART NUMBER

R6 (25-August 2008)