


# HIGH FREQUENCY, WITH OR WITHOUT BUILT-IN CAPACITORS SURFACE MOUNT CERAMIC RESONATORS ASZT and ASCR



7434, 4741, 3731, 2520

## FEATURES:

- Low resonant impedance.
- Built-in load capacitance (ASCR)
- Reflow capable.
- Low cost.
- Excellent environmental resistance.

## APPLICATIONS:

- Remote controls.
- Electric appliances.
- Mobile phones, DVD, CD-Rom.
- Microprocessor clocks.

## STANDARD SPECIFICATIONS

Abracon P/N	Freq. range (MHz)	Resonant Impedance $\Omega$ max.	Frequency tolerance	Frequency stability	Aging in 10 years	Built-in capacitance	Package Style
ASZT [ ] MGC	2.0~7.99	100 $\Omega$ for $2.0 < F < 3.0$ MHz 50 $\Omega$ for $3.0 \leq F < 3.5$ MHz	$\pm 0.5\%$	$\pm 0.3\%$	$\pm 0.3\%$	NA	7434
ASCR [ ] MGC	2.0~7.99	30 $\Omega$ for $3.5 \leq F \leq 7.99$ MHz	$\pm 0.5\%$	$\pm 0.3\%$	$\pm 0.3\%$	30pF	7434
ASZT [ ] MTS	8.0~13.0	25 $\Omega$	$\pm 0.5\%$	$\pm 0.4\%$	$\pm 0.3\%$	NA	4741
ASCR [ ] MTS	8.0~13.0		$\pm 0.5\%$	$\pm 0.4\%$	$\pm 0.3\%$	30pF	4741
ASZT [ ] MTV	8.0~13.0	25 $\Omega$	$\pm 0.5\%$	$\pm 0.4\%$	$\pm 0.3\%$	NA	3731
ASCR [ ] MTV	8.0~13.0		$\pm 0.5\%$	$\pm 0.4\%$	$\pm 0.3\%$	15pF	3731
ASZT [ ] MXS	13.01~50.0	40 $\Omega$	$\pm 0.5\%$	$\pm 0.3\%$	$\pm 0.3\%$	NA	4741
ASCR [ ] MXS	13.01~50.0		$\pm 0.5\%$	$\pm 0.3\%$	$\pm 0.3\%$	15pF(F up to 25.99MHz) 10pF(25M ~ 50M)	4741
ASZT [ ] MXV	13.01~50.0	40 $\Omega$	$\pm 0.5\%$	$\pm 0.3\%$	$\pm 0.3\%$	NA	3731
ASCR [ ] MXV	13.01~50.0		$\pm 0.5\%$	$\pm 0.3\%$	$\pm 0.3\%$	10pF	3731
ASZT [ ] MSS	20.0~50.0	40 $\Omega$ For $\leq 32$ MHZ 50 $\Omega$ For $\leq 40$ MHZ 60 $\Omega$ For $\leq 50$ MHZ	$\pm 0.5\%$	$\pm 0.3\%$	$\pm 0.3\%$	NA	2520
ASCR [ ] MSS	20.0~50.0		$\pm 0.5\%$	$\pm 0.3\%$	$\pm 0.3\%$	8pF	2520

Please see package options and dimensions on next page

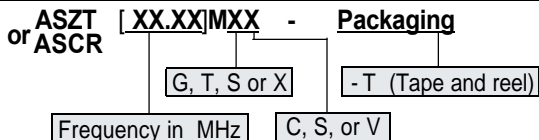
Operating temperature: -20°C to +80°C  
Storage temperature: -40°C to +85°C

We perform IC characterization to match your application.

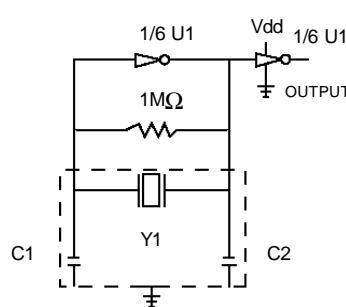
Please call us for details.

Packaging: Option Tape and Reel (1,000 pcs.) see appendix H.  
Marking, see appendix G. Application notes, see appendix A.  
Environmental and mechanical specification, see appendix C. Group 5.  
Recommended handling, see appendix F.

## ORDERING OPTIONS

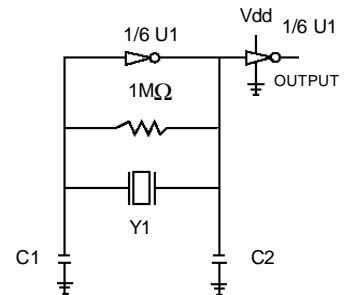


Test Circuit: ASCR



U1: CD4069UB  
74HCU04  
Y1: RESONATOR  
C1 C2 (Built-in)

Test Circuit: ASZT



U1: CD4069UB  
74HCU04 (>8MHz)  
Y1: RESONATOR  
C1 C2 30pF  $\pm 20\%$   
:15pF  $\pm 20\%$ (20M ~ 25.99M)  
10pF  $\pm 20\%$ (25M ~ 50M)

ABRACON IS  
ISO 9001 / QS 9000  
CERTIFIED

NOTE: Left blank if standard • All specifications and markings subject to change without notice


29 Journey • Aliso Viejo, CA 92656 • USA  
(949) 448-7070 • FAX: (949) 448-8484

E-MAIL: [abinfo@abracon.com](mailto:abinfo@abracon.com) • INTERNET ADDRESS: [www.abracon.com](http://www.abracon.com)



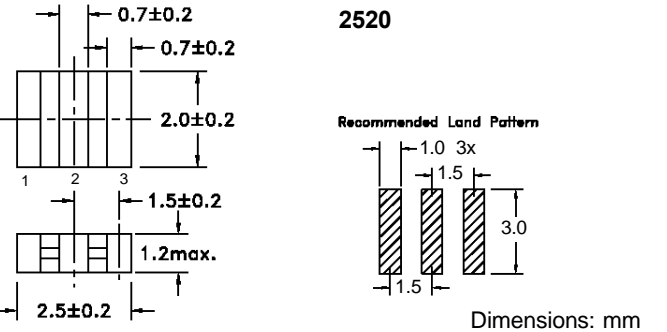
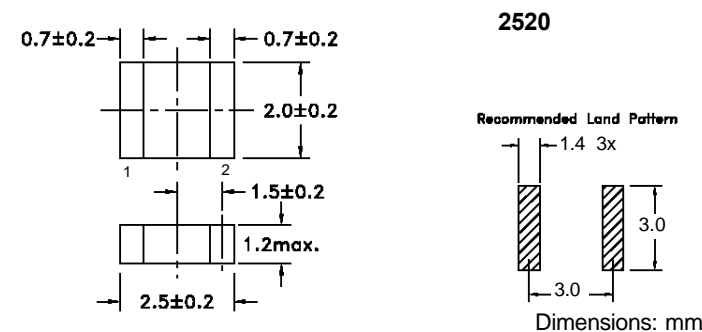
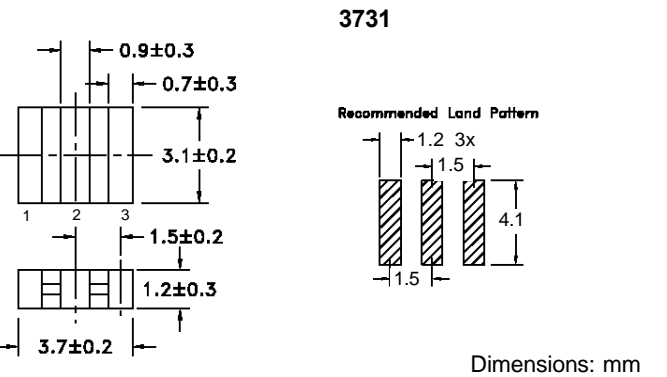
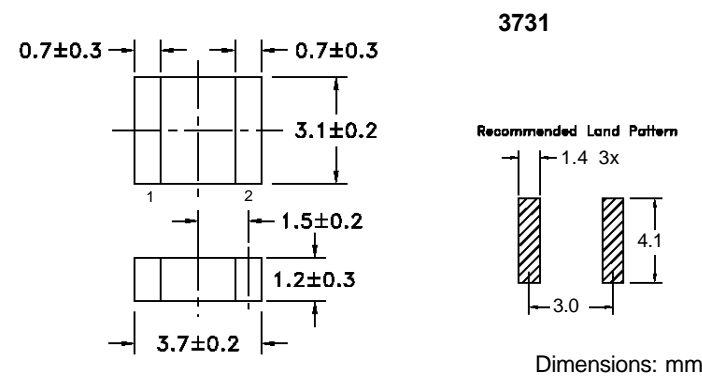
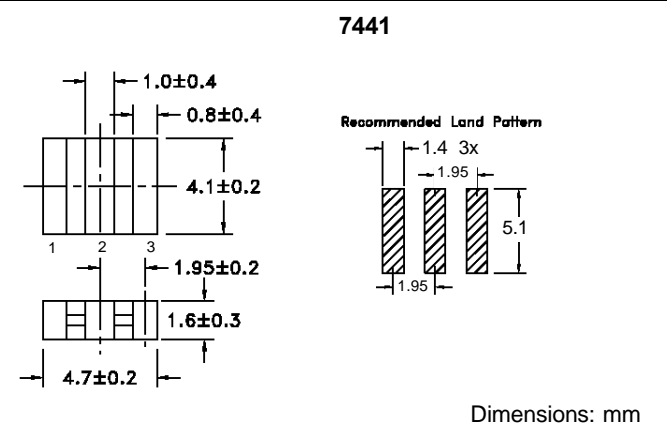
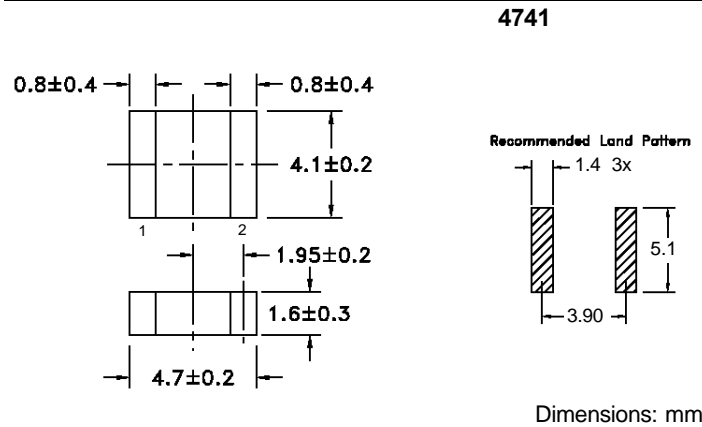
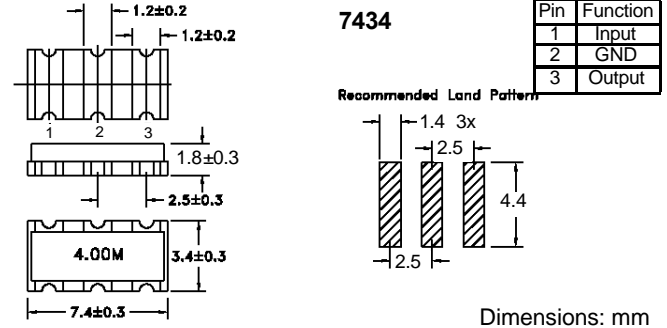
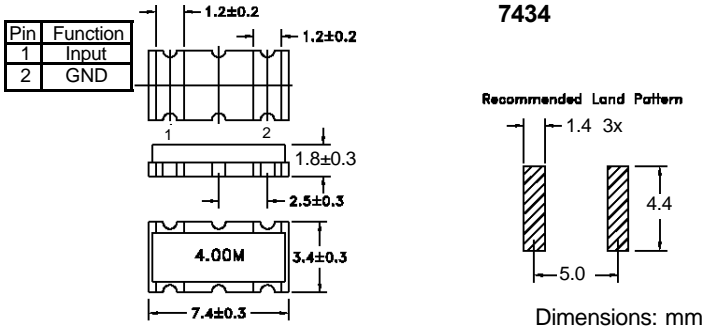
35  
Rev. B  
01/2003

HIGH FREQUENCY, WITH OR WITHOUT BUILT-IN CAPACITORS  
**SURFACE MOUNT CERAMIC RESONATORS**  
**ASZT, ASCR, AWSZT, AWSCR**



**ASZT or AWSZT**

**ASCR or AWSCR**



**ABRACON IS**  
**ISO 9001 / QS 9000**  
**CERTIFIED**

NOTE: Left blank if standard • All specifications and markings subject to change without notice

**29 Journey • Aliso Viejo, CA 92656 • USA**  
**(949) 448-7070 • FAX: (949) 448-8484**

E-MAIL: [abinfo@abracon.com](mailto:abinfo@abracon.com) • INTERNET ADDRESS: [www.abracon.com](http://www.abracon.com)

