

PACKAGE: SOT-23

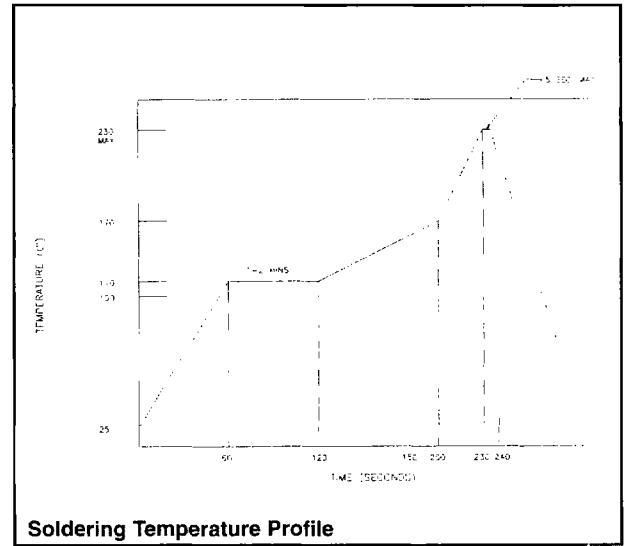
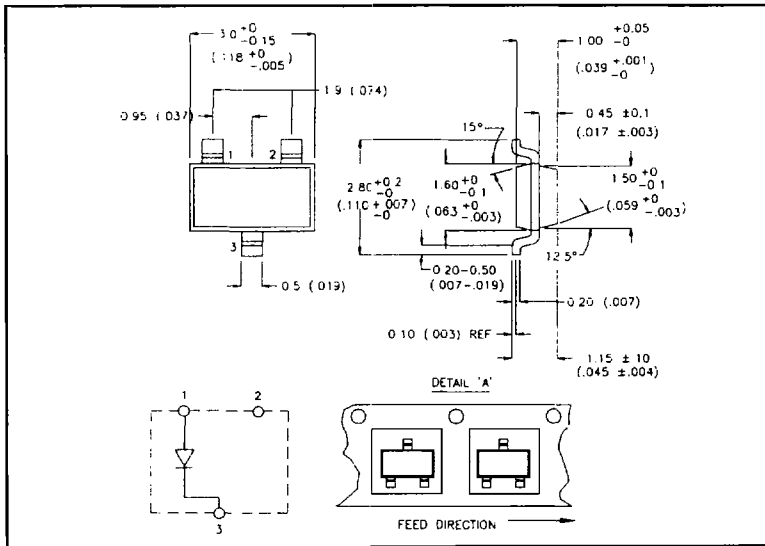
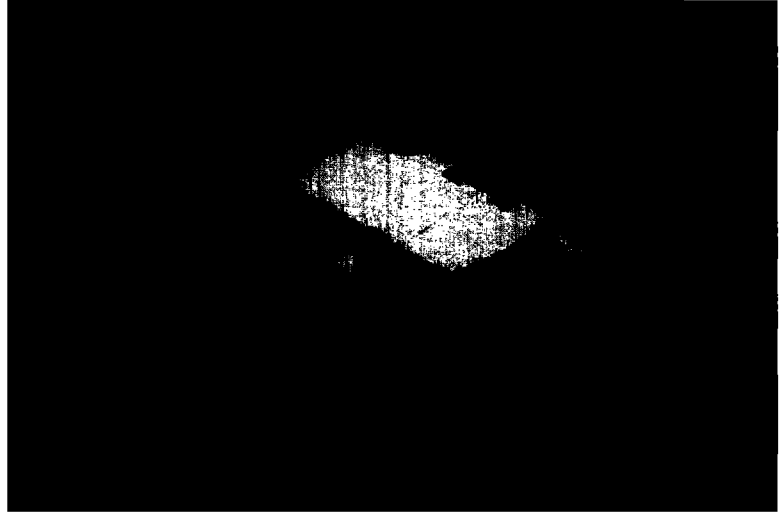
CONSTRUCTION: Epoxy Lens Molded on Lead Frame

FEATURES

- Standard SOT-23 package
- Low cost construction
- Frame handles multiple chips
- Choice of colors, bi-color

APPLICATIONS

- PCB fault/status indicator
- Data pad, graphics backlighting
- LCD backlighting



PRODUCT SELECTION AND OPTO/ELECTRONIC SPECIFICATIONS (@25°C)

LUMEX PART NUMBER	Emitted Color	λ Pk nm	Lens Color	On Axis Iv mCD@ 20 mA	Vf @ 20 mA		Emission Angle 2θ	Pieces per Reel
					Typ	Max		
SSL-LX15YC-HP-TR	Yellow	585	Clear	5	2.0	2.8	140°	3000
SSL-LX15YC-HP-TR	Yellow	585	Clear	15	2.1	2.8	140°	3000

