

CONSTANT VOLTAGE REGULATION APPLICATION.

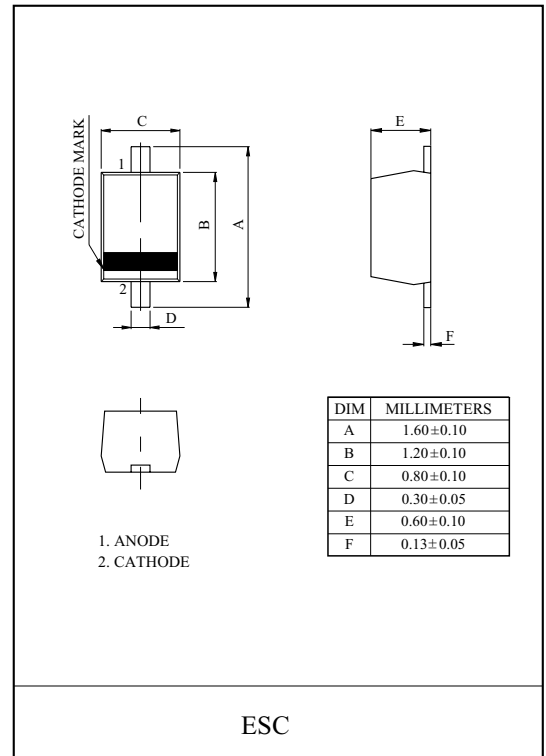
FEATURES

- Small Package
- Normal Voltage Tolerance about $\pm 2\%$.

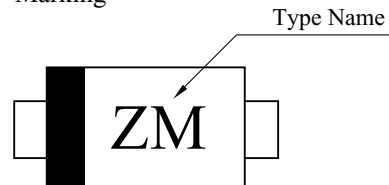
MAXIMUM RATING (Ta=25 °C)

CHARACTERISTIC	SYMBOL	RATING	UNIT
Power Dissipation	P_D^*	150*	mW
Junction Temperature	T_j	150	°C
Storage Temperature Range	T_{stg}	-55 ~ 150	°C

* Mounted on a glass epoxy circuit board of 20×20 mm, pad dimension of 4×4 mm.



Marking

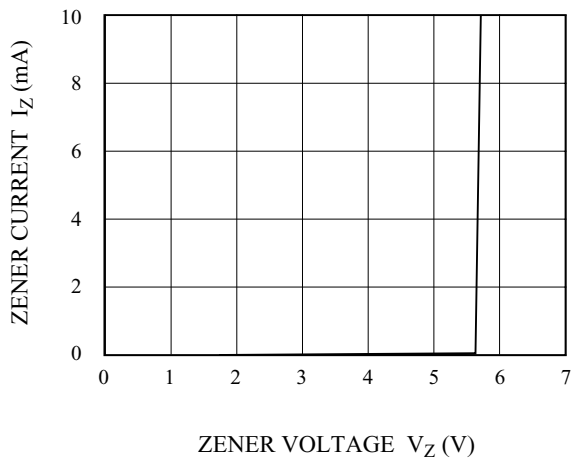


ELECTRICAL CHARACTERISTICS (Ta=25 °C)

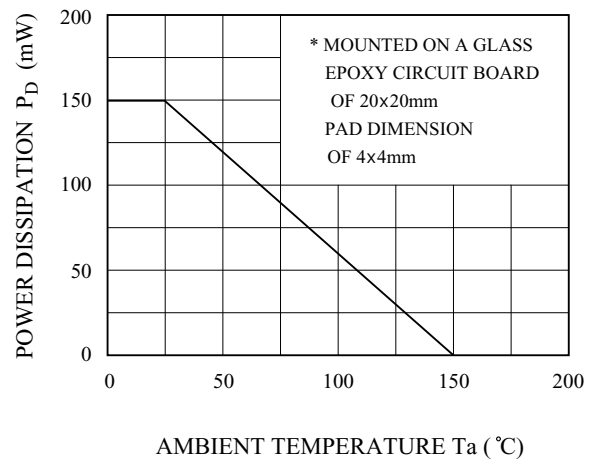
CHARACTERISTIC	SYMBOL	TEST CONDITION	MIN.	TYP.	MAX.	UNIT
Zener Voltage	V_Z	$I_Z=5mA$	5.490	-	5.730	V
Dynamic Impedance	Z_Z	$I_Z=5mA$	-	-	60	Ω
Knee Dynamic Impedance	Z_{ZK}	$I_Z=0.5mA$	-	-	200	Ω
Reverse Current	I_R	$V_R=2.5V$	-	-	1	μA
Total capacitance	C_t	$V_R=0.5V, f=1MHz$	-	-	25	pF
		$V_R=2.5V, f=1MHz$	-	-	19	

KDZ5.6CE

$I_Z - V_Z$



$P_D - T_a$



$C_t - V_R$

