

CERAMIC SMD CRYSTAL



ABM3B

5.0 X 3.2 X 1.1mm

ABM3B



FEATURES:

- Available for fundamental mode and 3rd over tone mode (up to 125MHz)
- Suitable for RoHS reflow
- Available for tight stability
- Seam sealed package assures high reliability

APPLICATIONS:

- Cellular telephones, Pagers.
- Communication and Test equipment.
- High Density applications.
- PCMCIA and wireless applications.

STANDARD SPECIFICATIONS:

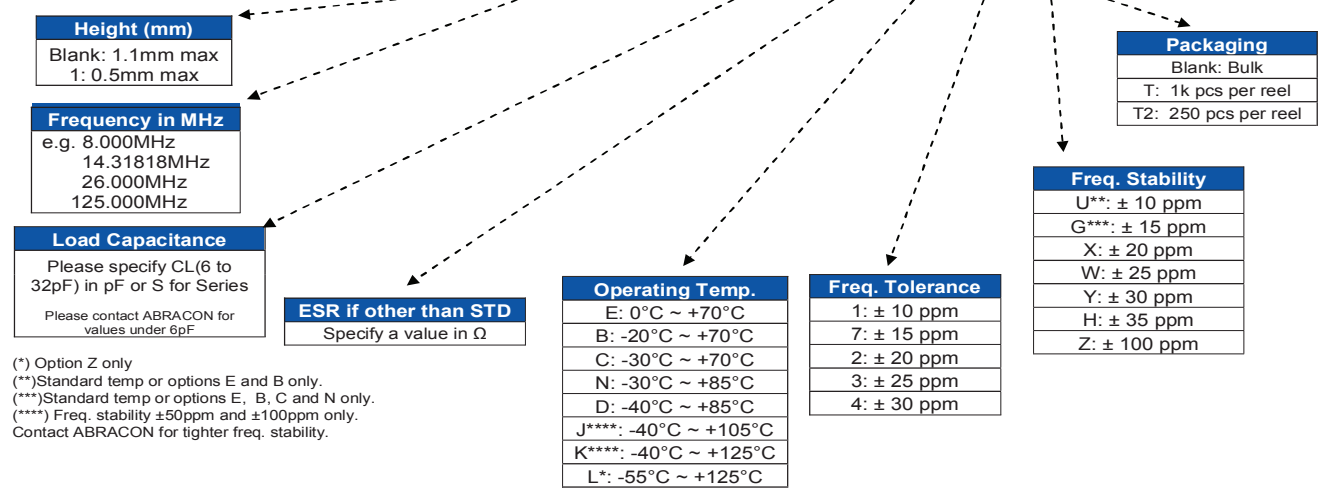
PARAMETERS	
ABRACON P/N	ABM3B Series
Frequency Range	8.0 MHz - 50.0 MHz (Fundamental) 50.1 MHz - 125 MHz (3rd overtone)
Operation Mode	Fundamental or 3rd overtone
Operating Temperature	-10°C to +60°C (see options)
Storage Temperature	-40°C to +85°C
Frequency Tolerance @ +25°C	± 50 ppm max. (see options)
Frequency Stability over the Operating Temperature (Ref to + 25°C)	± 50 ppm max. (see options)
Equivalent Series Resistance	See table 1
Shunt Capacitance C0	7 pF max.
Load Capacitance CL	18 pF (see options)
Drive Level	100 µW max., 10 µW typical
Aging (First Year) @ 25°C ± 3°C	± 5ppm max.
Insulation Resistance	500 MΩ min at 100Vdc ± 15 V

TABLE 1- Standard ESR

Frequency (MHz)	ESR(Ω) max	Frequency (MHz)	ESR(Ω) max
8.000 - 9.999 (Fund.)	200	16.000 - 50.000 (Fund.)	50
10.000 - 11.999 (Fund.)	100	50.001 - 80.000 (3rd OT)	60
12.000 - 15.999 (Fund.)	70	80.001 - 125.000 (3rd OT)	80

OPTIONS AND PART IDENTIFICATION: (Left blank if standard)

ABM3B - MHz - - R - - - -



(*) Option Z only
(**)Standard temp or options E and B only.
(***)Standard temp or options E, B, C and N only.
(****) Freq. stability ±50ppm and ±100ppm only.
Contact ABRACON for tighter freq. stability.



CERAMIC SMD CRYSTAL



5.0 X 3.2 X 1.1mm

ABM3B



➤ **OUTLINE DRAWING:** Please see Table 2 below for height and chamfer information.

Recommended land pattern

NOTE: Due to the availability of raw materials, this part may be manufactured with the chamfer on pin 4. Be advised that this does not affect the electrical characteristics of the crystal in any way.

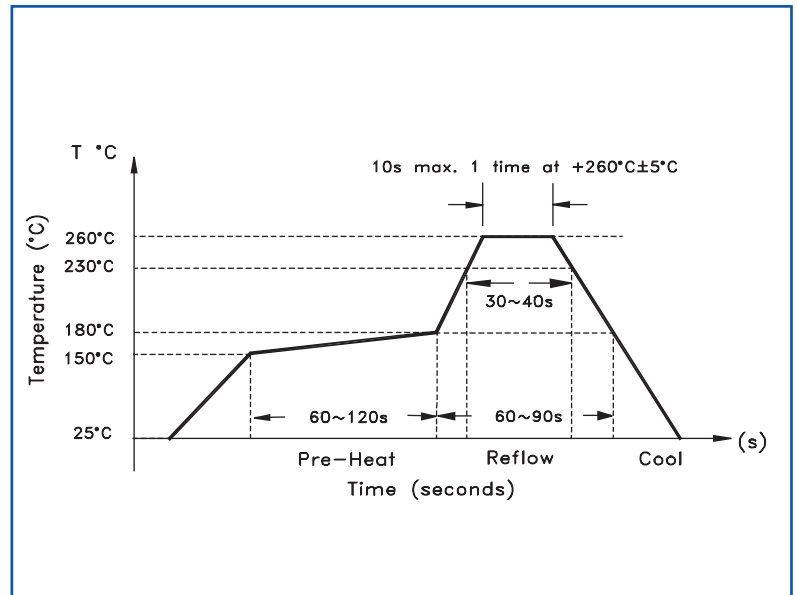
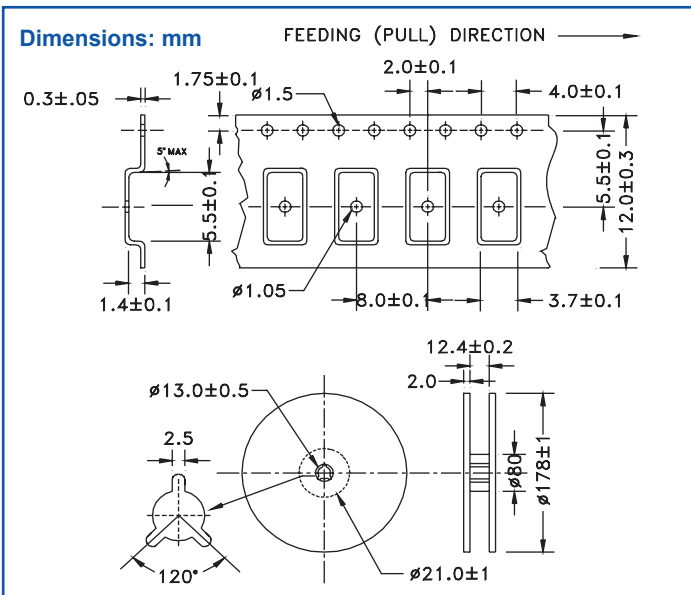
Table 2

	Height (mm)	Chamfer PIN #
ABM3B	1.1mm max	#1 (Default), #4 (See Note)
ABM3B1	0.8mm max	#1 (Default), #4 (See Note)

Dimensions: inch (mm)

➤ **TAPE & REEL:** Tape and reel (1,000pcs/reel)

➤ **REFLOW PROFILE:**



Need a test socket for the ABM3 Series? To view compatible **PRECISION TEST & BURN-IN SOCKETS** for these parts, [click here](#). P/N: **AXS-5032-02-06**

ATTENTION: Abracon Corporation's products are COTS – Commercial-Off-The-Shelf products; suitable for Commercial, Industrial and, where designated, Automotive Applications. Abracon's products are not specifically designed for Military, Aviation, Aerospace, Life-dependant Medical applications or any application requiring high reliability where component failure could result in loss of life and/or property. For applications requiring high reliability and/or presenting an extreme operating environment, written consent and authorization from Abracon Corporation is required. Please contact Abracon Corporation for more information.

ABRACON IS
ISO9001:2008
CERTIFIED



Visit www.abracon.com for Terms & Conditions of Sale **Revised: 08.19.10**
30332 Esperanza, Rancho Santa Margarita, California 92688
tel 949-546-8000 | fax 949-546-8001 | www.abracon.com