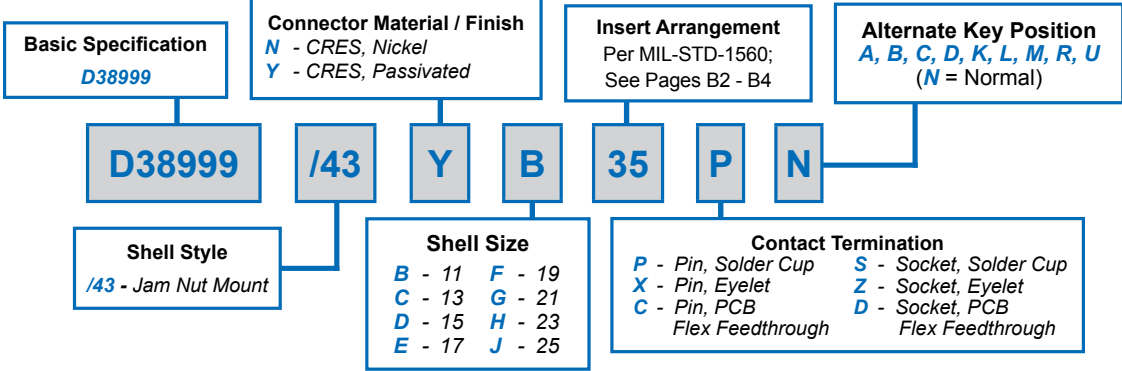
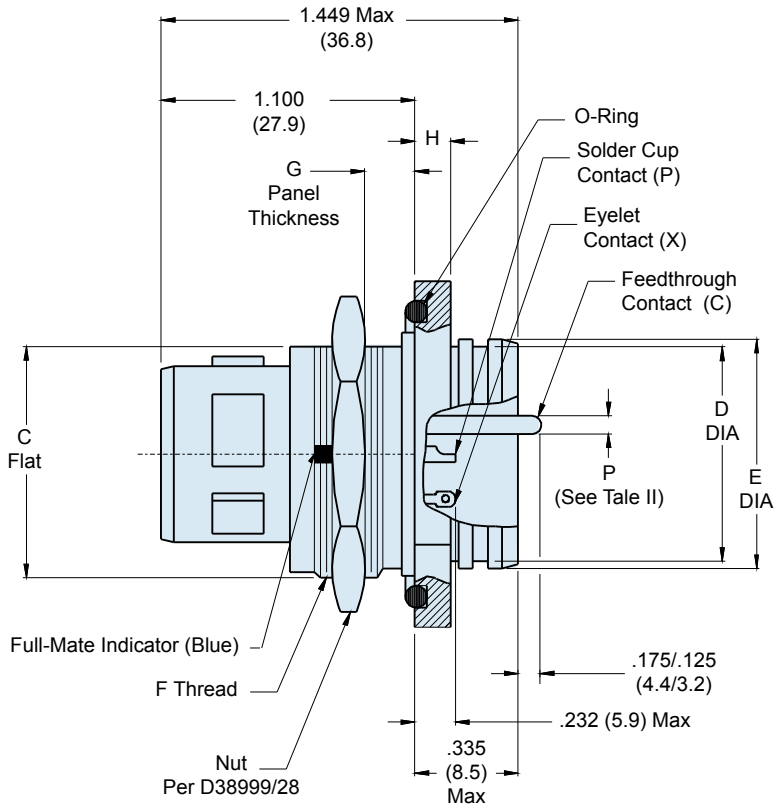
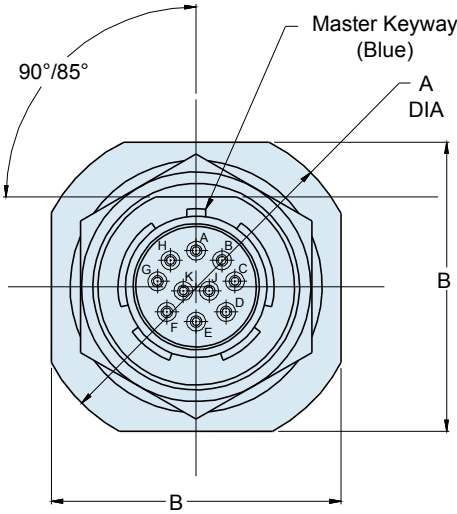


D38999/43 Jam Nut Mount Hermetic Receptacle MIL-DTL-38999 Series IV

How To Order: *MS*



B



D38999/43 Jam Nut Mount Hermetic Receptacle MIL-DTL-38999 Series IV



D38999 QPL
Hermetics

How To Order: Commercial

Connector Series 234 - Series IV Type	Shell Style H7 - Hermetic Jam Nut Mount	Shell Size 11, 13, 15, 17, 19, 21, 23, 25	Contact Termination P - Pin, Solder Cup S - Socket, Solder Cup X - Pin, Eyelet Z - Socket, Eyelet C - Pin, PCB D - Socket, PCB				
234	100	H7	Z1	11	35	P	N
Connector Type 100 - Hermetic Receptacle	Connector Material / Finish ZL - CRES, Nickel Z1 - CRES, Passivated		Insert Arrangement Per MIL-STD-1560; See Pages B-2 - B-4		Alternate Key Position A, B, C, D, K, L, M, R, U (N = Normal)		

B

TABLE I: CONNECTOR DIMENSIONS

SHELL SIZE CODE	SHELL SIZE	A DIA	B FLATS ±.018(0.5)	C FLAT	D DIA	E DIA ±.010(0.3)	F THREAD ISO METRIC	G ±.033(0.8)	H ±.012(0.3)
B	11	1.385(35.2) 1.362(34.6)	1.250(31.8)	.754(19.2) .745(18.9)	.733(18.6) .716(18.2)	.769(19.5)	M20 X 1.0-6g	.092(2.3)	.106(2.7)
C	13	1.511(38.4) 1.488(37.8)	1.376(35.0)	.941(23.9) .932(23.7)	.858(21.8) .839(21.3)	.899(22.8)	M25 X 1.0-6g	.092(2.3)	.106(2.7)
D	15	1.637(41.6) 1.614(41.0)	1.502(38.2)	1.065(27.1) 1.056(26.8)	.984(25.0) .968(24.6)	1.025(26.0)	M28 X 1.0-6g	.092(2.3)	.106(2.7)
E	17	1.763(44.8) 1.740(44.2)	1.624(41.2)	1.190(30.2) 1.181(30.0)	1.110(28.2) 1.091(27.7)	1.147(29.1)	M32 X 1.0-6g	.092(2.3)	.106(2.7)
F	19	1.948(49.5) 1.925(48.9)	1.813(46.1)	1.316(33.4) 1.306(33.2)	1.236(31.4) 1.220(31.0)	1.273(32.3)	M35 X 1.0-6g	.092(2.3)	.137(3.5)
G	21	2.074(52.7) 2.051(52.1)	1.939(49.3)	1.441(36.6) 1.431(36.3)	1.358(34.5) 1.342(34.1)	1.399(35.5)	M38 X 1.0-6g	.092(2.3)	.137(3.5)
H	23	2.200(55.9) 2.177(55.3)	2.061(52.3)	1.565(39.8) 1.556(39.5)	1.484(37.7) 1.468(37.3)	1.525(38.7)	M41 X 1.0-6g	.092(2.3)	.137(3.5)
J	25	2.326(59.1) 2.299(58.4)	2.187(55.5)	1.692(43.0) 1.681(42.7)	1.610(40.9) 1.594(40.5)	1.647(41.8)	M44 X 1.0-6g	.092(2.3)	.137(3.5)

**TABLE I (CONTINUED):
CONNECTOR DIMENSIONS**

SHELL SIZE CODE	J DIA ±.005(0.1)	K ±.005(0.1)
B	.827(21.0)	.764(19.4)
C	1.012(25.7)	.950(24.1)
D	1.139(28.9)	1.079(27.4)
E	1.266(32.2)	1.203(30.6)
F	1.389(35.3)	1.328(33.7)
G	1.512(38.4)	1.454(36.9)
H	1.639(41.6)	1.575(40.0)
J	1.764(44.8)	1.704(43.3)

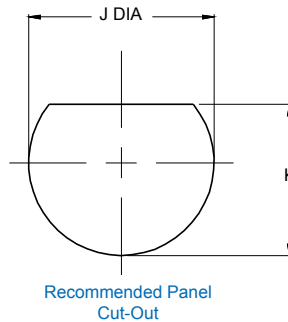
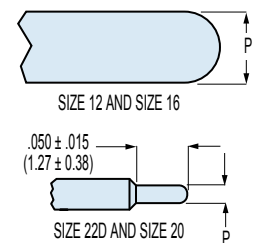


TABLE II: CONTACT SIZE

PRINTED CIRCUIT TAIL CONFIGURATIONS
CONTACT STYLE C AND D



Contact Size	ø P
22D	.011 (0.28) .015 (0.38)
20	.024 (0.61) .028 (0.71)
16	.0635 (1.61) .0615 (1.56)
12	.095 (2.41) .093 (2.36)