

PLEASE CHECK WWW.MOLEX.COM FOR LATEST PART INFORMATION

Part Number: [0915771310](#)
Status: **Active**
Description: 1.27mm (.050") Pitch Picoflex® PF-50 IDT Receptacle, Low Profile, Alternative Stagger, Board-In, 10 Circuits

Documents:

[3D Model](#) [Product Specification PS-99020-0011 \(PDF\)](#)
[Drawing \(PDF\)](#) [RoHS Certificate of Compliance \(PDF\)](#)

General

| | |
|---------------------|-------------------------------------|
| Product Family | Ribbon Cable / Wire Trap Connectors |
| Series | 91577 |
| Comments | Low Profile |
| Component Type | One Piece |
| Glow-Wire Compliant | No |
| Product Name | Board-In, Picoflex® |

Physical

| | |
|--------------------------------|---------------------------|
| Circuits (Loaded) | 10 |
| Color - Resin | Yellow |
| Entry Angle | 90° Angle |
| Lock to Mating Part | None |
| Material - Metal | Phosphor Bronze |
| Material - Plating Mating | Tin |
| Material - Plating Termination | Tin |
| Material - Resin | Polyester |
| Number of Rows | 2 |
| PCB Locator | No |
| PCB Retention | Yes |
| PCB Thickness Recommended (in) | 0.062 In |
| PCB Thickness Recommended (mm) | 1.60 mm |
| Packaging Type | Tube |
| Pitch - Mating Interface (in) | 0.050 In |
| Pitch - Mating Interface (mm) | 1.27 mm |
| Plating min: Mating (µin) | 80.00 |
| Plating min: Mating (µm) | 2.000 |
| Plating min: Termination (µin) | 80.00 |
| Plating min: Termination (µm) | 2.00 |
| Polarized to Mating Part | N/A |
| Polarized to PCB | Yes |
| Stackable | No |
| Surface Mount Compatible (SMC) | No |
| Temperature Range - Operating | -40°C to +105°C |
| Termination Interface: Style | Through Hole - Kinked Pin |
| Wire Insulation Diameter | 1.00mm (.039") max. |
| Wire Size AWG | 26, 28 |
| Wire/Cable Type | Ribbon Cable |

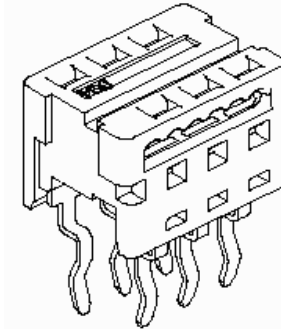
Electrical

| | |
|-------------------------------|------|
| Current - Maximum per Contact | 1.2A |
| Voltage - Maximum | 250V |

Material Info

Reference - Drawing Numbers

| | |
|-----------------------|---------------|
| Product Specification | PS-99020-0011 |
| Sales Drawing | SD-91577-001 |



*Series
image - Reference only*

EU RoHS

**ELV and RoHS
Compliant**
**REACH SVHC
Contains SVHC: No**
**Halogen-Free
Status**

China RoHS



Not Reviewed

**Need more information on product
environmental compliance?**

Email productcompliance@molex.com
For a multiple part number RoHS Certificate of Compliance, [click here](#)

Please visit the [Contact Us](#) section for any non-product compliance questions.

Search Parts in this Series

[91577Series](#)

Mates With

N/A

Application Tooling | FAQ

Tooling specifications and manuals are found by selecting the products below. Crimp Height Specifications are then contained in the Application Tooling Specification document.

Global

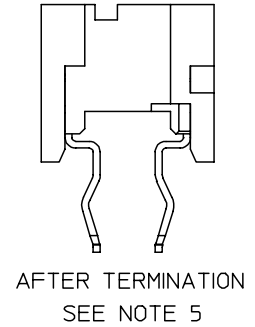
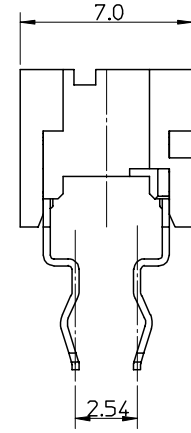
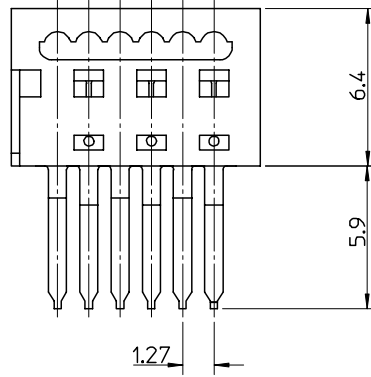
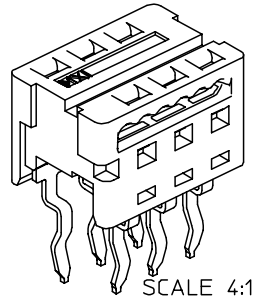
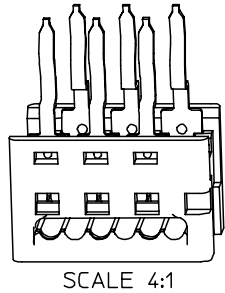
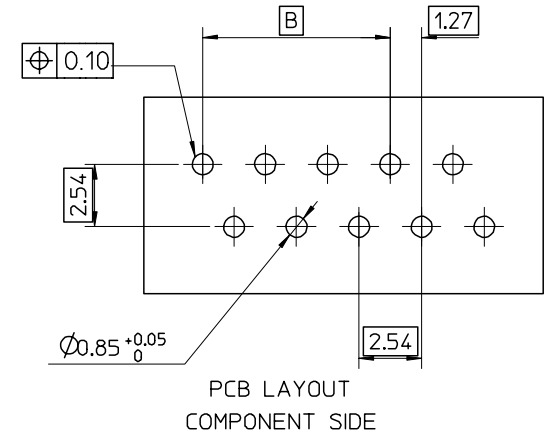
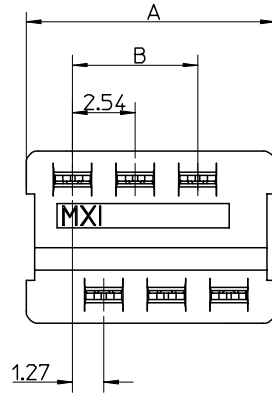
| Description | Product # |
|--|----------------------------|
| Handtool for 90327, 90584 and 91577 Picoflex® Connectors, 4-26 Circuit | 0690081090 |
| Arbor Press Fixture for 91577 Picoflex® Connectors | 0690201908 |

This document was generated on 04/13/2010

PLEASE CHECK WWW.MOLEX.COM FOR LATEST PART INFORMATION

10 9 8 7 6 5 4 3 2 1

| | | | | | | |
|------------|----------|---------|---------|----------|-----------|-----------------|
| 91577-*326 | 26 | 35.53 | 31.75 | 14 | 98 | 7 |
| 91577-*324 | 24 | 32.99 | 29.21 | 15 | 105 | ↑ |
| 91577-*322 | 22 | 30.45 | 26.67 | 16 | 112 | |
| 91577-*320 | 20 | 27.91 | 24.13 | 18 | 126 | |
| 91577-*318 | 18 | 25.37 | 21.59 | 20 | 140 | |
| 91577-*316 | 16 | 22.83 | 19.05 | 23 | 161 | |
| 91577-*314 | 14 | 20.29 | 16.51 | 26 | 182 | |
| 91577-*312 | 12 | 17.75 | 13.97 | 30 | 210 | |
| 91577-*310 | 10 | 15.21 | 11.43 | 34 | 238 | |
| 91577-*308 | 8 | 12.67 | 8.89 | 42 | 294 | |
| 91577-*306 | 6 | 10.13 | 6.35 | 54 | 378 | ↓ |
| 91577-*304 | 4 | 7.59 | 3.81 | 70 | 490 | 7 |
| PART No. | CCT SIZE | DIM "A" | DIM "B" | TUBE QTY | STACK QTY | TUBES PER STACK |



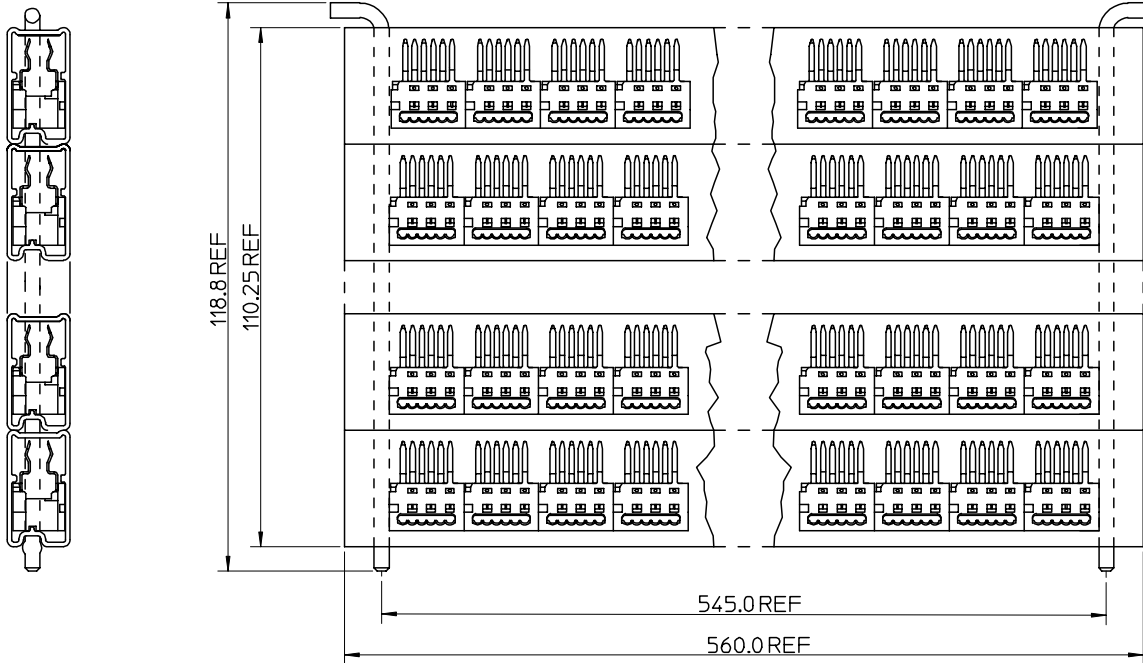
- NOTES:
1. MATERIAL: HOUSING - POLYESTER RATED UL 94V-0, COLOUR YELLOW
IDT CONTACT: PHOSPHOR BRONZE ALLOY 0.28mm REF THICK
 2. PLATING: 2-4 um. TIN
 3. PACKAGING:TUBE (2 OPTIONS; INDIVIDUAL OR STACKED TUBES, SEE SHT2)
 4. SEE PRODUCT SPECIFICATION PS-99020-0011
 5. WIRE TERMINATION SPECIFICATION ES-99033-0002

91577-*3**
 04 TO 26 = CCT SIZE
 1=INDIVIDUAL TUBED ASSY
 2=STACKED TUBE ASSY

| | | | | | | | |
|--|---------------------------------|---|-------|-------------------------|---------------------|--|---------------------------|
| CORRECT DRNG ERROR EC NO: E2006-0357 DRWN:GMC/SWEEN 2005/11/10 CHKD:DMORARTY2005/11/17 APPR: JDENNEHY 2005/12/12 | QUALITY SYMBOLS ▽ -0 ▽ -0 | GENERAL TOLERANCES (UNLESS SPECIFIED) | | SCALE 5:1 | DESIGN UNITS METRIC | THIRD ANGLE PROJECTION | REVISE ON CAD ONLY |
| | | 4 PLACES ± --- | ± --- | DIMENSION STYLE MM ONLY | | TITLE 1.27MM PF LOPRO IDT ALT STAG B-IN CONN | |
| REV | DESCRIPTION | 3 PLACES ± --- | ± --- | DRAWN BY KDELANEY | DATE 2001/11/03 | MOLEX INCORPORATED | |
| | | 2 PLACES ± 0.25 | ± --- | CHECKED BY EFOLAN | DATE 2001/11/05 | MATERIAL NO. SEE CHART | DOCUMENT NO. SD-91577-001 |
| | | 1 PLACE ± 0.25 | ± --- | APPROVED BY MWILHITE | DATE 2001/11/05 | SHEET NO. 1 OF 2 | A3 |
| DRAFT WHERE APPLICABLE MUST REMAIN WITHIN DIMENSIONS | | THIS DRAWING CONTAINS INFORMATION THAT IS PROPRIETARY TO MOLEX INCORPORATED AND SHOULD NOT BE USED WITHOUT WRITTEN PERMISSION | | | | | |

9 8 7 6 5 4 3 2 1

10 9 8 7 6 5 4 3 2 1



91577-23** STACKED TUBE ASSY

| | | | | | | | | |
|---|-----------------|---|--------|---|----------------------------|-----------------------------|--|---------------------|
| CORRECT GEOMETRY EC NO: E2006-0357 DRWN: GMC SWEEN 2005/11/10 CHKD: DMORARTY 2005/11/17 APPR: JDENNEHY 2005/12/12 | QUALITY SYMBOLS | GENERAL TOLERANCES (UNLESS SPECIFIED) | | SCALE 1:1 | DESIGN UNITS METRIC | THIRD ANGLE PROJECTION | REVISE ON CAD ONLY | |
| | ▽ -0 | 4 PLACES | ± --- | ± --- | DIMENSION STYLE MM ONLY | | TITLE 1.27MM PF LOPRO IDT ALT STAG B-IN CONN | |
| | ▽ -0 | 3 PLACES | ± --- | ± --- | DRAWN BY KDELANEY | DATE 2001/11/03 | MOLEX INCORPORATED | |
| | ▽ -0 | 2 PLACES | ± 0.25 | ± --- | CHECKED BY EFOLAN | DATE 2001/11/05 | | |
| ▽ -0 | 1 PLACE | ± 0.25 | ± --- | APPROVED BY MWILHITE | DATE 2001/11/05 | MATERIAL NO. SEE SHEET 1 | DOCUMENT NO. SD-91577-001 | SHEET NO. 2 OF 2 |
| | | DRAFT WHERE APPLICABLE MUST REMAIN WITHIN DIMENSIONS | | THIS DRAWING CONTAINS INFORMATION THAT IS PROPRIETARY TO MOLEX INCORPORATED AND SHOULD NOT BE USED WITHOUT WRITTEN PERMISSION | | | | |

9 8 7 6 5 4 3 2 1