

RQG1003UQAQF

NPN Silicon Germanium Transistor High Frequency Low Noise Amplifier

REJ03G1538-0100

Rev.1.00

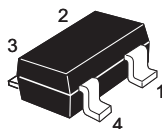
Jul 20, 2007

Features

- Ideal for LNA applications. e.g. Tuner, Wireless LAN Cordless phone and etc.
- High gain and low noise.
 - MSG = 26 dB typ., NF = 0.55 dB typ. at $V_{CE} = 2\text{ V}$, $I_C = 10\text{ mA}$, $f = 0.9\text{ GHz}$
 - MSG = 22 dB typ., NF = 0.65 dB typ. at $V_{CE} = 2\text{ V}$, $I_C = 10\text{ mA}$, $f = 1.8\text{ GHz}$
 - MSG = 20 dB typ., NF = 0.75 dB typ. at $V_{CE} = 2\text{ V}$, $I_C = 10\text{ mA}$, $f = 2.4\text{ GHz}$
 - MSG = 14 dB typ., NF = 1.2 dB typ. at $V_{CE} = 2\text{ V}$, $I_C = 10\text{ mA}$, $f = 5.8\text{ GHz}$
- High transition frequency
 - $f_T = 36\text{ GHz}$ typ.
- CMPAK-4 (2.0 x 1.25 x 1.1(max) mm)

Outline

RENESAS Package code: PTSP0004ZA-A
(Package name: CMPAK-4)



1. Emitter
2. Collector
3. Emitter
4. Base

Note: Marking is "UQ-".

Absolute Maximum Ratings

($T_a = 25^\circ\text{C}$)

Item	Symbol	Ratings	Unit
Collector to base voltage	V_{CBO}	8	V
Collector to emitter voltage	V_{CEO}	3.5	V
Emitter to base voltage	V_{EBO}	1.2	V
Collector current	I_C	35	mA
Collector power dissipation	P_C	100	mW
	P_C	250 ^{note1}	mW
Junction temperature	T_j	150	$^\circ\text{C}$
Storage temperature	T_{stg}	-55 to +150	$^\circ\text{C}$

Notes: 1. Value on PCB (FR-4 : 40 x 40 x 1.6mm double side)

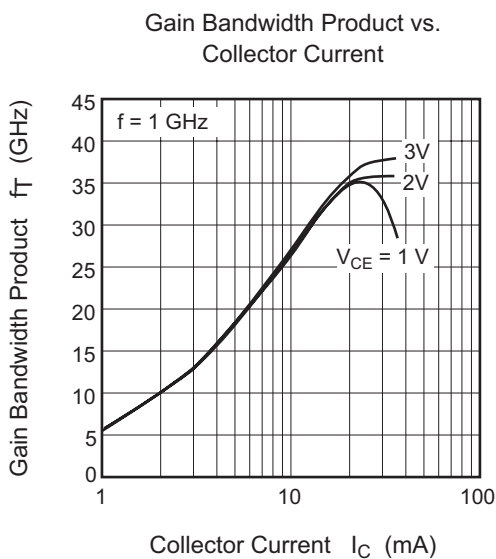
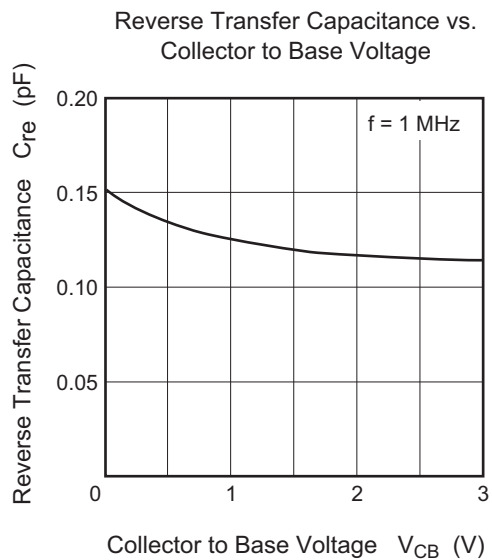
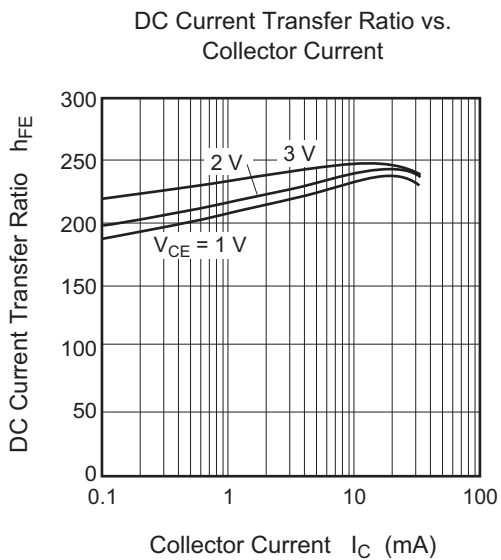
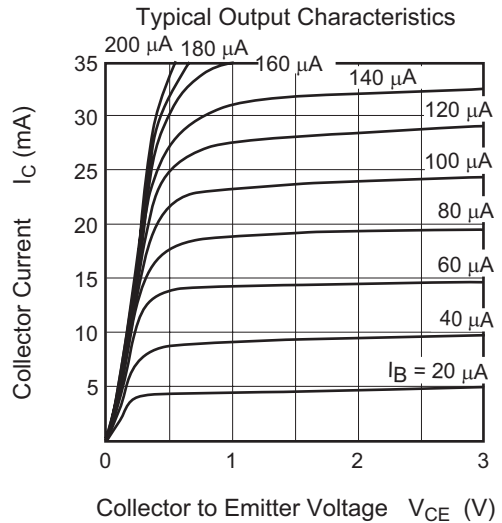
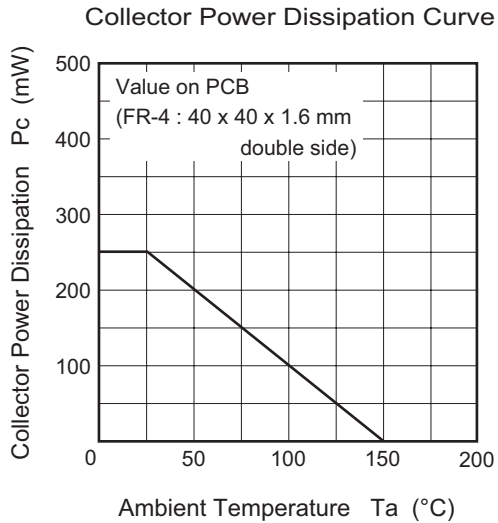
Electrical Characteristics

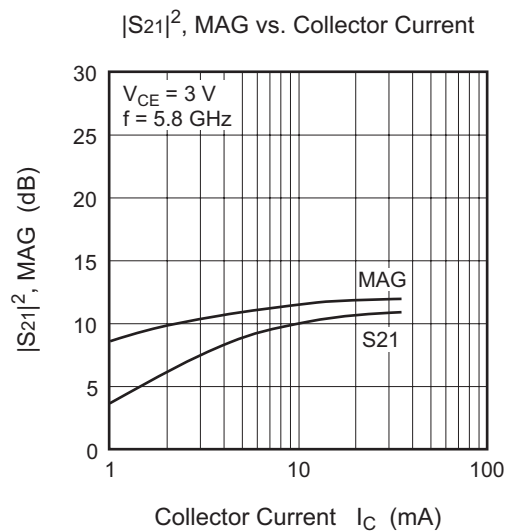
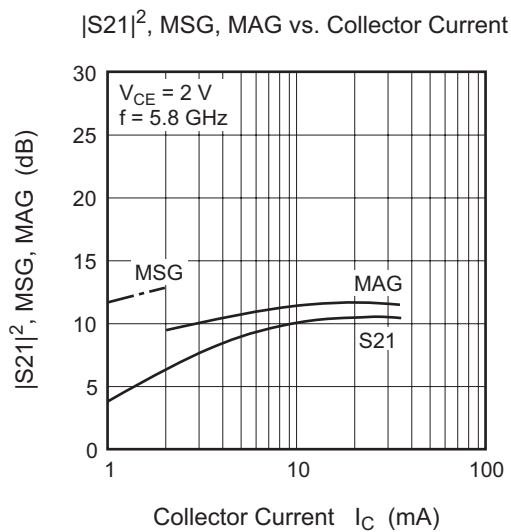
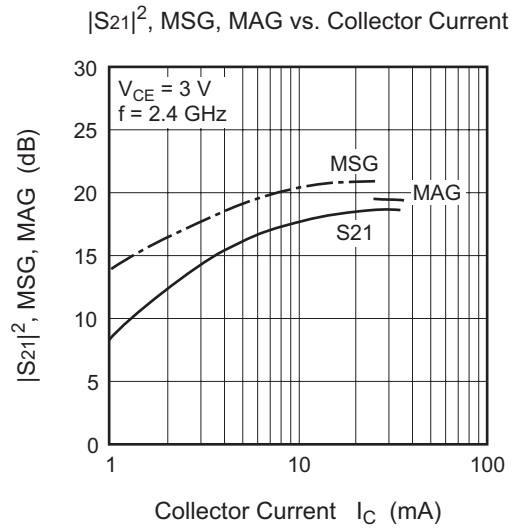
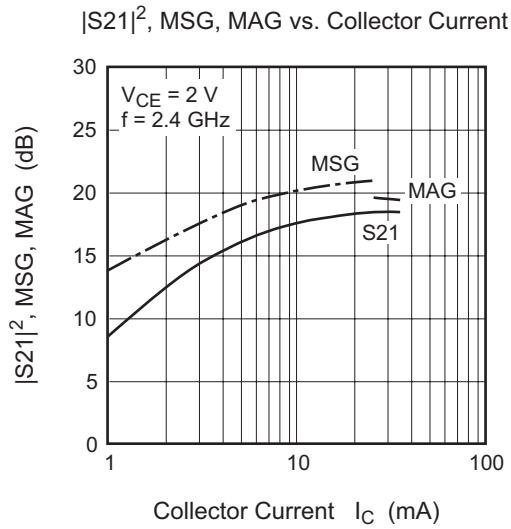
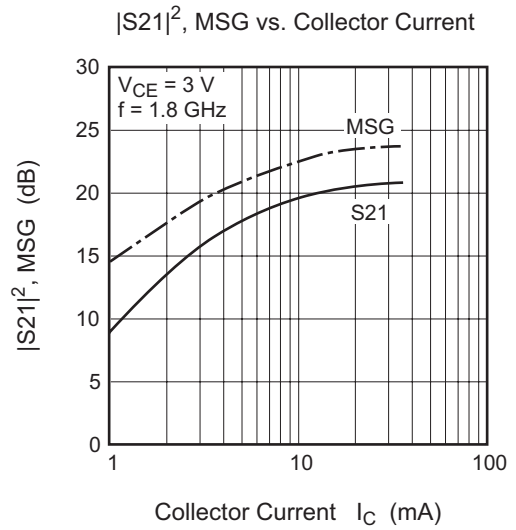
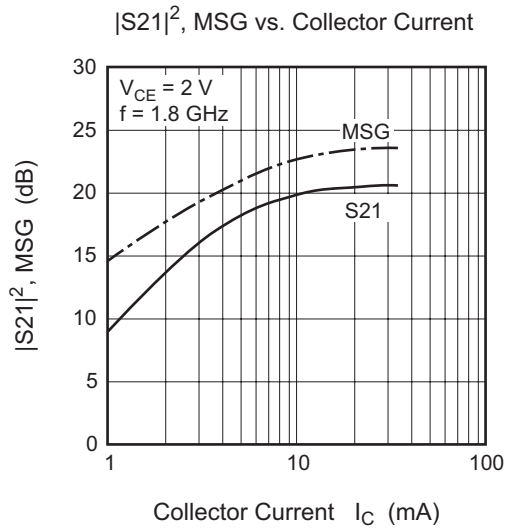
(Ta = 25°C)

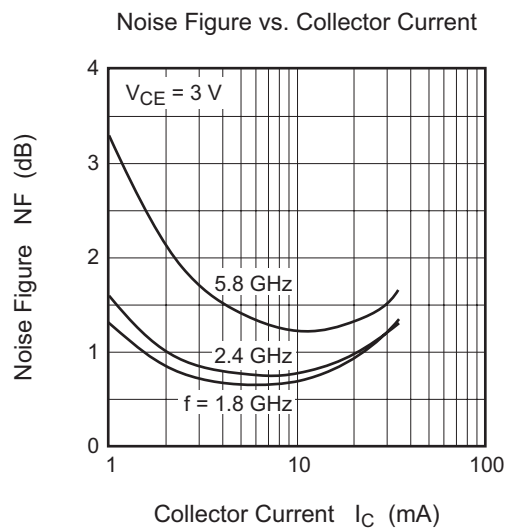
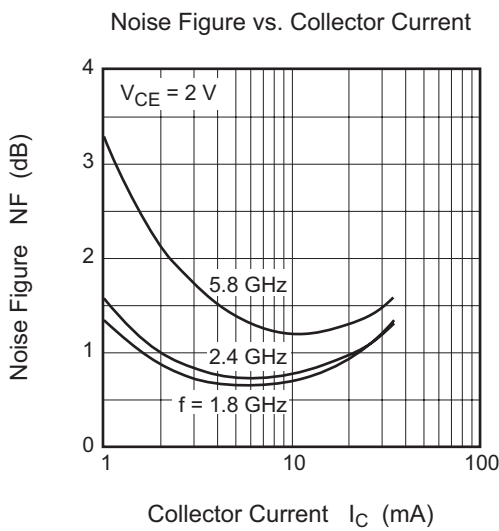
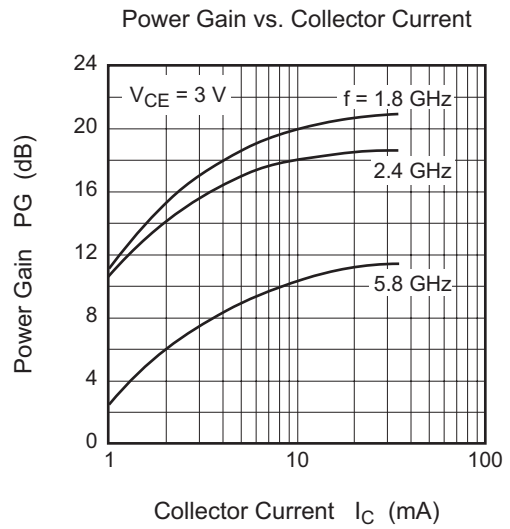
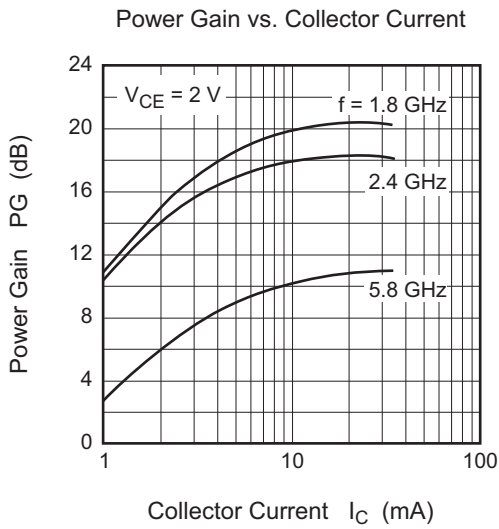
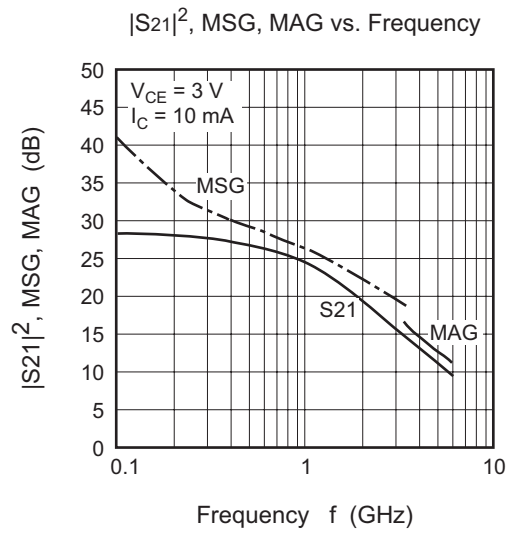
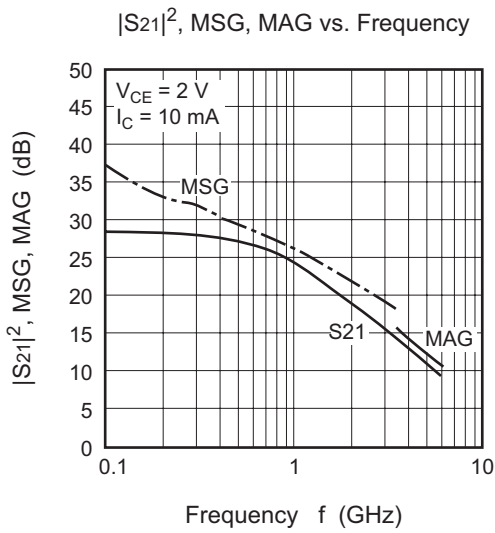
Item	Symbol	Min.	Typ	Max.	Unit	Test Conditions	
DC current transfer ratio	h_{FE}	100	200	300	—	$V_{CE} = 2\text{ V}$, $I_C = 5\text{ mA}$	
Reverse Transfer Capacitance	C_{re}	—	0.12	—	pF	$V_{CB} = 2\text{ V}$, $I_E = 0$, $f = 1\text{ MHz}$	
Transition Frequency	f_T	—	36	—	GHz	$V_{CE} = 2\text{ V}$, $I_C = f_T\text{ peak}$, $f = 1\text{ GHz}$	
Forward Transfer Coefficient	0.9 GHz	$ S_{21} ^2$	—	24	—	dB	$V_{CE} = 2\text{ V}$, $I_C = 10\text{ mA}$
	1.8 GHz		—	20	—		
	2.4 GHz		—	17	—		
	5.8 GHz		—	10	—		
Maximum Stable Gain <small>note1</small>	0.9 GHz	MSG	—	26	—	dB	$V_{CE} = 2\text{ V}$, $I_C = 10\text{ mA}$
	1.8 GHz		—	22	—		
	2.4 GHz		—	20	—		
	5.8 GHz		—	14	—		
Maximum Available Gain <small>note2</small>	5.8 GHz	MAG	—	11	—	dB	$V_{CE} = 2\text{ V}$, $I_C = 10\text{ mA}$
Power Gain	0.9 GHz	PG	—	23	—	dB	$V_{CE} = 2\text{ V}$, $I_C = 10\text{ mA}$
	1.8 GHz		—	20	—		
	2.4 GHz		—	18	—		
	5.8 GHz		—	10	—		
Noise figure	0.9 GHz	NF	—	0.55	—	dB	$V_{CE} = 2\text{ V}$, $I_C = 10\text{ mA}$
	1.8 GHz		—	0.65	—		
	2.4 GHz		—	0.75	—		
	5.8 GHz		—	1.2	—		

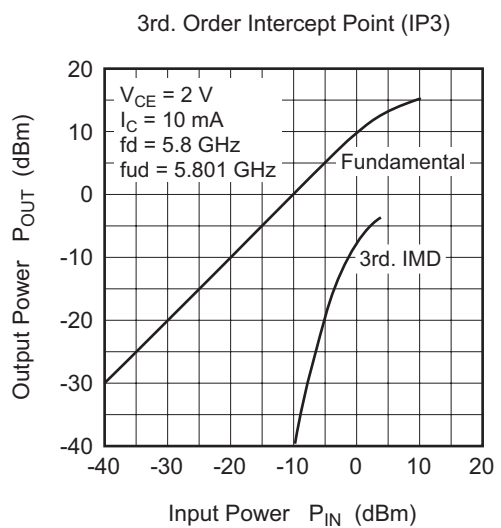
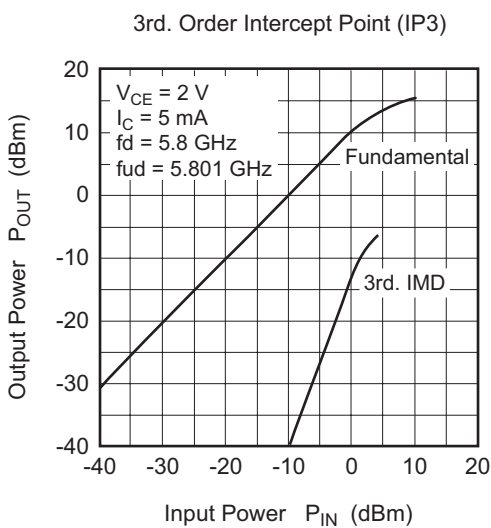
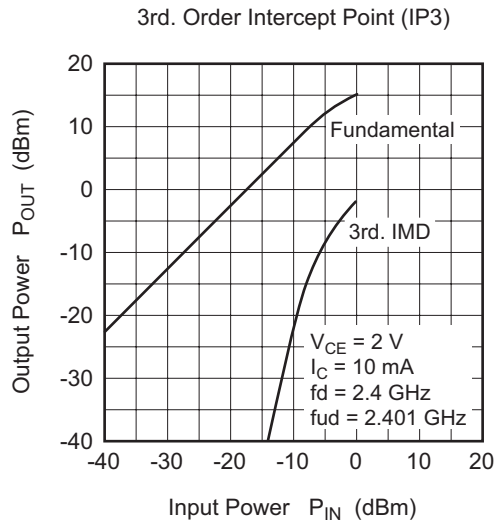
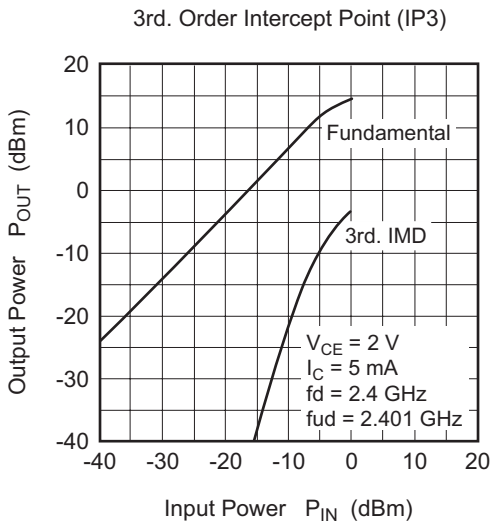
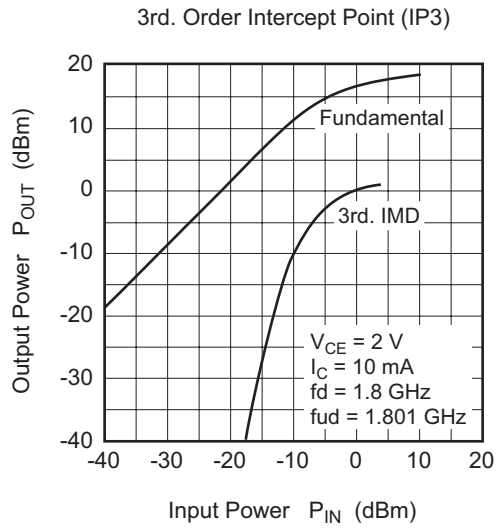
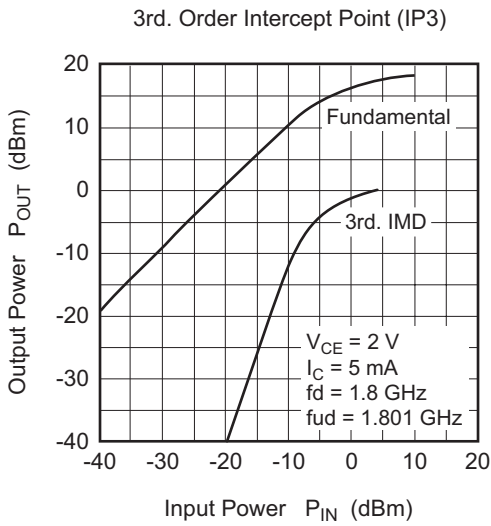
Notes: 1. $MSG = |S_{21}| / |S_{12}|$ 2. $MAG = |S_{21}| / |S_{12}|(K - (K^2 - 1)^{1/2})$

Main Characteristics

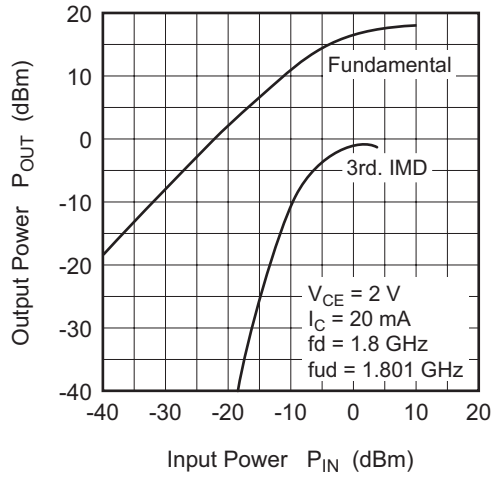




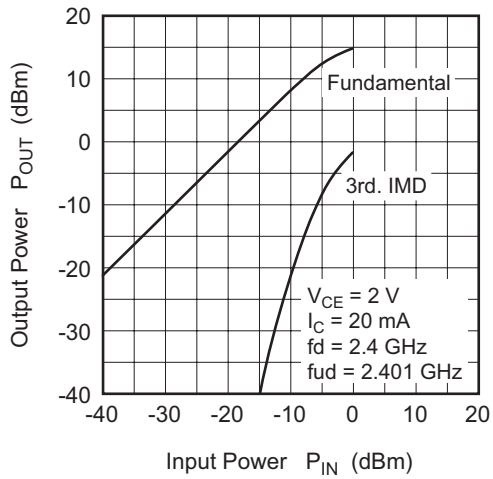




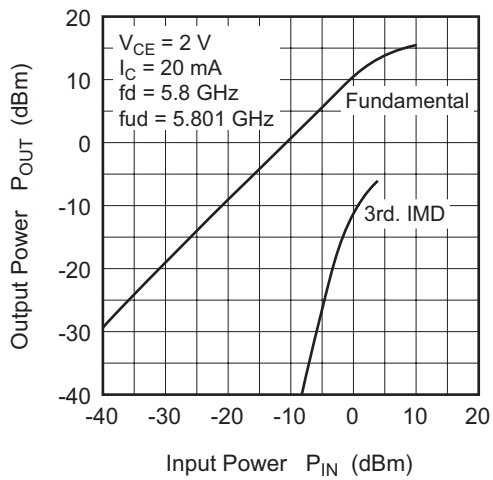
3rd. Order Intercept Point (IP3)



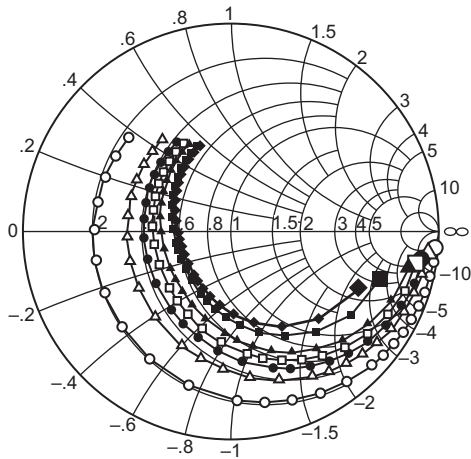
3rd. Order Intercept Point (IP3)



3rd. Order Intercept Point (IP3)



S₁₁ Parameter vs. Frequency

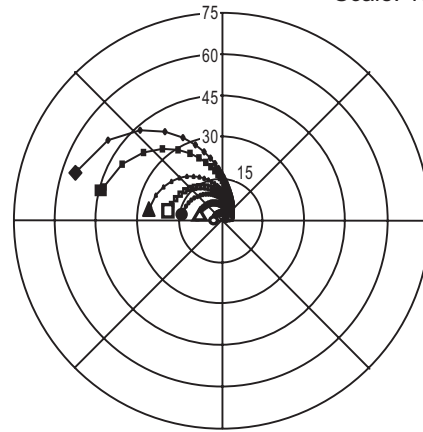


Condition: $V_{CE} = 2\text{ V}$, $Z_o = 50\ \Omega$
 100 to 1000 MHz (100 MHz step)
 1000 to 2000 MHz (200 MHz step)
 2000 to 6000 MHz (400 MHz step)



S₂₁ Parameter vs. Frequency

Scale: 15 / div.

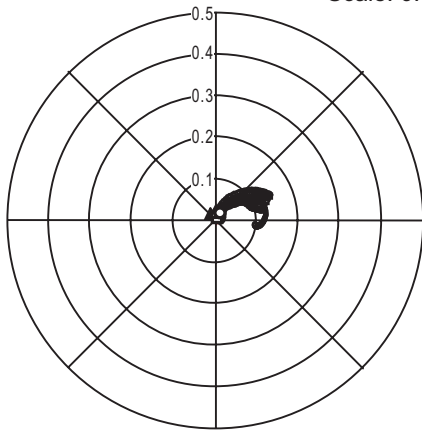


Condition: $V_{CE} = 2\text{ V}$, $Z_o = 50\ \Omega$
 100 to 6000 MHz (100 MHz step)

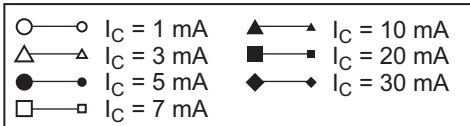


S₁₂ Parameter vs. Frequency

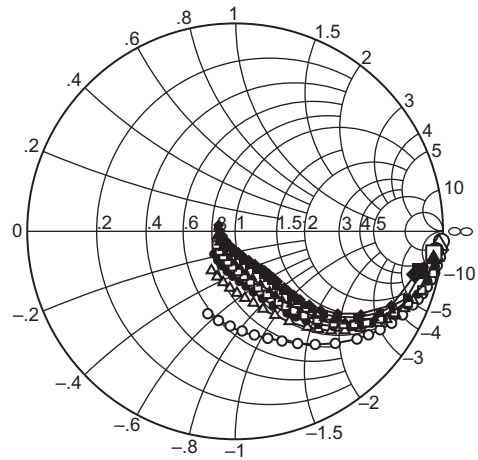
Scale: 0.1 / div.



Condition: $V_{CE} = 2\text{ V}$, $Z_o = 50\ \Omega$
 100 to 6000 MHz (100 MHz step)



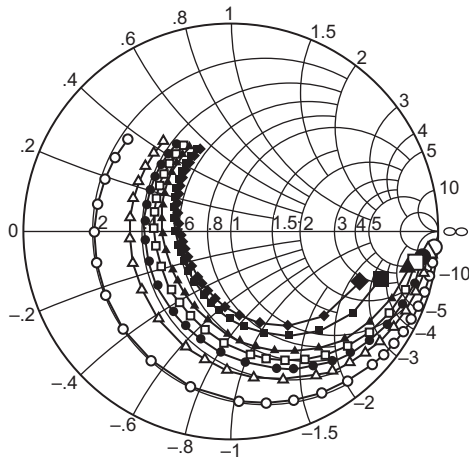
S₂₂ Parameter vs. Frequency



Condition: $V_{CE} = 2\text{ V}$, $Z_o = 50\ \Omega$
 100 to 1000 MHz (100 MHz step)
 1000 to 2000 MHz (200 MHz step)
 2000 to 6000 MHz (400 MHz step)



S₁₁ Parameter vs. Frequency

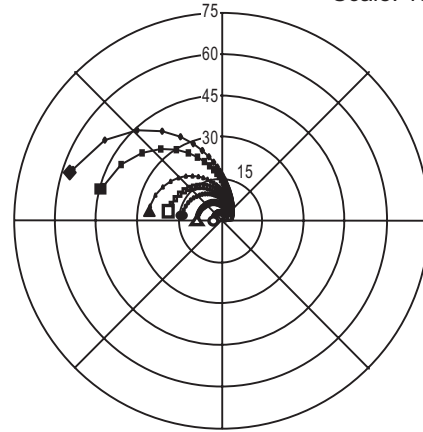


Condition: $V_{CE} = 3\text{ V}$, $Z_o = 50\ \Omega$
 100 to 1000 MHz (100 MHz step)
 1000 to 2000 MHz (200 MHz step)
 2000 to 6000 MHz (400 MHz step)



S₂₁ Parameter vs. Frequency

Scale: 15 / div.

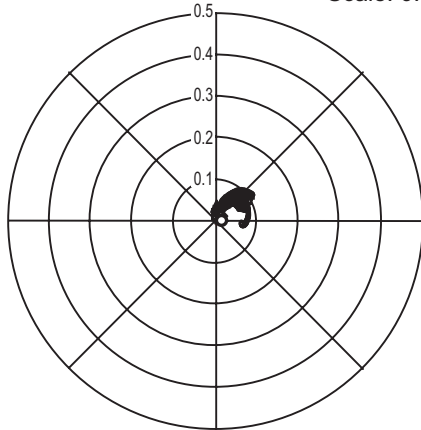


Condition: $V_{CE} = 3\text{ V}$, $Z_o = 50\ \Omega$
 100 to 6000 MHz (100 MHz step)



S₁₂ Parameter vs. Frequency

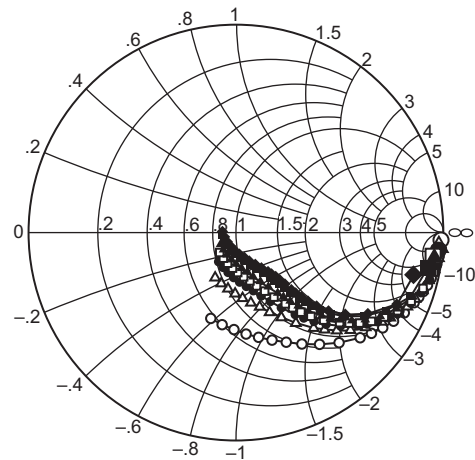
Scale: 0.1 / div.



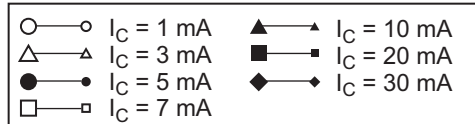
Condition: $V_{CE} = 3\text{ V}$, $Z_o = 50\ \Omega$
 100 to 6000 MHz (100 MHz step)



S₂₂ Parameter vs. Frequency



Condition: $V_{CE} = 3\text{ V}$, $Z_o = 50\ \Omega$
 100 to 1000 MHz (100 MHz step)
 1000 to 2000 MHz (200 MHz step)
 2000 to 6000 MHz (400 MHz step)



S Parameter

 $(V_{CE} = 2\text{ V}, I_C = 5\text{ mA}, Z_O = 50\ \Omega)$

f (MHz)	S11		S21		S12		S22	
	MAG	ANG(deg.)	MAG	ANG(deg.)	MAG	ANG(deg.)	MAG	ANG(deg.)
100	0.924	-8.2	14.62	172.4	0.0099	95.9	0.974	-5.4
200	0.914	-15.8	14.43	165.5	0.0130	75.7	0.980	-9.9
300	0.891	-23.5	14.11	159.0	0.0191	79.3	0.959	-14.4
400	0.869	-31.3	13.76	152.9	0.0260	72.2	0.932	-18.9
500	0.841	-38.8	13.40	147.2	0.0304	66.8	0.901	-23.1
600	0.812	-46.1	12.99	141.7	0.0359	62.2	0.867	-26.9
700	0.782	-52.8	12.44	136.6	0.0401	59.6	0.831	-30.6
800	0.750	-59.6	12.00	131.6	0.0438	55.7	0.794	-33.8
900	0.718	-66.7	11.63	127.1	0.0465	55.1	0.758	-36.6
1000	0.686	-73.0	11.14	122.5	0.0499	52.2	0.723	-39.3
1100	0.657	-79.0	10.66	118.4	0.0521	48.3	0.692	-41.7
1200	0.626	-85.3	10.25	114.2	0.0552	46.8	0.659	-44.0
1300	0.600	-91.0	9.79	110.4	0.0572	45.4	0.630	-46.0
1400	0.577	-96.5	9.36	106.9	0.0596	44.0	0.603	-48.0
1500	0.555	-102.0	8.98	103.6	0.0606	42.4	0.576	-49.8
1600	0.534	-107.4	8.61	100.3	0.0624	41.6	0.551	-51.3
1700	0.516	-112.6	8.25	97.3	0.0644	39.9	0.527	-52.9
1800	0.501	-117.6	7.91	94.4	0.0661	38.9	0.506	-54.3
1900	0.487	-122.6	7.60	91.6	0.0664	37.9	0.486	-55.8
2000	0.474	-127.4	7.31	88.9	0.0684	36.9	0.467	-57.2
2200	0.455	-136.6	6.77	83.8	0.0711	35.6	0.432	-59.8
2400	0.441	-145.5	6.29	79.0	0.0732	34.7	0.402	-62.3
2600	0.430	-153.9	5.88	74.5	0.0753	33.4	0.374	-64.9
2800	0.424	-161.7	5.51	70.3	0.0783	32.9	0.349	-67.4
3000	0.422	-169.0	5.17	66.2	0.0802	31.6	0.326	-70.0
3200	0.422	-175.9	4.87	62.2	0.0825	30.7	0.306	-72.8
3400	0.423	177.7	4.60	58.4	0.0853	30.1	0.286	-75.7
3600	0.424	171.7	4.35	54.7	0.0875	29.6	0.269	-78.2
3800	0.427	166.5	4.13	51.3	0.0892	29.2	0.253	-81.2
4000	0.434	161.3	3.93	47.8	0.0927	28.5	0.241	-84.6
4200	0.440	156.4	3.75	44.4	0.0957	27.7	0.228	-88.4
4400	0.446	151.9	3.58	41.0	0.0985	26.9	0.216	-92.3
4600	0.454	147.6	3.43	37.7	0.1015	25.8	0.205	-96.1
4800	0.460	143.5	3.29	34.4	0.1047	24.6	0.195	-100.3
5000	0.467	139.3	3.16	31.2	0.1073	23.6	0.185	-104.8
5200	0.475	135.6	3.04	28.0	0.1102	22.8	0.176	-109.6
5400	0.481	131.9	2.93	24.8	0.1138	21.3	0.168	-114.9
5600	0.489	128.3	2.82	21.7	0.1171	20.5	0.161	-120.1
5800	0.497	124.7	2.72	18.5	0.1201	18.8	0.154	-125.8
6000	0.504	121.4	2.63	15.4	0.1242	17.9	0.148	-132.1

S Parameter

(V_{CE} = 2 V, I_C = 10 mA, Z_O = 50 Ω)

f (MHz)	S11		S21		S12		S22	
	MAG	ANG(deg.)	MAG	ANG(deg.)	MAG	ANG(deg.)	MAG	ANG(deg.)
100	0.871	-11.8	26.57	169.1	0.0044	49.5	0.961	-7.8
200	0.837	-23.4	25.71	159.4	0.0127	77.4	0.953	-14.8
300	0.793	-34.2	24.48	150.6	0.0170	74.2	0.906	-21.3
400	0.749	-44.4	23.16	142.8	0.0219	67.3	0.850	-27.0
500	0.698	-54.1	21.80	135.6	0.0265	63.8	0.797	-31.9
600	0.650	-63.4	20.39	129.1	0.0297	59.2	0.743	-35.9
700	0.607	-71.5	18.95	123.4	0.0333	56.8	0.689	-39.5
800	0.564	-79.4	17.66	118.1	0.0359	54.1	0.642	-42.3
900	0.527	-86.9	16.50	113.5	0.0373	52.8	0.600	-44.7
1000	0.494	-93.6	15.39	109.2	0.0405	51.4	0.563	-46.9
1100	0.467	-100.2	14.38	105.4	0.0416	50.1	0.529	-48.6
1200	0.441	-106.5	13.49	101.8	0.0433	49.7	0.498	-50.2
1300	0.419	-112.2	12.66	98.5	0.0452	48.3	0.470	-51.7
1400	0.402	-117.9	11.92	95.5	0.0483	48.4	0.446	-52.9
1500	0.386	-123.6	11.26	92.7	0.0497	48.8	0.423	-54.2
1600	0.374	-129.0	10.66	90.0	0.0514	48.6	0.402	-55.2
1700	0.364	-133.8	10.11	87.5	0.0530	47.3	0.384	-56.3
1800	0.356	-138.9	9.61	85.0	0.0546	47.2	0.366	-57.2
1900	0.348	-143.6	9.16	82.7	0.0569	46.8	0.350	-58.4
2000	0.343	-148.3	8.74	80.5	0.0582	46.7	0.335	-59.4
2200	0.337	-157.0	8.01	76.3	0.0617	45.8	0.308	-61.5
2400	0.334	-165.1	7.38	72.3	0.0652	45.9	0.285	-63.7
2600	0.335	-172.4	6.84	68.5	0.0698	44.1	0.262	-66.2
2800	0.338	-179.4	6.37	64.9	0.0730	43.6	0.242	-68.7
3000	0.342	174.5	5.96	61.3	0.0772	42.9	0.225	-71.3
3200	0.349	168.6	5.59	57.9	0.0801	42.0	0.209	-74.6
3400	0.354	163.2	5.27	54.5	0.0840	41.1	0.192	-77.9
3600	0.361	158.2	4.97	51.3	0.0885	39.4	0.177	-81.0
3800	0.367	153.9	4.71	48.3	0.0918	38.7	0.167	-84.4
4000	0.377	149.7	4.48	45.2	0.0962	37.8	0.155	-89.2
4200	0.386	145.7	4.27	42.1	0.1007	36.1	0.144	-93.9
4400	0.394	141.9	4.08	39.0	0.1038	34.8	0.134	-99.2
4600	0.404	138.3	3.90	36.0	0.1081	33.1	0.126	-104.9
4800	0.411	134.8	3.74	33.1	0.1119	31.5	0.118	-111.4
5000	0.420	131.3	3.59	30.1	0.1163	30.4	0.111	-117.9
5200	0.429	128.1	3.45	27.1	0.1196	28.7	0.105	-125.8
5400	0.437	125.0	3.32	24.1	0.1237	26.9	0.100	-134.2
5600	0.446	121.8	3.20	21.2	0.1275	25.5	0.096	-142.6
5800	0.454	118.8	3.09	18.3	0.1307	23.7	0.094	-151.2
6000	0.462	115.8	2.98	15.4	0.1353	21.8	0.093	-161.0

S Parameter

 $(V_{CE} = 3\text{ V}, I_C = 5\text{ mA}, Z_O = 50\ \Omega)$

f (MHz)	S11		S21		S12		S22	
	MAG	ANG(deg.)	MAG	ANG(deg.)	MAG	ANG(deg.)	MAG	ANG(deg.)
100	0.932	-7.5	14.49	172.5	0.0014	85.0	0.978	-5.0
200	0.919	-15.7	14.33	165.7	0.0097	82.5	0.979	-9.5
300	0.896	-22.9	14.03	159.3	0.0184	73.4	0.959	-13.7
400	0.875	-30.7	13.71	153.3	0.0248	71.7	0.934	-18.0
500	0.847	-38.2	13.37	147.6	0.0295	69.0	0.905	-22.0
600	0.817	-45.4	12.98	142.3	0.0337	63.4	0.873	-25.6
700	0.789	-51.9	12.45	137.2	0.0379	60.3	0.839	-29.2
800	0.756	-58.6	12.02	132.2	0.0422	56.7	0.803	-32.3
900	0.724	-65.6	11.67	127.7	0.0441	53.0	0.768	-35.0
1000	0.693	-71.7	11.19	123.1	0.0479	51.4	0.735	-37.5
1100	0.663	-77.8	10.72	119.0	0.0506	50.1	0.704	-39.8
1200	0.632	-83.9	10.32	114.8	0.0523	47.7	0.673	-41.9
1300	0.605	-89.5	9.86	111.0	0.0548	45.5	0.643	-43.9
1400	0.582	-95.0	9.44	107.6	0.0569	44.5	0.617	-45.7
1500	0.558	-100.6	9.06	104.2	0.0582	43.1	0.591	-47.4
1600	0.537	-106.0	8.69	100.9	0.0605	41.7	0.567	-48.8
1700	0.518	-111.1	8.33	97.8	0.0610	40.2	0.545	-50.4
1800	0.502	-116.0	8.00	94.9	0.0634	39.5	0.523	-51.8
1900	0.487	-121.0	7.68	92.1	0.0642	38.9	0.503	-53.2
2000	0.475	-126.0	7.39	89.4	0.0655	38.0	0.485	-54.4
2200	0.454	-135.0	6.85	84.3	0.0683	36.6	0.451	-56.9
2400	0.438	-144.0	6.37	79.6	0.0704	35.6	0.421	-59.2
2600	0.428	-152.3	5.95	75.1	0.0731	34.1	0.393	-61.5
2800	0.421	-160.2	5.58	70.8	0.0749	33.7	0.369	-63.9
3000	0.418	-167.5	5.24	66.7	0.0780	32.5	0.348	-66.3
3200	0.417	-174.5	4.93	62.7	0.0789	31.6	0.327	-68.8
3400	0.418	179.0	4.66	58.9	0.0819	31.3	0.309	-71.4
3600	0.418	172.9	4.41	55.3	0.0834	30.6	0.291	-73.9
3800	0.422	167.6	4.19	51.9	0.0864	30.3	0.275	-76.6
4000	0.428	162.3	3.99	48.4	0.0892	29.7	0.263	-79.8
4200	0.433	157.5	3.81	44.9	0.0921	28.2	0.250	-83.0
4400	0.439	152.8	3.64	41.5	0.0950	27.8	0.238	-86.6
4600	0.447	148.5	3.49	38.3	0.0980	26.9	0.227	-90.1
4800	0.453	144.2	3.34	35.0	0.1014	25.9	0.217	-93.9
5000	0.461	140.2	3.21	31.8	0.1041	25.4	0.206	-97.8
5200	0.468	136.3	3.09	28.6	0.1072	24.2	0.196	-102.2
5400	0.475	132.7	2.98	25.4	0.1099	23.0	0.188	-106.9
5600	0.483	129.1	2.87	22.2	0.1131	21.9	0.179	-111.4
5800	0.489	125.5	2.77	19.1	0.1161	20.5	0.172	-116.5
6000	0.497	122.1	2.68	16.0	0.1207	19.5	0.164	-121.9


S Parameter

(V_{CE} = 3 V, I_C = 10 mA, Z_O = 50 Ω)

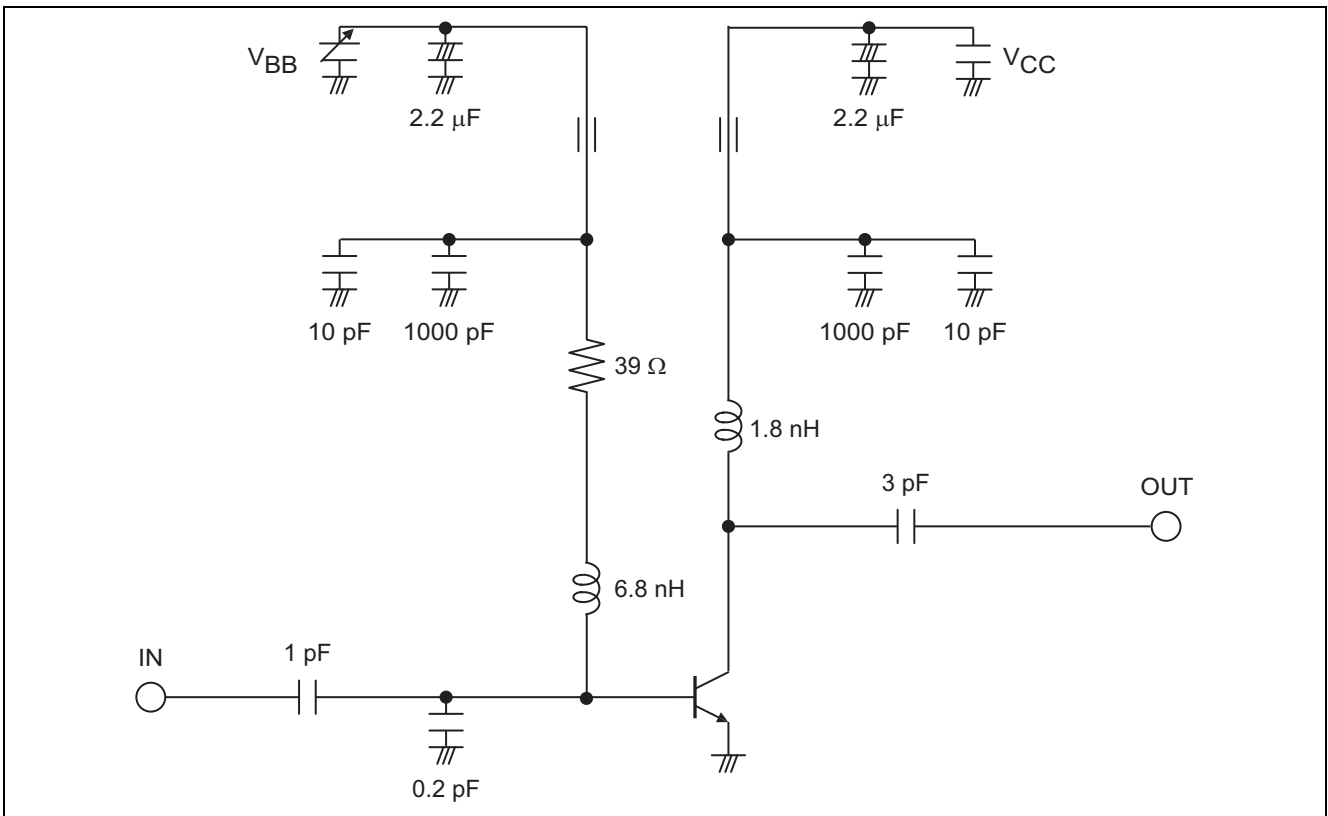
f (MHz)	S11		S21		S12		S22	
	MAG	ANG(deg.)	MAG	ANG(deg.)	MAG	ANG(deg.)	MAG	ANG(deg.)
100	0.869	-11.8	26.56	169.2	0.0022	69.6	0.963	-7.5
200	0.841	-22.8	25.72	159.7	0.0116	75.7	0.951	-14.1
300	0.799	-33.3	24.52	151.0	0.0173	70.7	0.907	-20.2
400	0.755	-43.5	23.24	143.3	0.0235	70.7	0.857	-25.6
500	0.704	-53.1	21.90	136.1	0.0256	63.7	0.804	-30.4
600	0.655	-62.0	20.51	129.7	0.0297	60.4	0.751	-34.2
700	0.612	-70.0	19.10	124.0	0.0318	57.3	0.701	-37.5
800	0.569	-77.9	17.81	118.7	0.0340	54.8	0.654	-40.2
900	0.530	-85.4	16.66	114.1	0.0361	51.3	0.614	-42.6
1000	0.497	-91.9	15.56	109.8	0.0390	52.3	0.577	-44.5
1100	0.469	-98.4	14.54	106.0	0.0410	50.0	0.543	-46.1
1200	0.442	-104.7	13.66	102.3	0.0426	50.7	0.514	-47.6
1300	0.420	-110.3	12.82	99.1	0.0445	49.3	0.487	-48.9
1400	0.402	-116.0	12.08	96.1	0.0462	49.0	0.464	-50.1
1500	0.386	-121.6	11.41	93.2	0.0473	48.7	0.441	-51.2
1600	0.372	-126.9	10.80	90.5	0.0497	48.4	0.421	-52.0
1700	0.361	-132.0	10.25	88.0	0.0514	48.3	0.402	-53.1
1800	0.352	-137.0	9.75	85.5	0.0526	47.6	0.386	-54.0
1900	0.345	-141.6	9.29	83.2	0.0545	47.3	0.370	-55.0
2000	0.338	-146.4	8.87	81.0	0.0559	47.1	0.355	-55.9
2200	0.331	-155.2	8.13	76.8	0.0600	46.3	0.329	-57.8
2400	0.328	-163.3	7.49	72.8	0.0634	45.6	0.305	-59.7
2600	0.327	-171.0	6.95	69.0	0.0670	44.7	0.284	-62.0
2800	0.330	-177.8	6.48	65.3	0.0703	44.2	0.264	-64.2
3000	0.335	175.8	6.06	61.8	0.0751	43.9	0.246	-66.5
3200	0.340	169.9	5.69	58.4	0.0783	42.9	0.230	-69.5
3400	0.347	164.2	5.36	55.0	0.0810	41.4	0.215	-72.1
3600	0.352	159.2	5.05	51.9	0.0845	40.3	0.199	-74.7
3800	0.358	154.8	4.79	48.8	0.0884	39.3	0.188	-77.9
4000	0.368	150.6	4.56	45.7	0.0937	38.7	0.177	-81.9
4200	0.376	146.6	4.35	42.6	0.0974	37.2	0.165	-85.8
4400	0.385	142.7	4.15	39.6	0.1011	36.0	0.154	-90.4
4600	0.394	139.0	3.97	36.6	0.1050	34.3	0.145	-95.0
4800	0.402	135.5	3.81	33.6	0.1087	32.8	0.136	-100.1
5000	0.411	132.1	3.65	30.6	0.1125	31.6	0.127	-105.6
5200	0.420	128.7	3.51	27.7	0.1171	29.7	0.119	-112.1
5400	0.428	125.6	3.38	24.7	0.1206	28.2	0.112	-118.8
5600	0.437	122.5	3.26	21.8	0.1242	26.8	0.106	-126.1
5800	0.444	119.5	3.15	18.9	0.1280	24.7	0.102	-134.1
6000	0.453	116.4	3.04	15.9	0.1322	23.1	0.097	-142.1

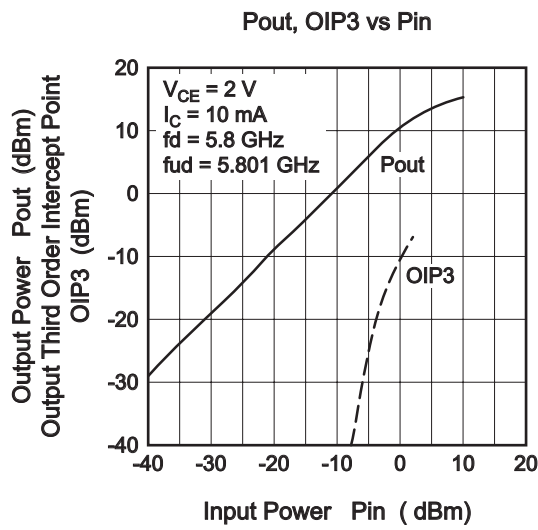
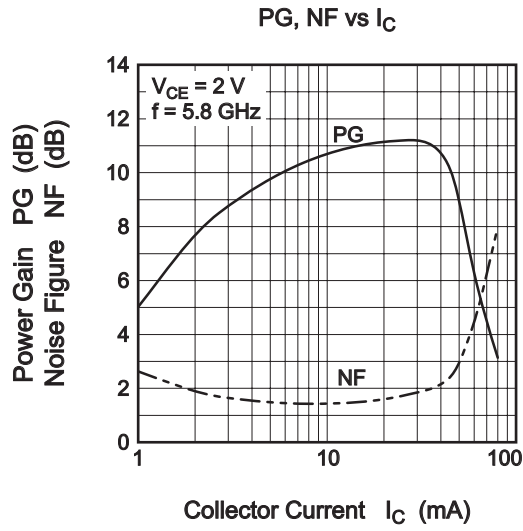
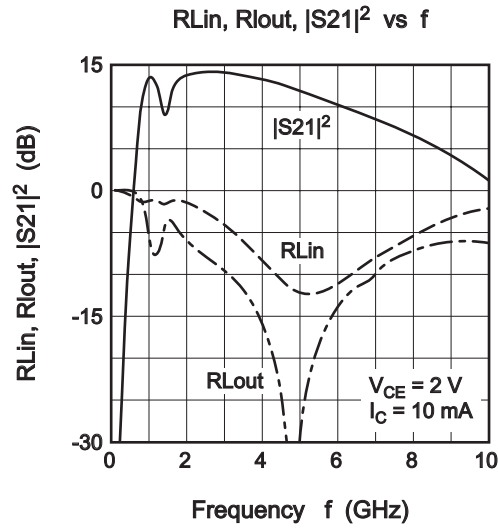
RQG1003 5.8 GHz Evaluation Board

Evaluation Board Pattern Layout

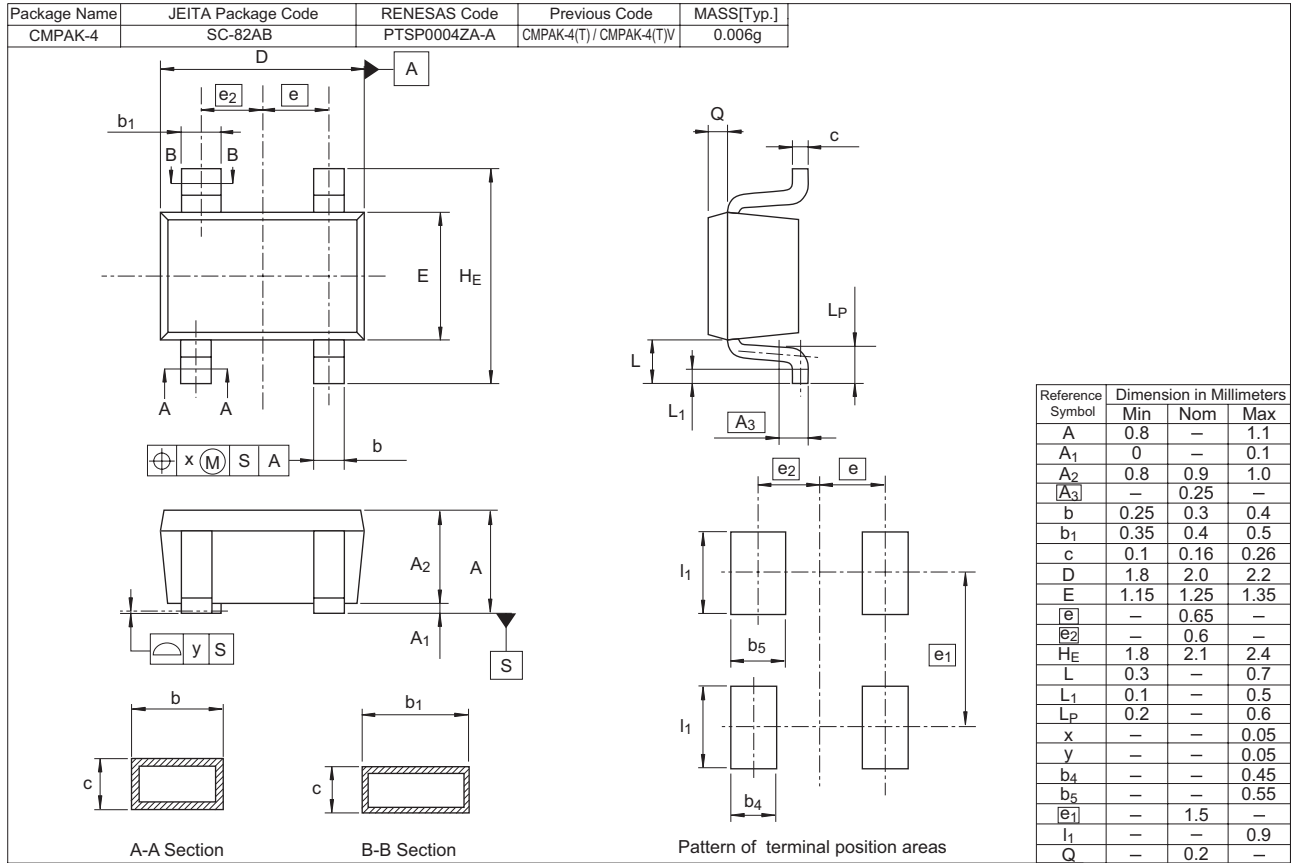


Circuit





Package Dimensions



Ordering Information

Part No.	Quantity	Shipping Container
RQG1003UQ-TL-E	3000 pcs	φ178 mm reel, 8 mm emboss taping

Note: For some grades, production may be terminated. Please contact the Renesas sales office to check the state of production before ordering the product.

Notes:

1. This document is provided for reference purposes only so that Renesas customers may select the appropriate Renesas products for their use. Renesas neither makes warranties or representations with respect to the accuracy or completeness of the information contained in this document nor grants any license to any intellectual property rights or any other rights of Renesas or any third party with respect to the information in this document.
2. Renesas shall have no liability for damages or infringement of any intellectual property or other rights arising out of the use of any information in this document, including, but not limited to, product data, diagrams, charts, programs, algorithms, and application circuit examples.
3. You should not use the products or the technology described in this document for the purpose of military applications such as the development of weapons of mass destruction or for the purpose of any other military use. When exporting the products or technology described herein, you should follow the applicable export control laws and regulations, and procedures required by such laws and regulations.
4. All information included in this document such as product data, diagrams, charts, programs, algorithms, and application circuit examples, is current as of the date this document is issued. Such information, however, is subject to change without any prior notice. Before purchasing or using any Renesas products listed in this document, please confirm the latest product information with a Renesas sales office. Also, please pay regular and careful attention to additional and different information to be disclosed by Renesas such as that disclosed through our website. (<http://www.renesas.com>)
5. Renesas has used reasonable care in compiling the information included in this document, but Renesas assumes no liability whatsoever for any damages incurred as a result of errors or omissions in the information included in this document.
6. When using or otherwise relying on the information in this document, you should evaluate the information in light of the total system before deciding about the applicability of such information to the intended application. Renesas makes no representations, warranties or guarantees regarding the suitability of its products for any particular application and specifically disclaims any liability arising out of the application and use of the information in this document or Renesas products.
7. With the exception of products specified by Renesas as suitable for automobile applications, Renesas products are not designed, manufactured or tested for applications or otherwise in systems the failure or malfunction of which may cause a direct threat to human life or create a risk of human injury or which require especially high quality and reliability such as safety systems, or equipment or systems for transportation and traffic, healthcare, combustion control, aerospace and aeronautics, nuclear power, or undersea communication transmission. If you are considering the use of our products for such purposes, please contact a Renesas sales office beforehand. Renesas shall have no liability for damages arising out of the uses set forth above.
8. Notwithstanding the preceding paragraph, you should not use Renesas products for the purposes listed below:
 - (1) artificial life support devices or systems
 - (2) surgical implantations
 - (3) healthcare intervention (e.g., excision, administration of medication, etc.)
 - (4) any other purposes that pose a direct threat to human lifeRenesas shall have no liability for damages arising out of the uses set forth in the above and purchasers who elect to use Renesas products in any of the foregoing applications shall indemnify and hold harmless Renesas Technology Corp., its affiliated companies and their officers, directors, and employees against any and all damages arising out of such applications.
9. You should use the products described herein within the range specified by Renesas, especially with respect to the maximum rating, operating supply voltage range, movement power voltage range, heat radiation characteristics, installation and other product characteristics. Renesas shall have no liability for malfunctions or damages arising out of the use of Renesas products beyond such specified ranges.
10. Although Renesas endeavors to improve the quality and reliability of its products, IC products have specific characteristics such as the occurrence of failure at a certain rate and malfunctions under certain use conditions. Please be sure to implement safety measures to guard against the possibility of physical injury, and injury or damage caused by fire in the event of the failure of a Renesas product, such as safety design for hardware and software including but not limited to redundancy, fire control and malfunction prevention, appropriate treatment for aging degradation or any other applicable measures. Among others, since the evaluation of microcomputer software alone is very difficult, please evaluate the safety of the final products or system manufactured by you.
11. In case Renesas products listed in this document are detached from the products to which the Renesas products are attached or affixed, the risk of accident such as swallowing by infants and small children is very high. You should implement safety measures so that Renesas products may not be easily detached from your products. Renesas shall have no liability for damages arising out of such detachment.
12. This document may not be reproduced or duplicated, in any form, in whole or in part, without prior written approval from Renesas.
13. Please contact a Renesas sales office if you have any questions regarding the information contained in this document, Renesas semiconductor products, or if you have any other inquiries.



RENESAS SALES OFFICES

<http://www.renesas.com>

Refer to "<http://www.renesas.com/en/network>" for the latest and detailed information.

Renesas Technology America, Inc.
450 Holger Way, San Jose, CA 95134-1368, U.S.A
Tel: <1> (408) 382-7500, Fax: <1> (408) 382-7501

Renesas Technology Europe Limited
Dukes Meadow, Millboard Road, Bourne End, Buckinghamshire, SL8 5FH, U.K.
Tel: <44> (1628) 585-100, Fax: <44> (1628) 585-900

Renesas Technology (Shanghai) Co., Ltd.
Unit 204, 205, AZIACenter, No.1233 Lujiazui Ring Rd, Pudong District, Shanghai, China 200120
Tel: <86> (21) 5877-1818, Fax: <86> (21) 6887-7898

Renesas Technology Hong Kong Ltd.
7th Floor, North Tower, World Finance Centre, Harbour City, 1 Canton Road, Tsimshatsui, Kowloon, Hong Kong
Tel: <852> 2265-6688, Fax: <852> 2730-6071

Renesas Technology Taiwan Co., Ltd.
10th Floor, No.99, Fushing North Road, Taipei, Taiwan
Tel: <886> (2) 2715-2888, Fax: <886> (2) 2713-2999

Renesas Technology Singapore Pte. Ltd.
1 Harbour Front Avenue, #06-10, Keppel Bay Tower, Singapore 098632
Tel: <65> 6213-0200, Fax: <65> 6278-8001

Renesas Technology Korea Co., Ltd.
Kukje Center Bldg. 18th Fl., 191, 2-ka, Hangang-ro, Yongsan-ku, Seoul 140-702, Korea
Tel: <82> (2) 796-3115, Fax: <82> (2) 796-2145

Renesas Technology Malaysia Sdn. Bhd
Unit 906, Block B, Menara Amcorp, Amcorp Trade Centre, No.18, Jalan Persiaran Barat, 46050 Petaling Jaya, Selangor Darul Ehsan, Malaysia
Tel: <603> 7955-9390, Fax: <603> 7955-9510