



SERIES 600 SWITCHES

SLIDE SWITCHES - MINIATURE

TACT SWITCHES

NAVIGATION SWITCHES

PUSHBUTTON SWITCHES

TOGGLE SWITCHES

ROCKER SWITCHES

SLIDE SWITCHES

SNAP-ACTION SWITCHES


DIP SWITCHES

KEYLOCK SWITCHES

ROTARY SWITCHES

DETECTOR SWITCHES

CAP OPTIONS



SPECIFICATIONS

Contact Rating:	Dependent upon contact material
Life Expectancy:	10,000 cycles typical
Contact Resistance:	10 mΩ max. typical @ 2-4 VDC 100mA for both silver and gold plated contacts
Insulation Resistance:	1,000MΩ min.
Dielectric Strength:	1,000 V rms at sea level
Operating Temperature:	-30°C to 85°C

FEATURES & BENEFITS

- ▶ Single & double pole options
- ▶ Multiple termination options
- ▶ Multiple actuator options
- ▶ Plastic switch body housing

APPLICATIONS/MARKETS

- ▶ Computer servers/peripherals
- ▶ Consumer electronics
- ▶ Instrumentation
- ▶ Test & measurement

MATERIALS

Housing:	Polybutylene terephthalate (PBT)
Cover:	Polybutylene terephthalate (PBT)
Actuator:	Polybutylene terephthalate (PBT)
Contact & Terminals:	Silver or gold plated copper alloy

HOW TO ORDER



▶ ▶ ▶ **Example Ordering Number**
600-SP1-S3-M1-R

Specifications subject to change without notice.

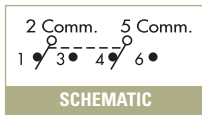
SPDT



Model No.	POS 1	POS 2	POS 3
SP-1	ON	NONE	ON
SP-3	ON	OFF	ON
Term. Comm.	2-1	OPEN	2-3

() = Momentary

DPDT



Model No.	POS 1	POS 2	POS 3
DP-1	ON	NONE	ON
DP-3	ON	OFF	ON
Term. Comm.	2-1,5-4	OPEN	2-3,5-6

() = Momentary



ACTUATOR OPTIONS

S1

RECESSED ACTUATOR



SPDT



DPDT



S2

EXTENDED ACTUATOR



SPDT



DPDT



S3

SIDE ACTUATOR



SPDT

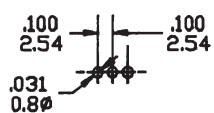


DPDT

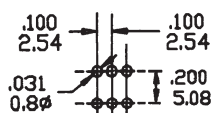


PC MOUNTING

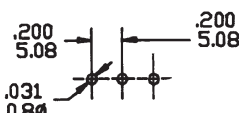
M1 SPDT



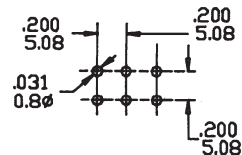
M2 DPDT



M3 SPDT



M4 DPDT



CONTACT MATERIAL OPTIONS

Q

Fixed Terminal:	Silver plated copper alloy
Moving Contact:	Silver plated copper alloy
Rating:	1 Amp with resistive load @ 30VDC

R

Fixed Terminal:	Copper alloy with gold plate over nickel plate
Moving Contact:	Copper alloy with gold plate over nickel plate
Rating:	0.4 Volt-Amps (VA) max. @ 20V max. (AC or DC)