



500R SERIES SLIDE SWITCH


ANTI-VANDAL SWITCHES
 DETECTOR SWITCHES
 DIP SWITCHES
 KEYLOCK SWITCHES
 NAVIGATION SWITCHES
 PUSHBUTTON SWITCHES
 ROCKER SWITCHES
SLIDE SWITCHES
 SLIDE SWITCHES
 SNAP ACTION SWITCHES
 TACTILE SWITCHES
 TOGGLE SWITCHES
 CAP OPTIONS



APPLICATIONS / MARKETS



Audio / Visual



Computer Peripherals



Consumer Electronics



Instrumentation



Telecommunication



Medical Equipment

RoHS

SPECIFICATIONS

Electrical Rating: 0.4VA Max. @ 20V (AC or DC max)
Life Expectancy: 40,000 Cycles
Contact Resistance: 50mΩ Max.
Insulation Resistance: 500 MΩ Min. at 250VDC
Dielectric Strength: 500VAC RMS at Sea Level
Operating Temperature: -20°C to 80°C
Operating Force:
 2-position: 200 gf +/- 100 gf
 3-position: 250 gf +/- 125gf
Travel:
 2-position: 1.9mm
 3-position: 0.95mm

FEATURES & BENEFITS

- Offers IP67 sealing protection
- up to 3-positions
- SPDT and DPDT options
- Gold contact

PART NUMBER CONFIGURATOR

Series	Function	Actuator	Terminal	Contact Material	Seal
<input type="text" value="5"/> <input type="text" value="0"/> <input type="text" value="0"/> <input type="text" value="R"/>	<input type="text" value="S"/> <input type="text" value="P"/> <input type="text" value="1"/>	<input type="text" value="S"/> <input type="text" value="1"/>	<input type="text" value="M"/> <input type="text" value="2"/>	<input type="text" value="R"/>	<input type="text" value="E"/>
500R	SP1 - On-None-On SP3 - On-Off-On DP1 - On-None-On DP3 - On-Off-On	S1 - 2.80mm high	M2 - PC thru-hole M6 - Right angle, PC thru-hole	R - Gold	E - Epoxy

Specifications subject to change without notice



E-SWITCH®

www.e-switch.com

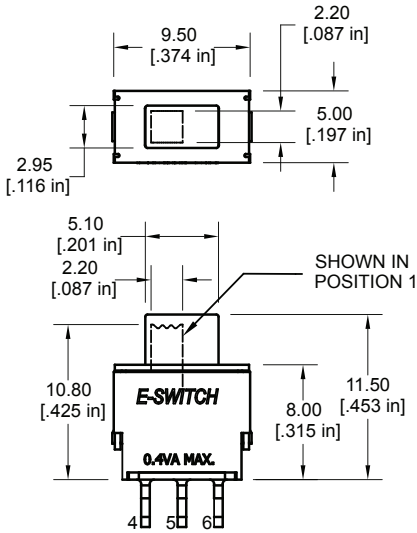
800.867.2717

2

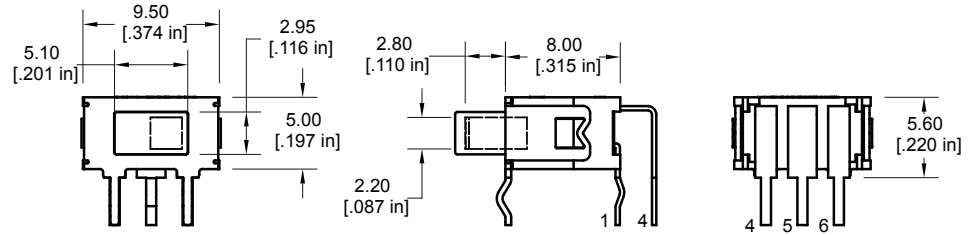
500R SERIES SLIDE SWITCH

BODY DIMENSIONS (DOUBLE POLE SHOWN)

VERTICAL

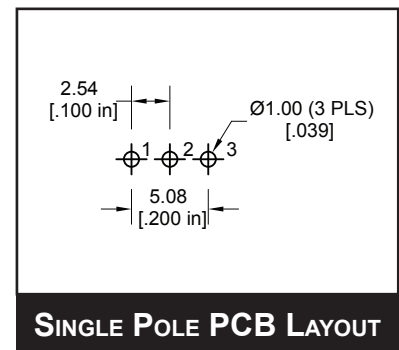
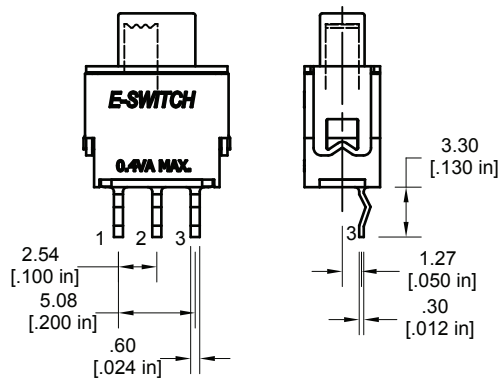


RIGHT ANGLE

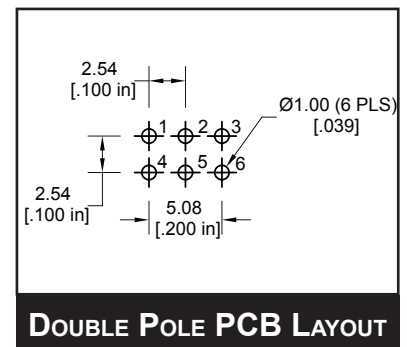
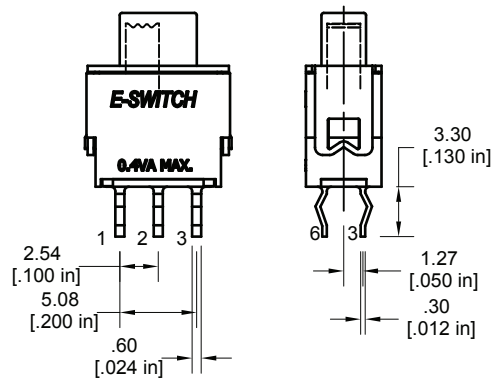


M2 TERMINATION

SINGLE POLE



DOUBLE POLE

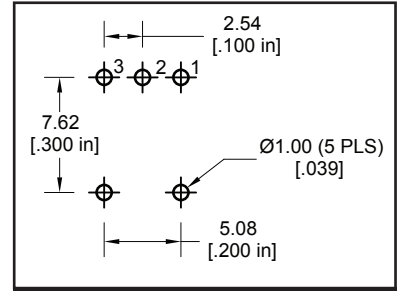
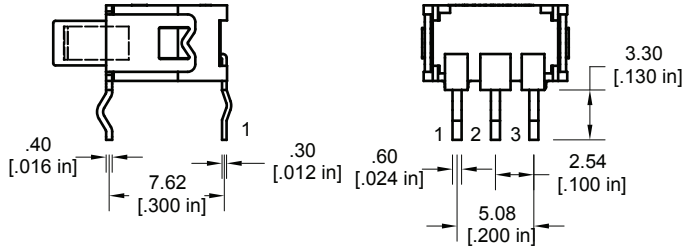


ANTI-VANDAL SWITCHES
DETECTOR SWITCHES
DIP SWITCHES
KEYLOCK SWITCHES
NAVIGATION SWITCHES
PUSHBUTTON SWITCHES
ROCKER SWITCHES
ROTARY SWITCHES
SLIDE SWITCHES
SNAP ACTION SWITCHES
TACTILE SWITCHES
TOGGLE SWITCHES
CAP OPTIONS

500R SERIES SLIDE SWITCH

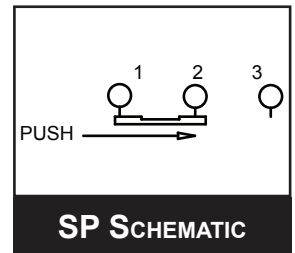
M6 TERMINATION

SINGLE POLE

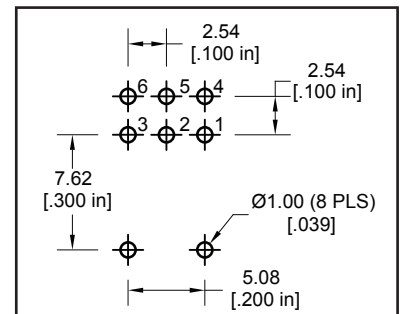
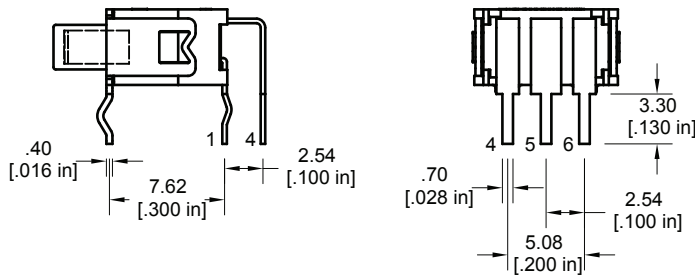


SINGLE POLE PCB LAYOUT

SWITCH FUNCTION			
	POS. 1	POS. 2	POS. 3
Model No.			
SP1	ON	NONE	ON
SP3	ON	OFF	ON
Term. Comm.	2-1	OPEN	2-3



DOUBLE POLE



DOUBLE POLE PCB LAYOUT

SWITCH FUNCTION			
	POS. 1	POS. 2	POS. 3
Model No.			
DP1	ON	NONE	ON
DP3	ON	OFF	ON
Term. Comm.	2-1, 5-4	OPEN	2-3, 5-6

