

High Frequency Ceramic Solutions

Preliminary

2.45GHz Low Profile Band Pass Filter

P/N 2450BP15N0100

Detail Specification: 06/30/09

Page 1 of 2

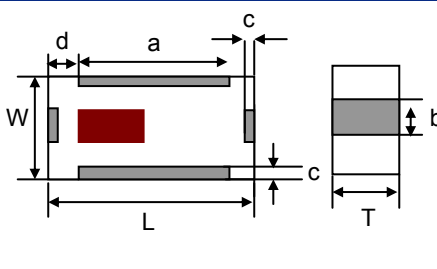
General Specifications

Part Number	2450BP15N0100	
Frequency (MHz)	2400 - 2500	
Insertion Loss	2.2 dB max.	
Return Loss	9.5 dB min.	
Attenuation (min.)	1200 - 1300MHz	25 dB
Attenuation (min.)	2000MHz	10 dB
Attenuation (min.)	3000MHz	12 dB
Attenuation (min.)	3400 - 3600MHz	26 dB
Attenuation (min.)	3600 - 3800MHz	30 dB
Attenuation (min.)	4800 - 5000MHz	34 dB

Input Power	500 mW max.
Impedance	50 Ω
Reel Quantity	4,000
Operating Temperature	-40 to +85°C
Storage Temperature	+5 to +35°C, Humidity 45-75%RH, 12 mos. max*

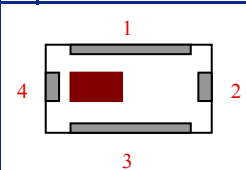
Mechanical Dimensions

	In	mm
L	0.079 ± 0.006	2.00 ± 0.15
W	0.049 ± 0.004	1.25 ± 0.10
T	0.037 ± 0.004	0.95 ± 0.10
a	0.051 ± 0.006	1.30 ± 0.15
b	0.012 ± 0.006	0.30 ± 0.15
c	0.010 ± 0.006	0.25 ± 0.15
g	0.014 ± 0.006	0.35 ± 0.15



Terminal Configuration

No.	Function
1	GND
2	OUT
3	GND
4	IN

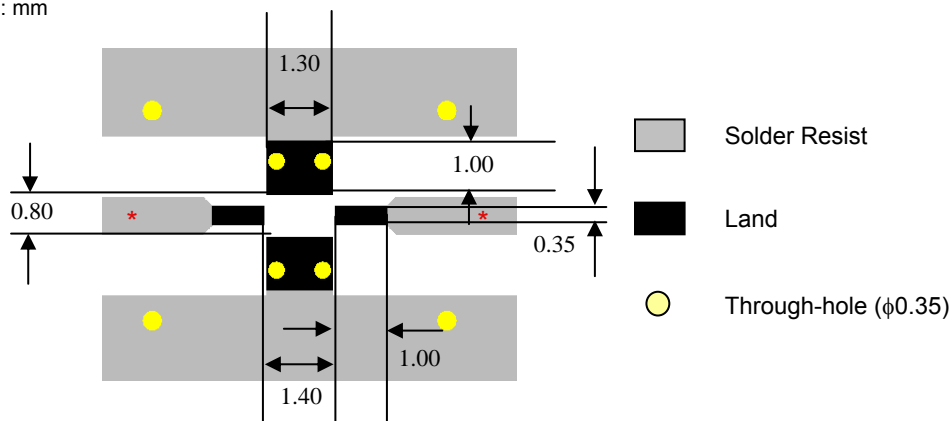


Mounting Considerations

Mount these devices with brown mark facing up.

* Line width should be designed to provide 50 Ω impedance matching characteristics.

Units: mm



Johanson Technology, Inc. reserves the right to make design changes without notice.

All sales are subject to Johanson Technology, Inc. terms and conditions.



www.johansontechnology.com

4001 Calle Tecate • Camarillo, CA 93012 • TEL 805.389.1166 FAX 805.389.1821

2009 Johanson Technology, Inc. All Rights Reserved

High Frequency Ceramic Solutions

Preliminary

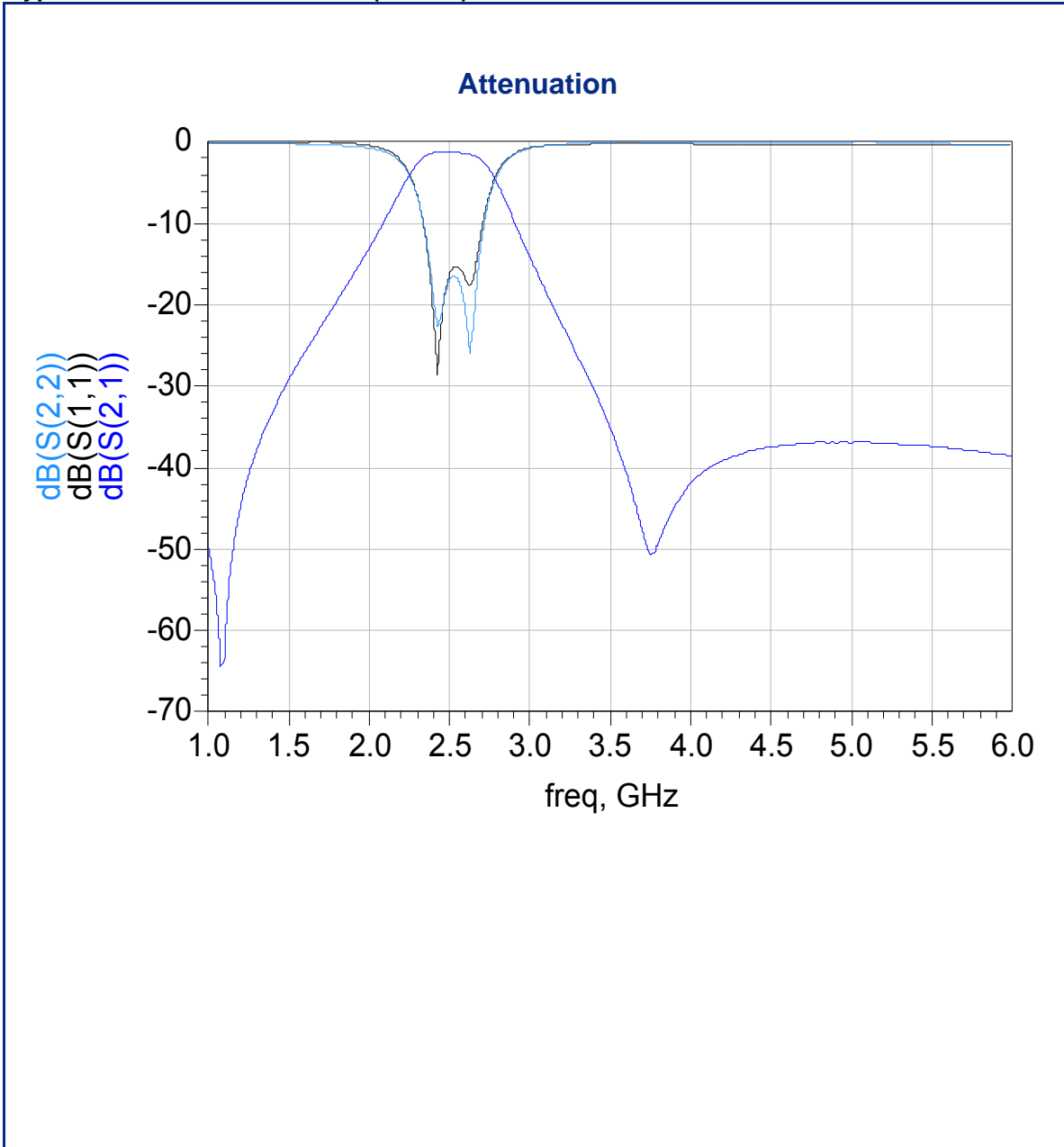
2.45GHz Low Profile Band Pass Filter

P/N 2450BP15N0100

Detail Specification: 06/30/09

Page 2 of 2

Typical Electrical Performance (T=25°C)



Johanson Technology, Inc. reserves the right to make design changes without notice.

All sales are subject to Johanson Technology, Inc. terms and conditions.



www.johansontechnology.com

4001 Calle Tecate • Camarillo, CA 93012 • TEL 805.389.1166 FAX 805.389.1821

2009 Johanson Technology, Inc. All Rights Reserved