

PLEASE CHECK WWW.MOLEX.COM FOR LATEST PART INFORMATION

Part Number: **0190120030**
Status: **Active**
Description: Avikrimp™ Piggyback Quick Disconnect, Tab 6.35mm (.250") by 0.81mm (.032"), 18-22 AWG, Red, Insulator, Tape

Documents:

[Drawing \(PDF\)](#) [RoHS Certificate of Compliance \(PDF\)](#)

Agency Certification

CSA LR18689
 UL E79133

General

Product Family Quick Disconnects
 Series [19012](#)
 Crimp Quality Equipment Yes
 Product Name Avikrimp™
 Type Quick Disconnect

Physical

Barrel Type Closed
 Flammability 94V-2
 Gender Female
 Glow-Wire Compliant No
 Insulation Nylon (PA)
 Lock to Mating Part No
 Orientation Straight
 Packaging Type Reel
 Polarized to Mating Part Yes
 Tab Thickness 0.81mm (.032")
 Tab Width 6.35mm (.250")
 Temperature Range - Operating 105°C
 Wire Insulation Diameter 2.79mm (.110") max.
 Wire Size AWG 18, 20, 22
 Wire Size mm² 0.35 - 0.80

Electrical

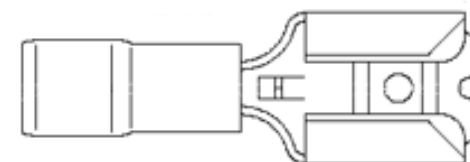
Voltage - Maximum 300V AC

Material Info

Old Part Number AA-8301T

Reference - Drawing Numbers

Sales Drawing SD-19012-001



Series

image - Reference only

EU RoHS

ELV and RoHS Compliant
REACH SVHC
 Not Reviewed
Halogen-Free Status
 Not Reviewed

China RoHS



Need more information on product environmental compliance?

Email productcompliance@molex.com
 For a multiple part number RoHS Certificate of Compliance, [click here](#)

Please visit the [Contact Us](#) section for any non-product compliance questions.

Search Parts in this Series

[19012Series](#)

Application Tooling | [FAQ](#)

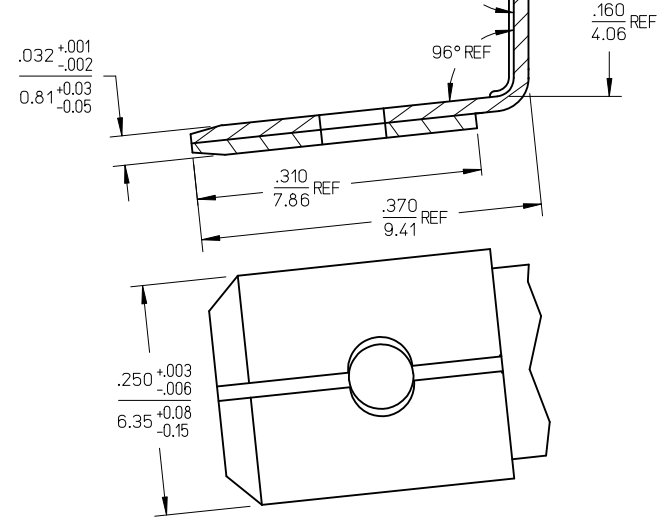
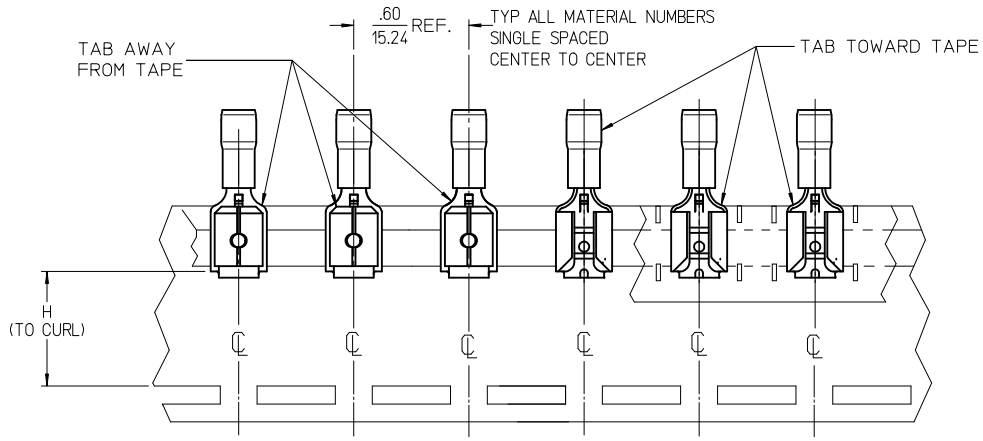
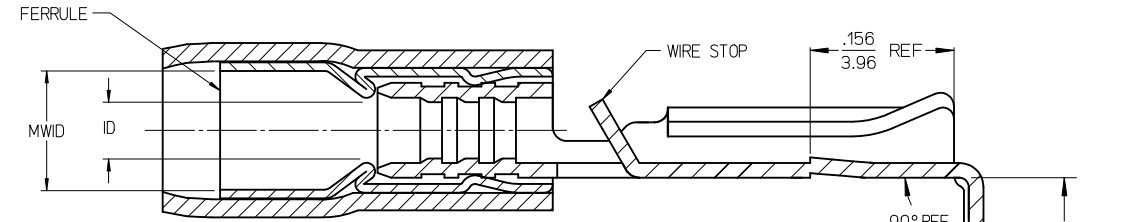
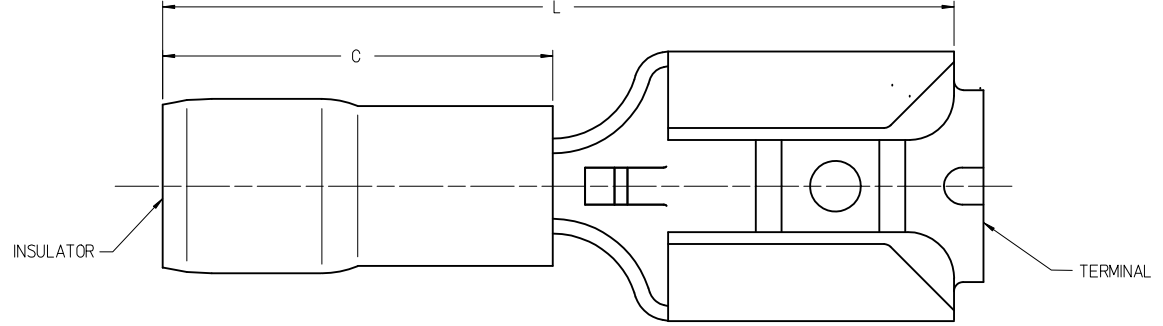
Tooling specifications and manuals are found by selecting the products below. Crimp Height Specifications are then contained in the Application Tooling Specification document.

Global

Description	Product #
Crimp Dies for MTA-105 Tape Applicator used in TM-2000™ Press, and ATP-301 Air Crimping Press for Mylar Tape Mounted Terminals	0198002150
Hand Crimp Tool	0640016400

PLEASE CHECK WWW.MOLEX.COM FOR LATEST PART INFORMATION

13	12	11	10	9	8	7	6	5	4	3	2	1
MATERIAL NO. LOOSE PC	ENGINEERING NO. LOOSE PC	MATERIAL NO. ON TAPE	ENGINEERING NO. ON TAPE	WIRE SIZE	INSULATOR COLOR	ID MIN REF	MWID	C MAX	L MAX	H NOMINAL	BARE TAB POSITION	
190120029	AA-8301	190120030	AA-8301T	22-18 AWG	RED	.058/1.47	.110/2.79	.420/10.67	.870/22.10	.54/13.7	AWAY FROM TAPE	
190120031	BB-8302	190120032	BB-8302T	16-14 AWG	BLUE	.079/2.00	.140/3.56	.420/10.67	.870/22.10	.54/13.7	AWAY FROM TAPE	
190120033	C-8303	190120034	C-8303T	12-10 AWG	YELLOW	.136/3.45	.225/5.71	.580/14.73	1.030/26.16	.57/14.4	TOWARD TAPE	



PARTS ON TAPE
(SCALE 2:1)

- NOTES:
1. TERMINAL MATERIAL: BRASS
 2. TERMINAL FINISH: TIN PLATED
 3. INSULATOR MATERIAL: NYLON
 4. FERRULE MATERIAL: COPPER ALLOY (F)
 5. FERRULE FINISH: TIN PLATED
 6. MWID = MAXIMUM WIRE INSULATION DIAMETER.
 7. ASSEMBLY IS ROHS COMPLIANT.

FERRULE MATERIAL DESCR	QUALITY SYMBOLS
EC NO: MNA2009-0510	▽=0
DRW:WETHRODAHL 2010/01/04	▽=0
CHKD:JMACNEIL 2010/01/05	
APPR:JMACNEIL 2010/01/05	
REV	DESCRIPTION

GENERAL TOLERANCES (UNLESS SPECIFIED)	
4 PLACES ± ---	± ---
3 PLACES ± ---	± .005
2 PLACES ± 0.13	± .01
1 PLACE ± 0.25	± ---
ANGULAR ± 5 °	
DRAFT WHERE APPLICABLE MUST REMAIN WITHIN DIMENSIONS	

DIMENSION STYLE	
IN/MM	
DRAWN BY	DATE
JH	1996/03/19
CHECKED BY	DATE
RWD	1996/03/19
APPROVED BY	DATE
RWD	1996/03/19
MATERIAL NO.	DOCUMENT NO.
SEE CHART	SD-19012-001
SIZE	THIS DRAWING CONTAINS INFORMATION THAT IS PROPRIETARY TO MOLEX INCORPORATED AND SHOULD NOT BE USED WITHOUT WRITTEN PERMISSION

SCALE	DESIGN UNITS	THIRD ANGLE PROJECTION
---	INCH	☉
TITLE		
PIGGYBACK QD, .250 X .032 TAB, AVIKRIMP		
MOLEX MOLEX INCORPORATED		
MATERIAL NO.		SHEET NO.
SD-19012-001		1 OF 1