

PLEASE CHECK WWW.MOLEX.COM FOR LATEST PART INFORMATION

Part Number: [0878742003](#)

Status: **Active**

Overview: EXTreme LPHPower™

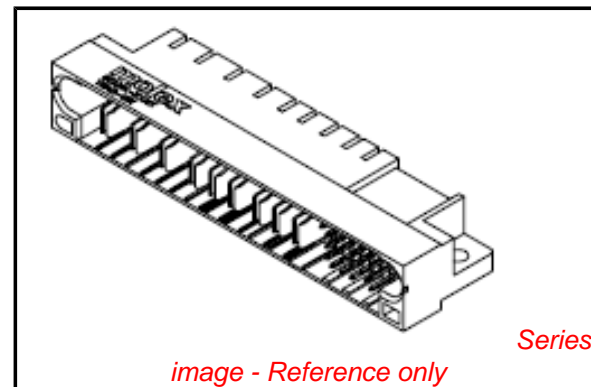
Description: 7.62mm (.300"), 6.35mm (.250"), 5.08mm (.200") Pitch Power, 2.54mm (.100") Pitch Signal, EXTreme PowerPlus™ P-S Header, Through Hole, Right Angle, Screw Mount, 33 Circuits, Power Alpha 9, Signal 24, Recessed Signal Pins A1-A5, B2-B6, C2-C6, D1-D6, Lead-fre

Documents:

[Drawing \(PDF\)](#)

[Product Specification PS-87805-006 \(PDF\)](#)

[RoHS Certificate of Compliance \(PDF\)](#)



General

Product Family	PCB Headers
Series	87874
Application	Board-to-Board
Comments	Recessed Signal Pin Locations at: A1-A5, B2-B6, C2-C6, D1-D6No Void Pins
Overview	<u>EXTreme LPHPower™</u>
Product Name	EXTreme PowerPlus™

Physical

Breakaway	No
Circuits (Loaded)	33
Circuits Detail	Power Alpha 9 Signal 24
Color - Resin	Black
Durability (mating cycles max)	100
First Mate / Last Break	Yes
Glow-Wire Compliant	No
Guide to Mating Part	Yes
Keying to Mating Part	Yes
Material - Metal	Copper Alloy
Material - Plating Mating	Gold
Material - Plating Termination	Tin
Material - Resin	High Temperature Thermoplastic
Number of Rows	4
Orientation	Right Angle
PC Tail Length (in)	0.135 In
PC Tail Length (mm)	3.43 mm
PCB Locator	No
PCB Retention	Yes
Packaging Type	Tray
Pitch - Mating Interface (in)	0.100 In, 0.200 In, 0.250 In, 0.300 In
Pitch - Mating Interface (mm)	2.54 mm, 5.08 mm, 6.35 mm, 7.62 mm
Plating min: Mating (µin)	30
Plating min: Mating (µm)	0.76
Plating min: Termination (µin)	100
Plating min: Termination (µm)	2.54
Polarized to Mating Part	Yes
Polarized to PCB	Yes
Shrouded	Fully
Stackable	No
Temperature Range - Operating	-20°C to +105°C
Termination Interface: Style	Through Hole

Electrical

EU RoHS

ELV and RoHS Compliant
REACH SVHC Contains SVHC: No
Halogen-Free Status
Not Reviewed

China RoHS



Need more information on product environmental compliance?

Email productcompliance@molex.com
For a multiple part number RoHS Certificate of Compliance, [click here](#)

Please visit the [Contact Us](#) section for any non-product compliance questions.

Search Parts in this Series

87874Series

Mates With

KK® PCB Receptacles like 4455. SL™ IDT Housings like 70430. KK® IDT Housings like 7720 and 70400a. C-Grid® PCB Receptacles like 90147 and 90148

Current - Maximum per Contact	2.5A, 30A
Voltage - Maximum	250V (RMS)

Solder Process Data

Duration at Max. Process Temperature (seconds)	10
Lead-free Process Capability	SMC & Wave Capable (TH only)
Max. Cycles at Max. Process Temperature	3
Process Temperature max. C	260

Material Info

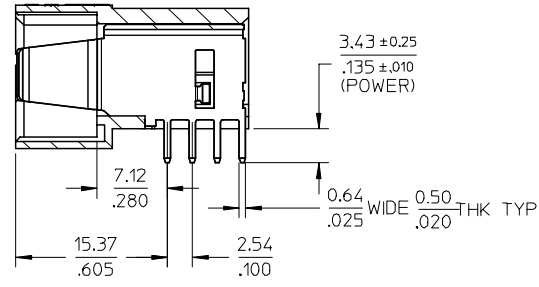
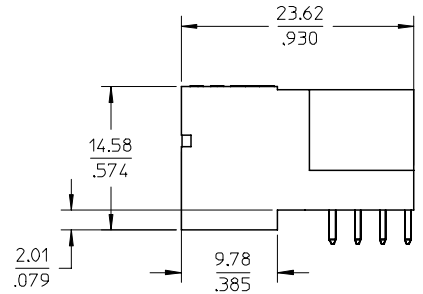
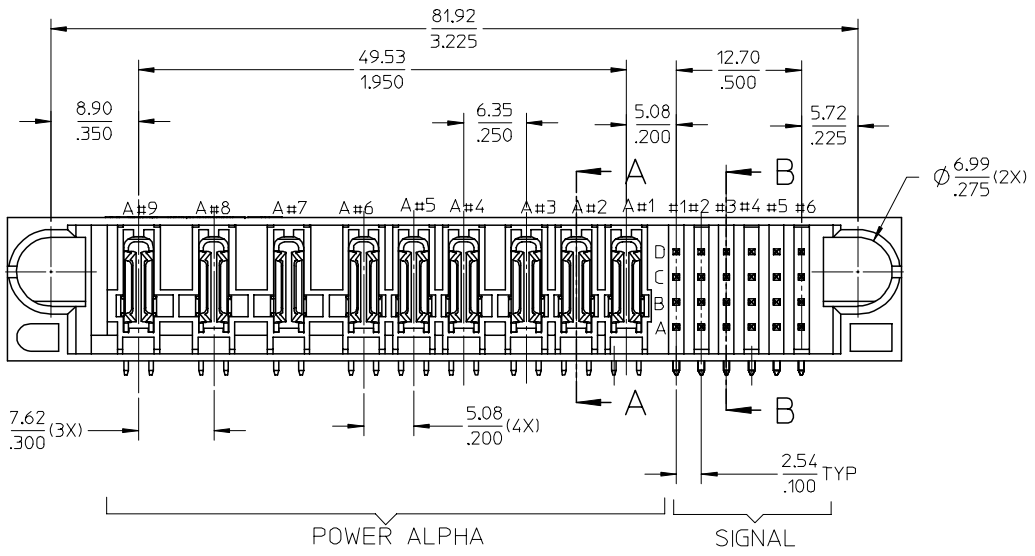
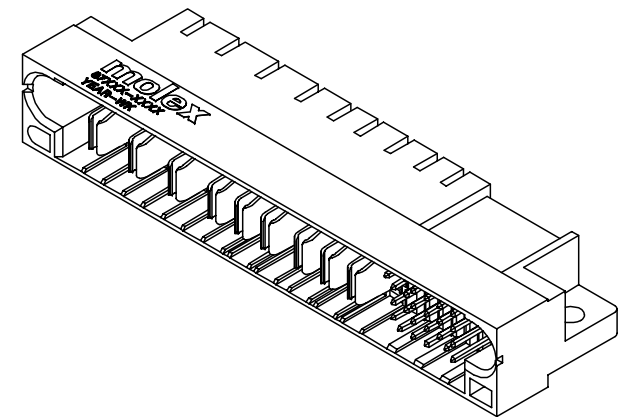
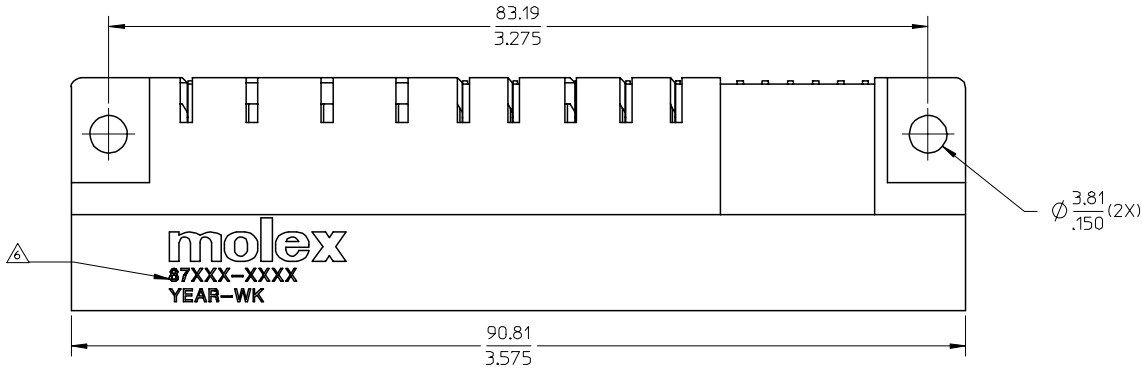
Reference - Drawing Numbers

Product Specification	PS-87805-006
Sales Drawing	SD-87874-010

This document was generated on 04/21/2010

PLEASE CHECK WWW.MOLEX.COM FOR LATEST PART INFORMATION

10 9 8 7 6 5 4 3 2 1



SECTION A-A

PDR#S-001553-00-00	2007/03/29	2007/03/30
EC NO: S2007-0840	2007/03/29	2007/03/30
DRWN:GEMENARLY	CHKD:SKANG	APPR:MLONG
B2	REV	DESCRIPTION

QUALITY SYMBOLS	▽=0
	∇=0

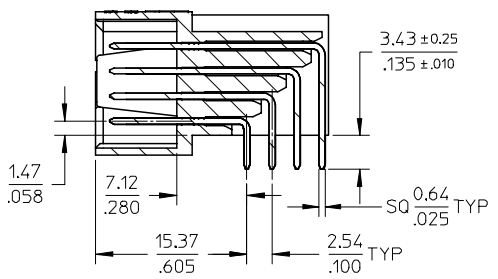
GENERAL TOLERANCES (UNLESS SPECIFIED)	mm	INCH
4 PLACES	± ---	± ---
3 PLACES	± ---	± .010
2 PLACES	± 0.25	± ---
1 PLACE	± ---	± ---
ANGULAR ± 3 °		
DRAFT WHERE APPLICABLE MUST REMAIN WITHIN DIMENSIONS		

DIMENSION STYLE		MM/IN
DRAWN BY	DATE	TITLE
BHLOW	2004/07/16	HEADER, 5.08MM P-S CONFIG., MULTI CTRS. R/A, T/H, S/M
CHECKED BY	DATE	
KCLING	2004/08/16	MOLEX INCORPORATED
APPROVED BY	DATE	
SCLOW	2004/08/16	SD-87874-010
MATERIAL NO.		DOCUMENT NO.
SEE TABLE		SHEET NO.
SIZE A3		1 OF 2

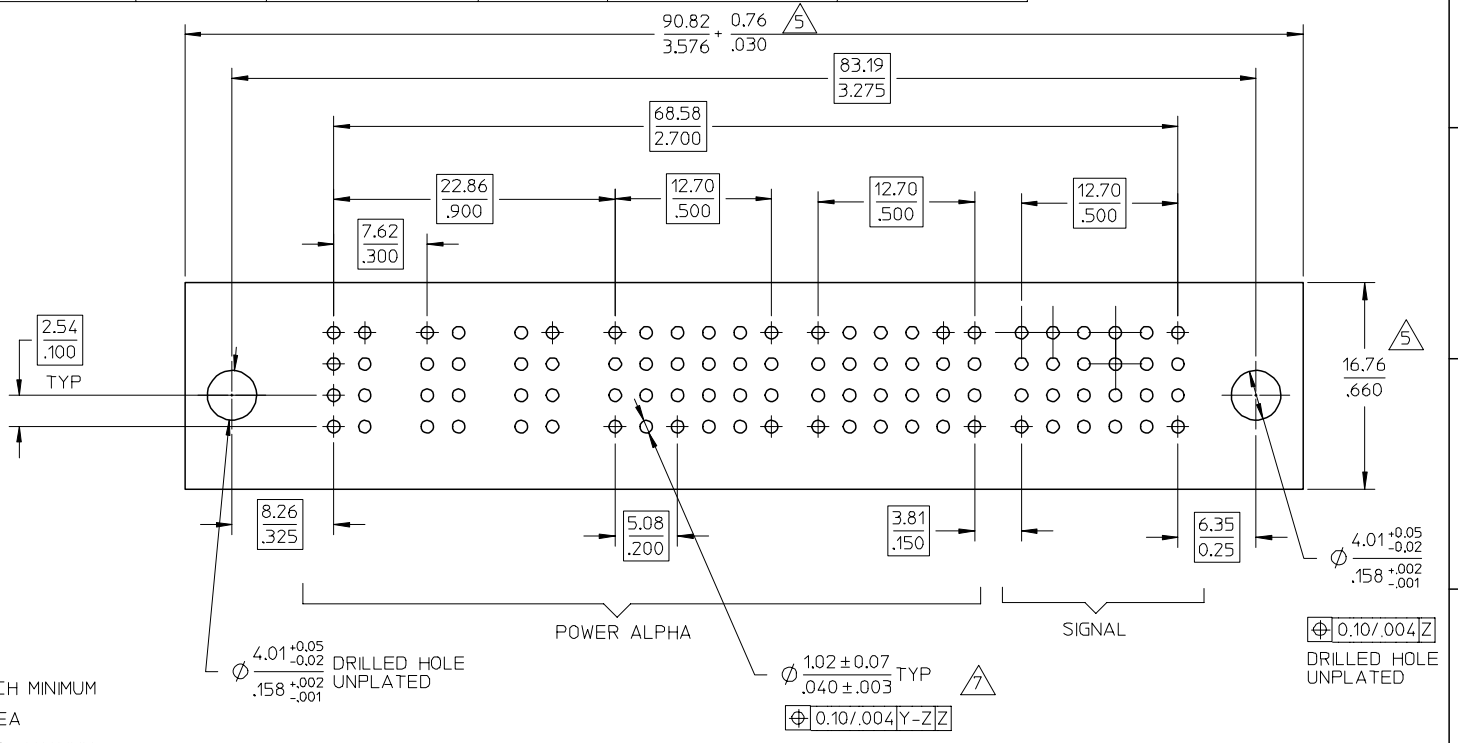
SCALE	DESIGN UNITS	THIRD ANGLE PROJECTION
NTS	METRIC	
MOLEX INCORPORATED		
SD-87874-010		
SHEET NO. 1 OF 2		

9 8 7 6 5 4 3 2 1

PART NUMBER	S-P CONFIGURATION		STD SIGNAL PIN LENGTH	RECESSED SIGNAL PIN		VOID PIN LOCATION	PLATING OPTION	PACKAGING
	POWER ALPHA	SIGNAL		LENGTH	LOCATION			
87874-2001	9	24	6.86/270	5.59/220	A1,A5,B1,B2, C1,C2,D2	NIL	TIN	TRAY
87874-2002					B3			
87874-2003					A1-A5, B2-B6 C2-C6, D1-D6			
87874-2004					A5,B5,B6,C5,C6 D2,D6			



SECTION B-B



- NOTES:
- MATERIALS: HOUSING TEMPERATURE, LCP
GLASS FILLED, UL94V-0, COLOUR: BLACK
POWER PINS - COPPER ALLOY
SIGNAL PINS - COPPER ALLOY
BOARDLOCK - COPPER ALLOY
 - FINISHES: POWER & SIGNAL PINS:
SELECTIVE GOLD IN CONTACT AREA.
THICKNESS= 0.76 MICROMETER/ 30 MICROINCH MINIMUM
SELECTIVE TIN ALLOY IN THE PC TAIL AREA
THICKNESS= 2.54 MICROMETER/100 MICROINCH MINIMUM
NICKEL OVERALL.
 - PRODUCT SPECIFICATION: PS-87805-006.
 - SEE SHEET 2 FOR RECOMMENDED PCB LAYOUT AND THICKNESS.
5. COMPONENT STAY AWAY ZONE FROM CONNECTOR.
6. MANUFACTURER LOGO, PART NUMBER AND YEAR-WEEK CODE.
7. PCB NOTE FOR DIAMETER 1.02/.040 PLATED HOLE.
- DRILLED HOLE SIZE IS 1.151/.0453.
- PLATED WITH 0.007/.0003 MINIMUM TIN OVER 0.03/.001
TO 0.08/.003 COPPER PLATING TO ACHIEVE 1.02±0.08/.040±0.003 HOLE.

PDR#S-001553-00-00 EC NO: S2007-0840 DRWG:GEMENARLY 2007/03/29 CHKD:SKANG 2007/03/29 APPR:MLONG 2007/03/30	QUALITY SYMBOLS ▽=0 ▽=0	GENERAL TOLERANCES (UNLESS SPECIFIED)		DIMENSION STYLE		SCALE	DESIGN UNITS	THIRD ANGLE PROJECTION		
				MM/IN		NTS	METRIC			
		4 PLACES	± ---	± ---	DRAWN BY	DATE	TITLE			
		3 PLACES	± ---	± .010	BHLOW	2004/07/16	HEADER, 5.08MM P-S CONFIG., MULTI CTRS. R/A, T/H, S/M			
2 PLACES	± 0.25	± ---	CHECKED BY	DATE						
1 PLACE	± ---	± ---	KCLING	2004/08/16	MOLEX INCORPORATED					
ANGULAR ± 3 °			APPROVED BY	DATE						
DRAFT WHERE APPLICABLE MUST REMAIN WITHIN DIMENSIONS			SCLOW	2004/08/16	MATERIAL NO.		DOCUMENT NO.	SHEET NO.		
			SEE TABLE		SD-87874-010		2 OF 2			
THIS DRAWING CONTAINS INFORMATION THAT IS PROPRIETARY TO MOLEX INCORPORATED AND SHOULD NOT BE USED WITHOUT WRITTEN PERMISSION										