

PLEASE CHECK WWW.MOLEX.COM FOR LATEST PART INFORMATION

Part Number: [0872633225](#)
Status: **Active**
Description: 2.00mm (.079") Pitch Milli-Grid™ Receptacle, Surface Mount, Bottom Entry, 0.76µm (30µ") Gold (Au) Selective, 32 Circuits, without Pick-and-Place Cap, Tube, Leadfree

Documents:

[3D Model](#)
[Drawing \(PDF\)](#)

[RoHS Certificate of Compliance \(PDF\)](#)

Agency Certification

CSA LR19980
 UL E29179

General

Product Family PCB Receptacles
 Series [87263](#)
 Application Board-to-Board
 Product Literature Order No 987650-1991
 Product Name Milli-Grid™

Physical

Circuits (Loaded) 32
 Color - Resin Black
 Durability (mating cycles max) 25
 Flammability 94V-0
 Glow-Wire Compliant No
 Lock to Mating Part None
 Material - Plating Mating Gold
 Material - Plating Termination Tin
 Material - Resin High Temperature Thermoplastic
 Number of Rows 2
 Orientation Bottom Entry
 PCB Locator Yes
 PCB Retention None
 Packaging Type Tube
 Pitch - Mating Interface (in) 0.079 In
 Pitch - Mating Interface (mm) 2.00 mm
 Pitch - Term. Interface (in) 0.079 In
 Pitch - Term. Interface (mm) 2.00 mm
 Plating min: Mating (µin) 30.4
 Plating min: Mating (µm) 0.76
 Polarized to Mating Part No
 Polarized to PCB Yes
 Temperature Range - Operating -55°C to +105°C
 Termination Interface: Style Surface Mount

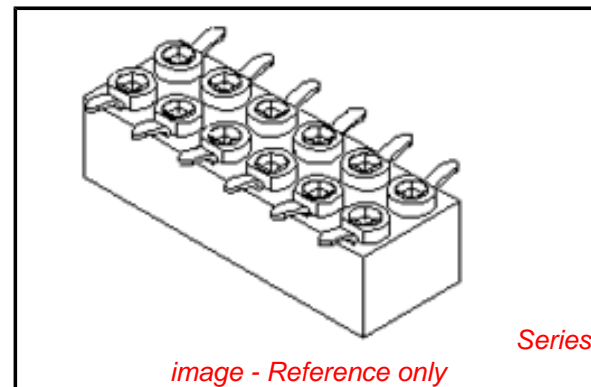
Electrical

Current - Maximum per Contact 1A
 Voltage - Maximum 125V

Solder Process Data

Duration at Max. Process Temperature (seconds) 14
 Lead-free Process Capability Reflow Capable (SMT only)
 Max. Cycles at Max. Process Temperature 1
 Process Temperature max. C 265

Material Info



EU RoHS

ELV and RoHS Compliant
REACH SVHC Contains SVHC: No
Halogen-Free Status

China RoHS



Not Reviewed

Need more information on product environmental compliance?

Email productcompliance@molex.com
 For a multiple part number RoHS Certificate of Compliance, [click here](#)

Please visit the [Contact Us](#) section for any non-product compliance questions.

Search Parts in this Series

[87263Series](#)

Mates With

[87759](#) Vertical, Surface Mount, Stackable PCB Headers, [87760](#) Right Angle, Through Hole, Stackable PCB Headers, [87758](#) Vertical, Through Hole, Stackable PCB Headers

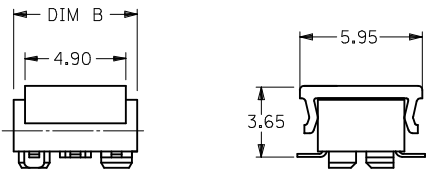
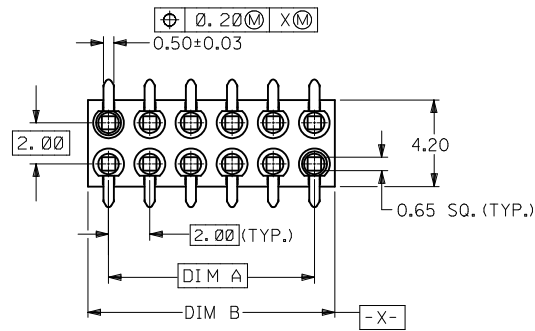
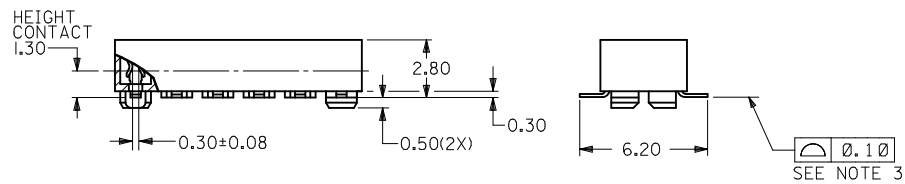
Reference - Drawing Numbers

Sales Drawing

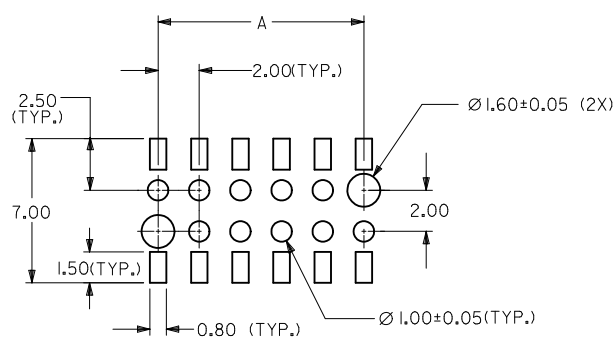
SD-87263-**2*

This document was generated on 04/27/2010

PLEASE CHECK WWW.MOLEX.COM FOR LATEST PART INFORMATION



PARTS TO BE PACK WITH CAP (12 CKT SHOWN)



RECOMMENDED SOLDER PAD DESIGN

PART NO. LEGEND

87263 - * * * *

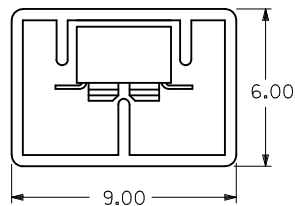
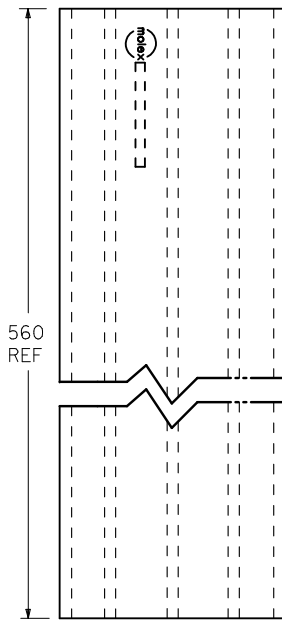
- CIRCUIT SIZE
- PLATING OPTION
 3 - 0.38um MIN. GOLD
 5 - 0.76um MIN. GOLD
 6 - (0.13-0.38)um GOLD FLASH
- PACKAGING
 0 - W/CAP IN TUBE (SEE SHEET 2)
 2 - W/O CAP IN TUBE (SEE SHEET 2)
 9 - W/CAP IN TAPE & REEL (SEE SHEET 3)

| CKT. SIZE | DIM. A | DIM. B |
|-----------|--------|--------|
| 4 | 2.00 | 4.00 |
| 6 | 4.00 | 6.00 |
| 8 | 6.00 | 8.00 |
| 10 | 8.00 | 10.00 |
| 12 | 10.00 | 12.00 |
| 14 | 12.00 | 14.00 |
| 16 | 14.00 | 16.00 |
| 18 | 16.00 | 18.00 |
| 20 | 18.00 | 20.00 |
| 22 | 20.00 | 22.00 |
| 24 | 22.00 | 24.00 |
| 26 | 24.00 | 26.00 |
| 28 | 26.00 | 28.00 |
| 30 | 28.00 | 30.00 |
| 32 | 30.00 | 32.00 |
| 34 | 32.00 | 34.00 |
| 36 | 34.00 | 36.00 |
| 38 | 36.00 | 38.00 |
| 40 | 38.00 | 40.00 |
| 42 | 40.00 | 42.00 |
| 44 | 42.00 | 44.00 |

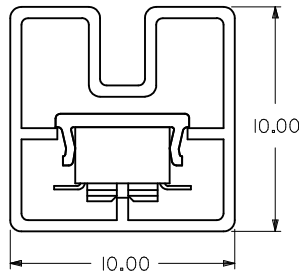
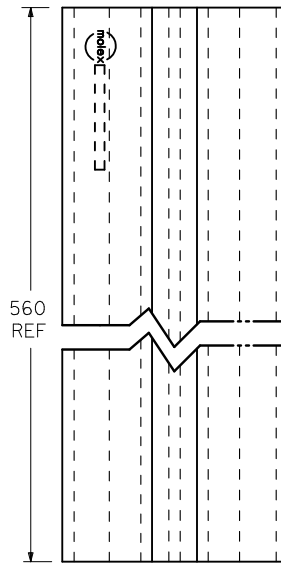
NOTES:

- FOR ILLUSTRATION PURPOSES, DRAWING SHOWS PART WITH 12 CIRCUIT SIZE.
- PLATING
 POST-PLATING - SELECTIVE GOLD (SEE LEGEND) AT CONTACT AREA, AND 1.27um MIN. SELECTIVE TIN AT SOLDER AREA BOTH OVER 1.27um MIN. NICKEL OVERALL.
- CO-PLANARITY OF P.C TAIL TO BE MEASURED BY RESTING THE PART ON A FLAT GAGE SURFACE.
- PRODUCT SPECIFICATION PS-87263 APPLIES.
- CAP : HIGH TEMPERATURE THERMOPLASTIC, UL RATED 94V-0, SUITABLE FOR SURFACE-MOUNT SOLDERING PROCESS. COLOR BLACK
- POSITION OF CAP TO BE CENTRAL WITH RESPECT TO DIMENSION "A"
- CONTACT FACTORY FOR DETAILS ON THIS PART NO.
- PARTS SHALL BE PACKED IN MOISTURE BARRIER BAG.

| | | | | | | | | | | | | |
|--------------------------------------------------------------------------------------------------------------------|--------------------|----------------------|--|---------------------------------------|--|-------------------------------------------------------------------------------------------------------------------------------|--|--------------------|--------------|----------------------------------------------------------------|--|--|
| ADD 32CKT T&R INFO EC NO: S2010-0732 DRWN:SKANG 2010/03/08 CHKD:ATSEE 2010/03/18 APPR:MLONG 2010/03/22 | DESCRIPTION REV | QUALITY SYMBOLS | | GENERAL TOLERANCES (UNLESS SPECIFIED) | | DIMENSION STYLE | | SCALE | DESIGN UNITS | THIRD ANGLE PROJECTION | | |
| | | ▽=0 □=0 | | mm INCH | | MM ONLY | | NTS | METRIC | ☉ □ | | |
| | | 4 PLACES ± --- ± --- | | DRAWN BY | | DATE | | TITLE | | MGRID, B/ENTRY RECEPT. 2.80MM HT. W/LOC. PEGS W/CAP, SMT | | |
| | | 3 PLACES ± --- ± --- | | JDK | | 1991/01/11 | | | | | | |
| 2 PLACES ± 0.20 ± --- | | CHECKED BY | | DATE | | | | MOLEX INCORPORATED | | | | |
| 1 PLACE ± --- ± --- | | MLA1 | | 1991/01/11 | | | | | | | | |
| ANGULAR ± 3 ° | | APPROVED BY | | DATE | | | | SD-87263-**2* | | | | |
| DRAFT WHERE APPLICABLE MUST REMAIN WITHIN DIMENSIONS | | MLONG | | 2010/03/19 | | | | | | | | |
| | | MATERIAL NO. | | SEE TABLE | | DOCUMENT NO. | | SHEET NO. | | | | |
| | | SIZE | | A3 | | THIS DRAWING CONTAINS INFORMATION THAT IS PROPRIETARY TO MOLEX INCORPORATED AND SHOULD NOT BE USED WITHOUT WRITTEN PERMISSION | | 1 OF 3 | | | | |



P/N 87263-**2*

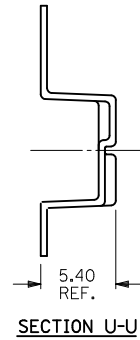
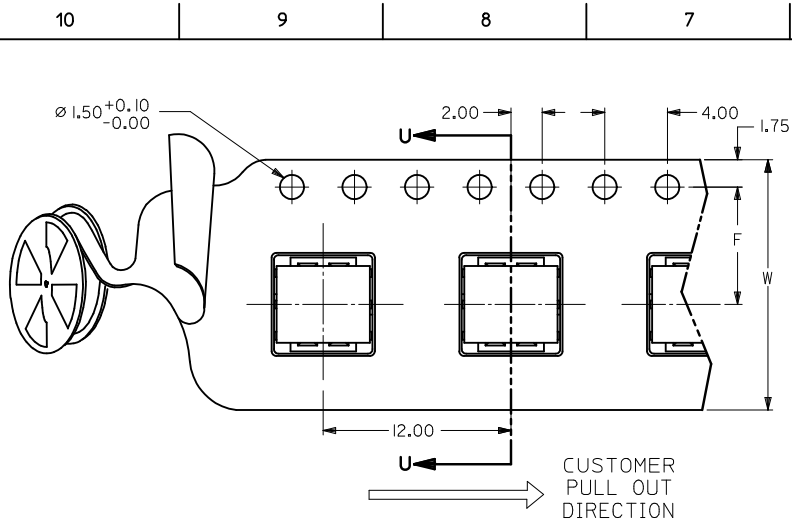


P/N 87263-**0*

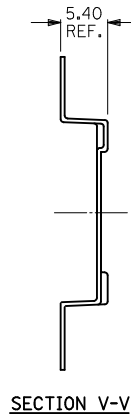
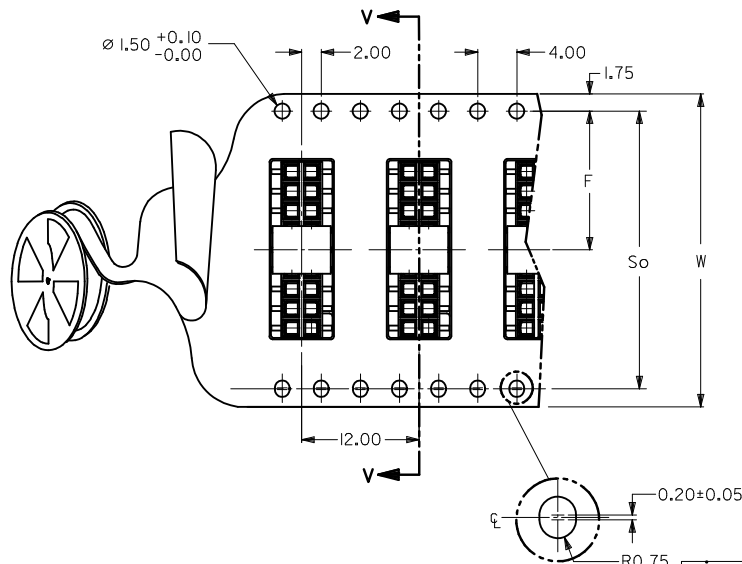
| CKT. SIZE | PART NO. FOR PARTS WITHOUT CAP | △ PART NO. FOR PARTS WITH CAP |
|-----------|--------------------------------|-------------------------------|
| 4 | 87263-042* | 87263-040* |
| 6 | 87263-062* | 87263-060* |
| 8 | 87263-082* | 87263-080* |
| 10 | 87263-102* | 87263-100* |
| 12 | 87263-122* | 87263-120* |
| 14 | 87263-142* | 87263-140* |
| 16 | 87263-162* | 87263-160* |
| 18 | 87263-182* | 87263-180* |
| 20 | 87263-202* | 87263-200* |
| 22 | 87263-222* | 87263-220* |
| 24 | 87263-242* | 87263-240* |
| 26 | 87263-262* | 87263-260* |
| 28 | 87263-282* | 87263-280* |
| 30 | 87263-302* | 87263-300* |
| 32 | 87263-322* | 87263-320* |
| 34 | 87263-342* | 87263-340* |
| 36 | 87263-362* | 87263-360* |
| 38 | 87263-382* | 87263-380* |
| 40 | 87263-402* | 87263-400* |
| 42 | 87263-422* | 87263-420* |
| 44 | △ 87263-442* | 87263-440* |

| | | |
|--------------------------------------------------------------------------------------------------------------------|-----------------|-------------|
| ADD 32CKT T&R INFO EC NO: S2010-0732 DRWN:SKANG 2010/03/08 CHKD:ATSEE 2010/03/18 APPR:MLONG 2010/03/22 | QUALITY SYMBOLS | DESCRIPTION |
| | ▼=0 | |
| | ⊕=0 | |
| | J4 | |

| | | | | |
|------------------------------------------------------|-----------------|-------------------------------------------------------------------------------------------------------------------------------|----------------------------------------------------------------|------------------------|
| GENERAL TOLERANCES (UNLESS SPECIFIED) | DIMENSION STYLE | SCALE | DESIGN UNITS | THIRD ANGLE PROJECTION |
| | MM ONLY | NTS | METRIC | |
| | mm INCH | | | |
| 4 PLACES ± --- ± --- | DRAWN BY | DATE | TITLE | |
| 3 PLACES ± --- ± --- | JDK | 1991/01/11 | MGRID, B/ENTRY RECEPT. 2.80MM HT. W/LOC. PEGS W/CAP, SMT | |
| 2 PLACES ± 0.20 ± --- | CHECKED BY | DATE | | |
| 1 PLACE ± --- ± --- | MLA1 | 1991/01/11 | | |
| ANGULAR ± 3 ° | APPROVED BY | DATE | | |
| | MLONG | 2010/03/19 | | |
| DRAFT WHERE APPLICABLE MUST REMAIN WITHIN DIMENSIONS | MATERIAL NO. | | DOCUMENT NO. | SHEET NO. |
| | SEE TABLE | | SD-87263-**2* | 2 OF 3 |
| | SIZE A3 | THIS DRAWING CONTAINS INFORMATION THAT IS PROPRIETARY TO MOLEX INCORPORATED AND SHOULD NOT BE USED WITHOUT WRITTEN PERMISSION | | |



PART NO. 87263-***9* (CKTS 04 TO 14)
SINGLE SPROCKET HOLE T/REEL - TYPE A

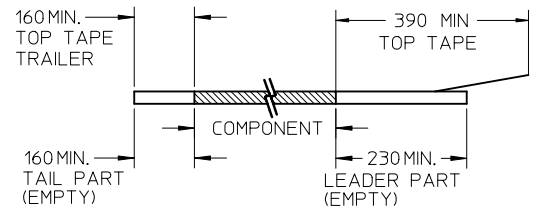


PART NO. 87263-***9* (CKTS 16 TO 40)
DOUBLE SPROCKET HOLE T/REEL - TYPE B

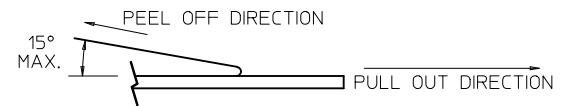
| △ PART NO. FOR PARTS IN T/REEL | CKT. SIZE | F | So | W | T/REEL TYPE |
|--------------------------------|-----------|------|------|----|-------------|
| 87263-049* | 4 | 11.5 | - | 24 | A |
| 87263-069* | 6 | 11.5 | - | 24 | |
| 87263-089* | 8 | 11.5 | - | 24 | |
| 87263-109* | 10 | 11.5 | - | 24 | |
| 87263-129* | 12 | 11.5 | - | 24 | |
| 87263-149* | 14 | 11.5 | - | 24 | |
| 87263-169* | 16 | 11.5 | - | 24 | |
| 87263-189* | 18 | 14.2 | 28.4 | 32 | |
| 87263-209* | 20 | 20.2 | 40.4 | 44 | B |
| 87263-229* | 22 | - | - | - | |
| 87263-249* | 24 | 20.2 | 40.4 | 44 | |
| 87263-269* | 26 | 20.2 | 40.4 | 44 | |
| 87263-289* | 28 | 20.2 | 40.4 | 44 | |
| 87263-309* | 30 | 20.2 | 40.4 | 44 | |
| 87263-329* | 32 | 26.2 | 52.4 | 56 | |
| 87263-349* | 34 | - | - | - | |
| 87263-369* | 36 | 26.2 | 52.4 | 56 | |
| 87263-389* | 38 | - | - | - | |
| 87263-409* | 40 | - | - | - | |

NOTES:

1. LEADER AND TRAILER TAPE



2. PEELING OFF FORCE OF THE TOP TAPE: 20-80gf.
(PEELING DIRECTION AS SHOWN IN FOLLOWING FIGURE)



- PACKAGING STANDARD IS AS PER EIA-481.
- TAPE & REEL QUANTITY = 1000PCS/REEL.
- THE TAPE IS TREATED FOR ANTI-STATIC.

| ADD 32CKT T&R INFO EC NO: S2010-0732 DRWN:SKANG 2010/03/08 CHKD:ATSEE 2010/03/18 APPR:MLONG 2010/03/22 | QUALITY SYMBOLS ▽=0 ◻=0 | GENERAL TOLERANCES (UNLESS SPECIFIED) | | DIMENSION STYLE MM ONLY | SCALE NTS | DESIGN UNITS METRIC | THIRD ANGLE PROJECTION | | | | | | | | | | | | | |
|-------------------------------------------------------------------------------------------------------------------------------|-------------------------------|------------------------------------------------------------------------------------------------------------------------------------------------------------------------------------------------------------------------------------------------------------------------------------------------------------------------------------------|--------------------|-----------------------------------|---------------------------------------|-------------------------------|------------------------|-------|----------|-------|-------|----------|--------|-------|---------|-------|-------|-----------------|--------------------|----------------------------------------------------------------------------------|
| | | <table border="1"> <thead> <tr> <th></th> <th>mm</th> <th>INCH</th> </tr> </thead> <tbody> <tr><td>4 PLACES</td><td>± ---</td><td>± ---</td></tr> <tr><td>3 PLACES</td><td>± ---</td><td>± ---</td></tr> <tr><td>2 PLACES</td><td>± 0.20</td><td>± ---</td></tr> <tr><td>1 PLACE</td><td>± ---</td><td>± ---</td></tr> </tbody> </table> | | mm | INCH | 4 PLACES | ± --- | ± --- | 3 PLACES | ± --- | ± --- | 2 PLACES | ± 0.20 | ± --- | 1 PLACE | ± --- | ± --- | DRAWN BY JDK | DATE 1991/01/11 | TITLE MGRID, B/ENTRY RECEPT. 2.80MM HT. W/LOC. PEGS W/CAP, SMT |
| | | | mm | INCH | | | | | | | | | | | | | | | | |
| | | 4 PLACES | ± --- | ± --- | | | | | | | | | | | | | | | | |
| 3 PLACES | ± --- | ± --- | | | | | | | | | | | | | | | | | | |
| 2 PLACES | ± 0.20 | ± --- | | | | | | | | | | | | | | | | | | |
| 1 PLACE | ± --- | ± --- | | | | | | | | | | | | | | | | | | |
| CHECKED BY MLAI | DATE 1991/01/11 | APPROVED BY MLONG | DATE 2010/03/19 | MATERIAL NO. SEE TABLE | DOCUMENT NO. SD-87263-***2* | SHEET NO. 3 OF 3 | | | | | | | | | | | | | | |
| DRAFT WHERE APPLICABLE MUST REMAIN WITHIN DIMENSIONS | SIZE A3 | THIS DRAWING CONTAINS INFORMATION THAT IS PROPRIETARY TO MOLEX INCORPORATED AND SHOULD NOT BE USED WITHOUT WRITTEN PERMISSION | | | | | | | | | | | | | | | | | | |