
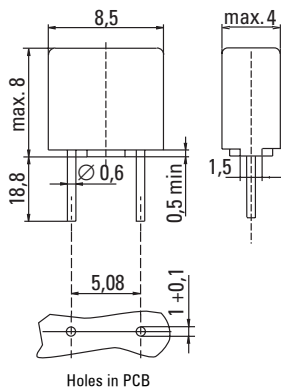


No. 391 / SP



Dimensions (mm)



Short Circuit Protector, 65 V Specifications

leadfree

For Short Circuit Protection of Sensitive Electronic Components and Assemblies

Time-Current Characteristic
Quick Acting (F)

Approvals
cULus Recognized

Operating Criteria
Maximum continuous current:
 $I_C \geq I_{operating} \max \times F_T$ quick acting

Maximum melting integral:
 $I^2t_{SP} < I^2t_{semiconductor}$ (warm)

Minimum fault current:
 $I_{Fault} \geq 3 \times I_C$

Maximum fault current:
 $I_{Fault} \leq 50A$ at 65VAC/DC

Features

- For worldwide applications
- Reduced PCB space requirements
- Highly defined cut-off times
- Irreversible physical separation
- Low internal resistance
- Flame resistant encapsulated casing

Packaging

000: Tape/Ampopack (1400 pcs.)

Materials

Base/Cap: Brown Thermoplastic
Polyamide PA 6.6, UL 94V0
Round Pins: Copper, Sn plated

Operating Temperature

-40 °C to +85 °C (consider de-rating)

Climatic Category

-40 °C/+85 °C/21 days (EN 60068-1,-2-1,-2-2,-78)

Stock Conditions

+10 °C to +60 °C
relative humidity $\leq 75\%$ yearly average,
without dew, maximum value for 30 days-95 %

Vibration Resistance

24 cycles at 15 min. each (EN 60068-6)
10 - 60 Hz at 0.75 mm amplitude
60 - 2000 Hz at 10 g acceleration

Lead Pull Strength

10 N (EN 60068-2-21)

Solderability

260 °C, ≤ 3 s (Wave)
350 °C, ≤ 3 s (Soldering Iron)

Soldering Heat Resistance

260 °C, 10 s (IEC 60068-2-20)

Marking

Ⓢ, Type

Unit Weight

0.60 g (approx.)



Permissible continuous operating current is $\leq 100\%$ at ambient temperature of 23 °C (73.4 °F).

Continous Current I_C	Type	Amp Code	Voltage Rating	Fault Current max.	Cold Resistance $0.1 \times I_C$ typ. (mΩ)	Power Dissipation $1.0 \times I_C$ max. (mW)	Melting Integral $10 \times I_C$ typ. (A ² s)	Approvals cULus
125 mA	SP 13	0125	65 V		3400	190	0.005	•
160 mA	SP 16	0160	65 V		2450	210	0.0095	•
200 mA	SP 20	0200	65 V		1750	240	0.019	•
250 mA	SP 25	0250	65 V		195	52	0.012	•
315 mA	SP 32	0315	65 V		155	65	0.018	•
400 mA	SP 40	0400	65 V		120	85	0.034	•
500 mA	SP 50	0500	65 V	50A/65 V AC/DC	95	105	0.057	•
630 mA	SP 63	0630	65 V	50-60Hz	75	135	0.095	•
800 mA	SP 80	0800	65 V	$\cos \phi = 1.0$	58	170	0.16	•
1.00 A	SP100	1100	65 V		46	220	0.27	•
1.25 A	SP125	1125	65 V		37	270	0.45	•
1.60 A	SP160	1160	65 V		29	350	0.77	•
2.00 A	SP200	1200	65 V		23	440	0.85	•
2.50 A	SP250	1250	65 V		18	550	2.2	•
3.15 A	SP315	1315	65 V		14	700	3.7	•
4.00 A	SP400	1400	65 V		12	900	6.5	•

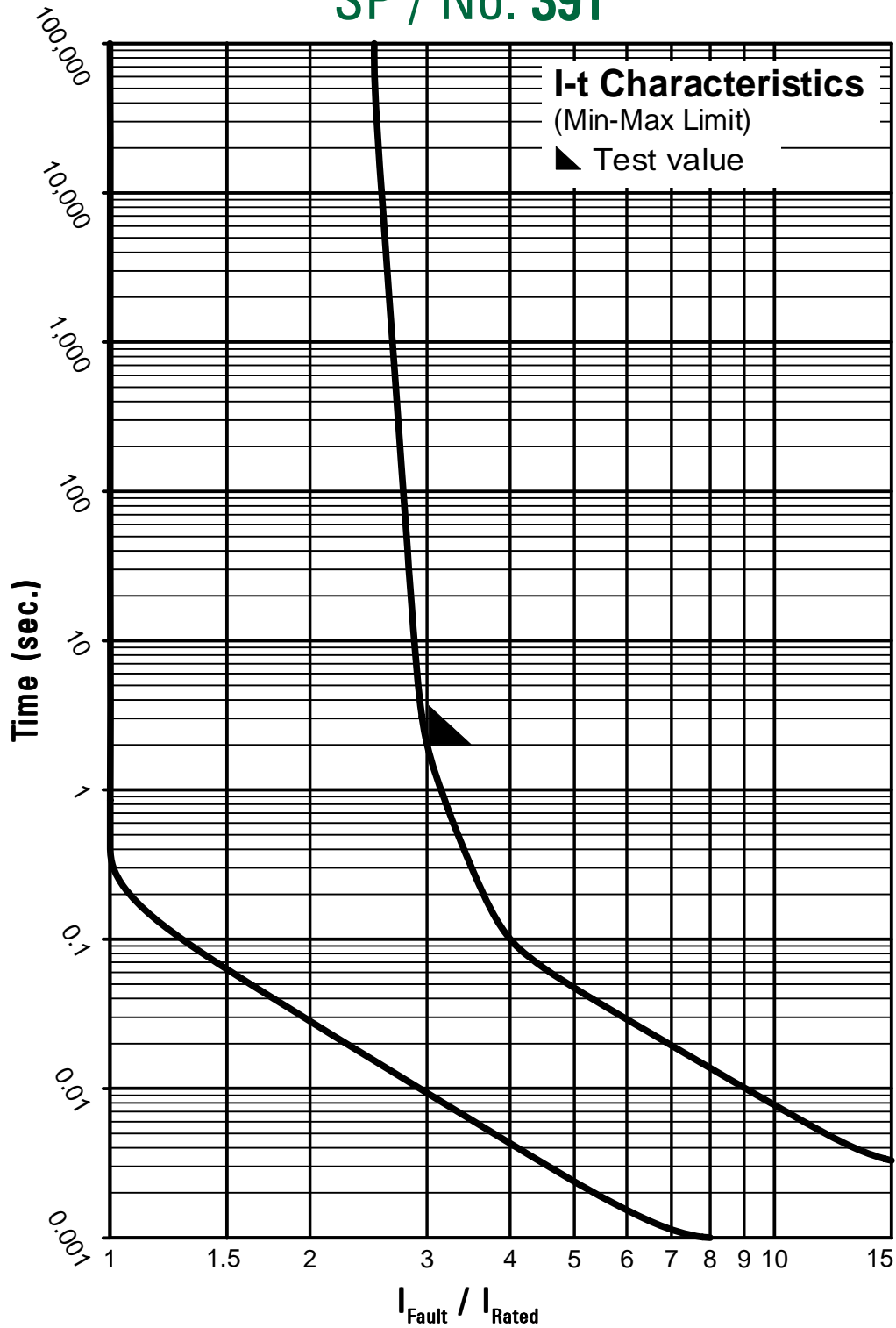
Note: 1.00 means the number one with two decimal places. 1,000 means the number one thousand.

Order Information

Qty.	Order-Number	Series	Amp Code	Packaging
		391		

Specifications are subject to change without notice

SP / No. 391



Contact Littelfuse for individual I-t curves