

Filter Add/Drop Module 100 GHz Spacing



Key Features

- Low insertion loss
- Exceptional reliability and environmental stability
- Low polarization dependent loss (PDL)
- Flat and wide passband
- High demux channel isolation
- Customizable with tap and multi-channel or band capabilities

Applications

- Access/enterprise networks
- Metro networks
- Long haul networks
- Denser channel plans (50 GHz when used in conjunction with an Optical Frequency Interleaver)
- Test bench/systems

Compliance

- Telcordia GR-1221

JDSU single channel add/drop modules are available for ITU channel spacings of 200, 100, and 50 GHz, as well as for bands of ITU channels.

Manufactured using laser welding technology, the integrated add/drop module components exceed Telcordia GR-1221 requirements. The modules, themselves, demonstrate low loss, temperature insensitivity, and reliable performance in any system application.

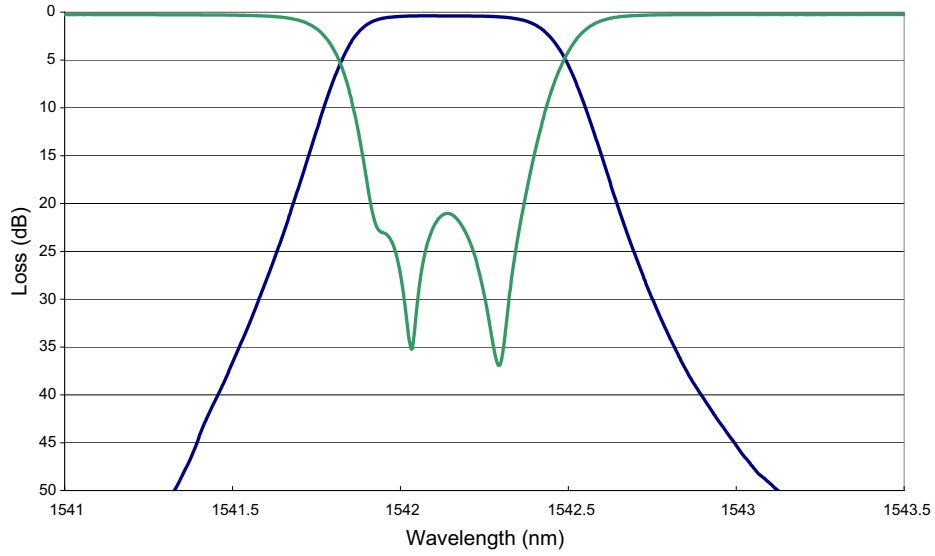
Fixed add/drop modules offer low-cost wavelength management solutions that are suitable for metro and access applications. Easily customizable, these devices are configured by number of channels for any customer-specific channel plan.

Packaging options include fiber type, connectors, footprint, and integration of taps and detectors for a complete dense wavelength division multiplexing (DWDM) solution.

Established volume capability and proven experience in customizing fiberoptic components and modules make JDSU the supplier of choice.

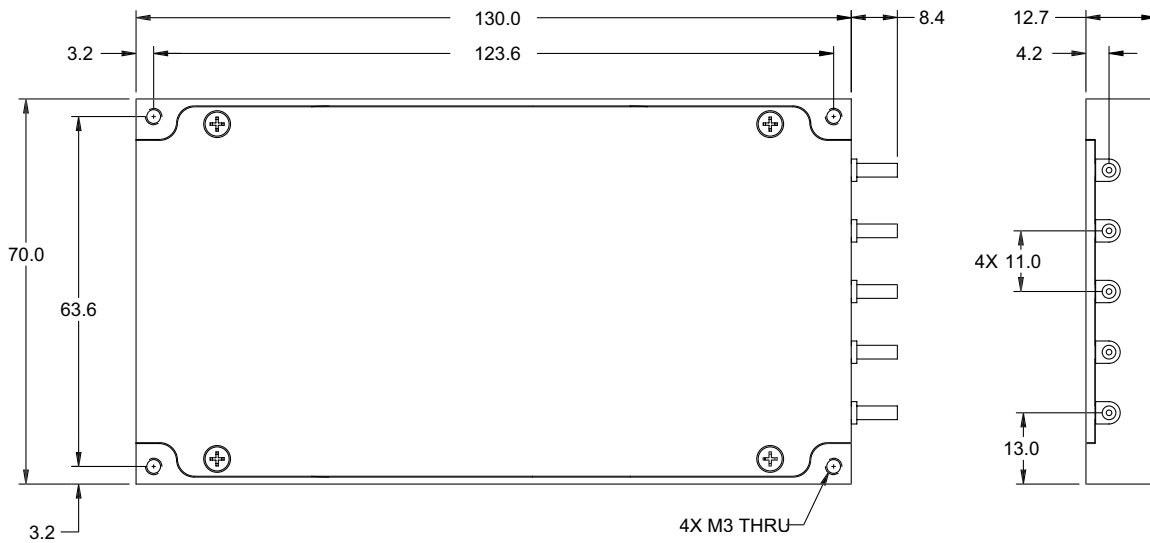
2

100 GHz Coupler Spectral Plot



Dimensions Diagram

(Specifications in mm unless otherwise noted.)



3

Specifications

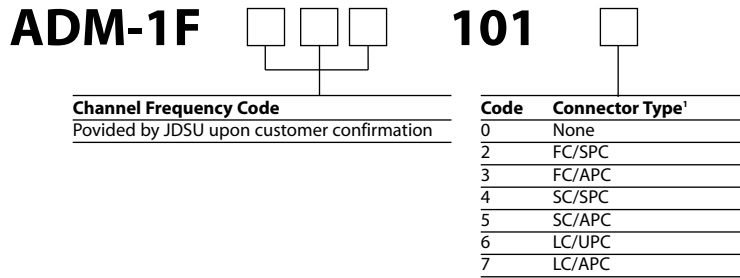
Parameter	Specification	
Wavelength range	C or L band ITU channels 186.6 to 196.1 THz	
Passband	Minimum	± 12.5 GHz ($\approx \pm 0.10$ nm)
Passband ripple	Maximum	0.35 dB
Drop insertion loss ¹	Maximum	1.1 dB
Express insertion loss ¹	Maximum	0.9 dB
Add insertion loss ¹	Maximum	1.1 dB
Drop isolation (adjacent channel)	Minimum	25 dB
Drop Isolation (non-adjacent channel)	Minimum	50 dB
Express isolation	Minimum	30 dB
Directivity	Minimum	50 dB
Return loss	Minimum	45 dB
Polarization dependent loss	Maximum	0.2 dB
Polarization mode dispersion	Maximum	0.15 ps
Optical power handling	Maximum	1 W
Operating temperature range	0 to 70 °C	
Storage temperature range	-40 to 85 °C	
Fiber type	9/125/900 μ m fiber	
Fiber length	1.0 \pm 0.1 m	
Package size (L x W x H)	130.0 x 70.0 x 12.7 mm	

1. Losses include one connector. If no connector option is selected, the maximum loss should be 0.2 dB lower.

Ordering Information

For more information on this or other products and their availability, please contact your local JDSU account manager or JDSU directly at 1-800-498-JDSU (5378) in North America and +800-5378-JDSU worldwide or via e-mail at customer.service@jdsu.com.

Sample: ADM-1F2721014



1. Other connectors available upon request.

Telcordia is a registered trademark of Telcordia Technologies Incorporated.

All statements, technical information and recommendations related to the products herein are based upon information believed to be reliable or accurate. However, the accuracy or completeness thereof is not guaranteed, and no responsibility is assumed for any inaccuracies. The user assumes all risks and liability whatsoever in connection with the use of a product or its application. JDSU reserves the right to change at any time without notice the design, specifications, function, fit or form of its products described herein, including withdrawal at any time of a product offered for sale herein. JDSU makes no representations that the products herein are free from any intellectual property claims of others. Please contact JDSU for more information. JDSU and the JDSU logo are trademarks of JDS Uniphase Corporation. Other trademarks are the property of their respective holders. ©2006 JDS Uniphase Corporation. All rights reserved. 10139959 Rev.002 03/06 FADM100.DS.CMS.AE