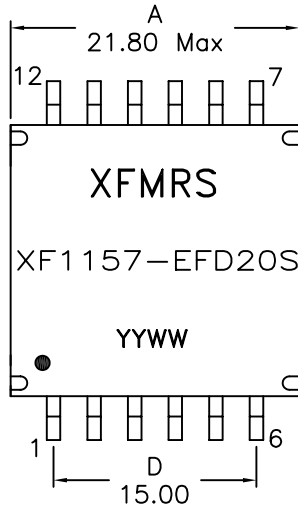
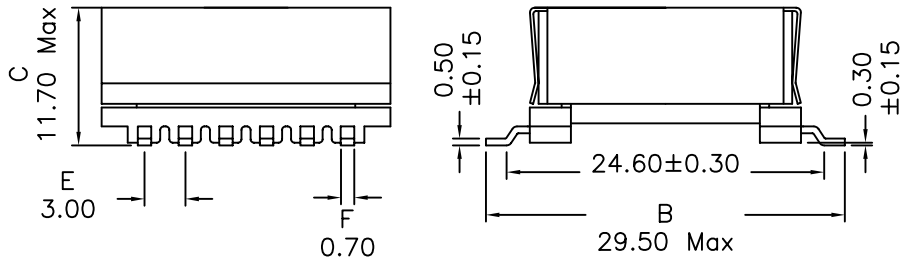


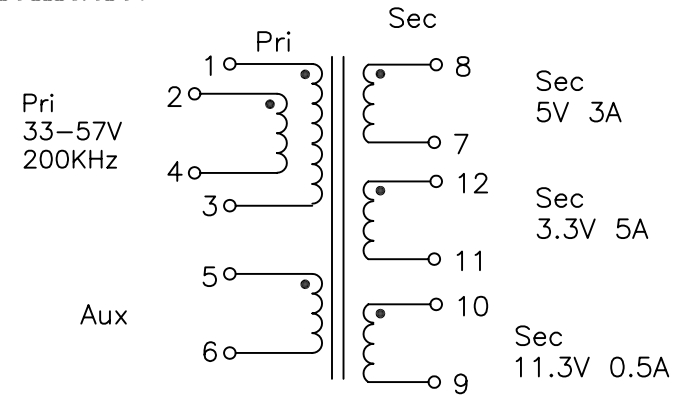
## 1. Mechanical Dimensions:



### Notes:

1. Solderability: Leads shall meet MIL-STD-202G, Method 208H for solderability.
2. Flammability: UL94V-0
3. ASTM oxygen index: > 28%
4. Insulation System: Class F 155°C. UL file E151556
5. Operating Temperature Range: All listed parameters are to be within tolerance from -40°C to +85°C
6. Storage Temperature Range: -55°C to +125°C
7. Aqueous wash compatible
8. SMD Lead Coplanarity: ±0.004"(0.102mm)
9. Electrical and mechanical specifications 100% tested
10. RoHS Compliant Component

## 2. Schematic:



## 3. Electrical Specifications: @25°C

OCL: Pins 1,2-4,3 11.5uH±10% @10KHz, 0.1V

Q: Pins 1,2-4,3 8 Min @10KHz, 0.1V

LL: Pins 1,2-4,3 0.5uH Max @100KHz, 0.1V, Short Secs

DCR: Pins 1,2-3,4 0.028 Ohms Max

Pins 8-7 0.012 Ohms Max

Pins 12-11 0.005 Ohms Max

Pins 10-9 0.062 Ohms Max

Pins 5-6 0.190 Ohms Max

Turns Ratio: Pins (1-3):(2-4) = 1.00±2%

Pins (1-3):(5-6) = 1.00±2%

Pins (1-3):(8-7) = 2.67±2%

Pins (1-3):(12-11) = 4.00±2%

Pins (1-3):(10-9) = 1.14±2%

Isolation Voltage: 1500Vrms, Pri&Aux to Sec for 1 Min

<b>XFMRS Inc</b> www.XFMRS.com	Title: Flyback Transformer		
	UNLESS OTHERWISE SPECIFIED	P/N: XF1157-EFD20S	REV. A
TOLERANCES: .xx ±0.25	DWN.	Mei Chen	Mar-22-10
Dimensions in MM	CHK.	YK Liao	Mar-22-10
SHEET 1 OF 1	APP.	BW	Mar-22-10

DOC. REV A/2

**PROPRIETARY**

Document is the property of XFMRS Group & is not allowed to be duplicated without authorization.