

Surface Mount TVS For ESD Protection Diode

 Lead(Pb)-Free

Features:

- * Stand-off Voltage : 5.0V
- * Low Leakage
- * Response Time is Typically < 1 ns
- * ESD Rating of Class 3 (> 16 kV) per Human Body Model
- * IEC61000-4-2 Level 4 ESD Protection
- * IEC61000-4-4 Level 4 EFT Protection
- * These are Pb-Free Devices

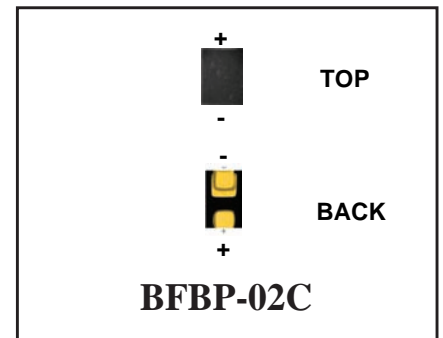
Main Applications:

- * Cellular Handsets & Accessories
- * Personal Digital Assistants (PDAs)
- * Notebooks & Handhelds
- * Portable Instrumentation
- * Digital Cameras
- * Peripherals
- * MP3 Players

Mechanical Characteristics:

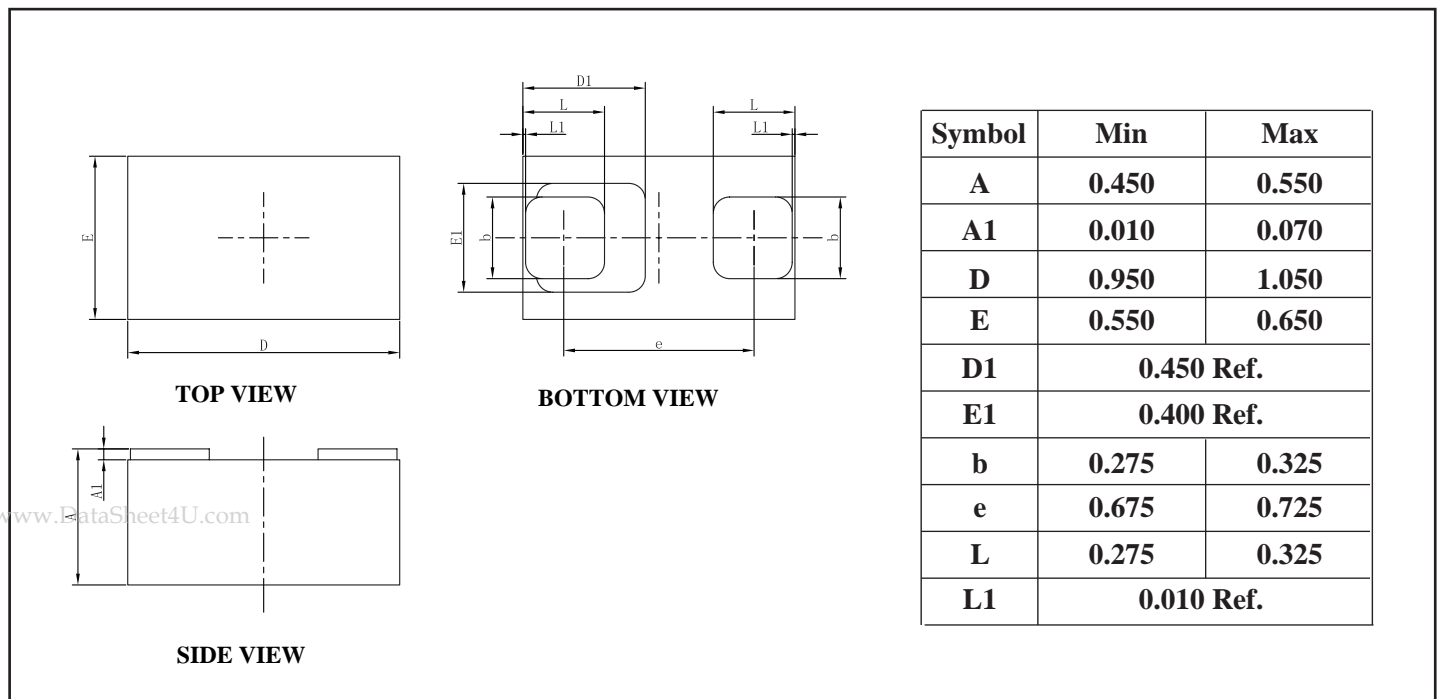
- * Molding compound flammability rating: UL 94V-0

Total Power Dissipation
100m Watts
Reverse Working Voltage
5.0 Volts



BFBP Outline Dimensions

Unit:mm



Maximum Ratings (T_A=25°C unless otherwise noted)

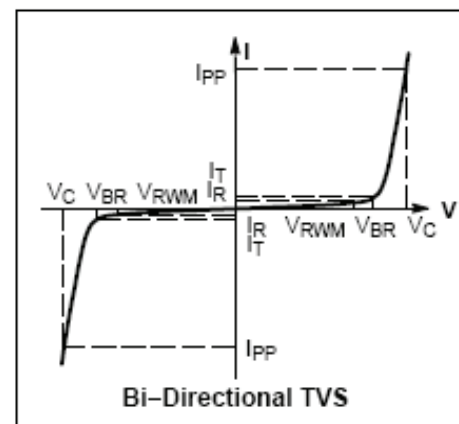
Parameter	Symbol	Limits	Unit
IEC61000-4-2(ESD) Air/Contact		±30	KV
ESD voltage per human body model Per machine model		16	KV
		400	V
Total power dissipation on FR-5 board (Note 1)	P_D	100	mW
Thermal Resistance Junction-to-Ambient	R _{θJA}	1250	°C/W
Lead Solder Temperature – Maximum (10 Second Duration)	T_L	260	°C
Junction and Storage temperature range	T_j, T_{stg}	-55 ~ +150	°C

Stresses exceeding Maximum Ratings may damage the device. Maximum Ratings are stress ratings only. Functional operation above the Recommended. Operating Conditions is not implied. Extended exposure to stresses above the Recommended Operating Conditions may affect device reliability.

1. FR-5 = 1.0 x 0.75 x 0.62 in.

ELECTRICAL CHARACTERISTICS (T_A = 25°C unless otherwise noted)

Symbol	Parameter
I _{PP}	Maximum Reverse Peak Pulse Current
V _C	Clamping Voltage @ I _{PP}
V _{RWM}	Working Peak Reverse Voltage
I _R	Maximum Reverse Leakage Current @ V _{RWM}
V _{BR}	Breakdown Voltage @ I _T
I _T	Test Current
C	Max. Capacitance @V _R =0 and f =1MHz



ELECTRICAL CHARACTERISTICS (T_A = 25°C unless otherwise noted)

Device	Device Marking	V _{RWM} (V)	I _R (μA) @ V _{RWM}	V _{BR} (V) @ I _T (Note 2)		I _T	V _C @IPP = 5 A	I _{PP} (A)	V _C (V) @Max I _{PP}	C (pF)
		Max	Max	Min	Max	mA	V	Max	Max	Max
DTESDB5V0LED02	EB	5.0	1.0	5.8	7.8	1.0	10	11.2	12.5	30

2. V_{BR} is measured with a pulse test current I_T at an ambient temperature of 25°C.