


FEATURES

- COMPACT HYBRID MODULE.
- CERAMIC SUBSTRATE
- VERY HIGH FREQUENCY STABILITY
- SAW FILTER FRONT END.
- RECEIVING RANGE UP TO 60 METRES.
- SENSITIVITY TYP -100dBm (2.2μVrms).
- CMOS/TTL COMPATIBLE OUTPUT.
- CURRENT CONSUMPTION 3.7mA.
- SINGLE SUPPLY VOLTAGE 5V.
- COMPATIBLE WITH R.F. SOLUTIONS AM TRANSMITTERS.
- REQUIRES NO RADIO LICENCE TO OPERATE.

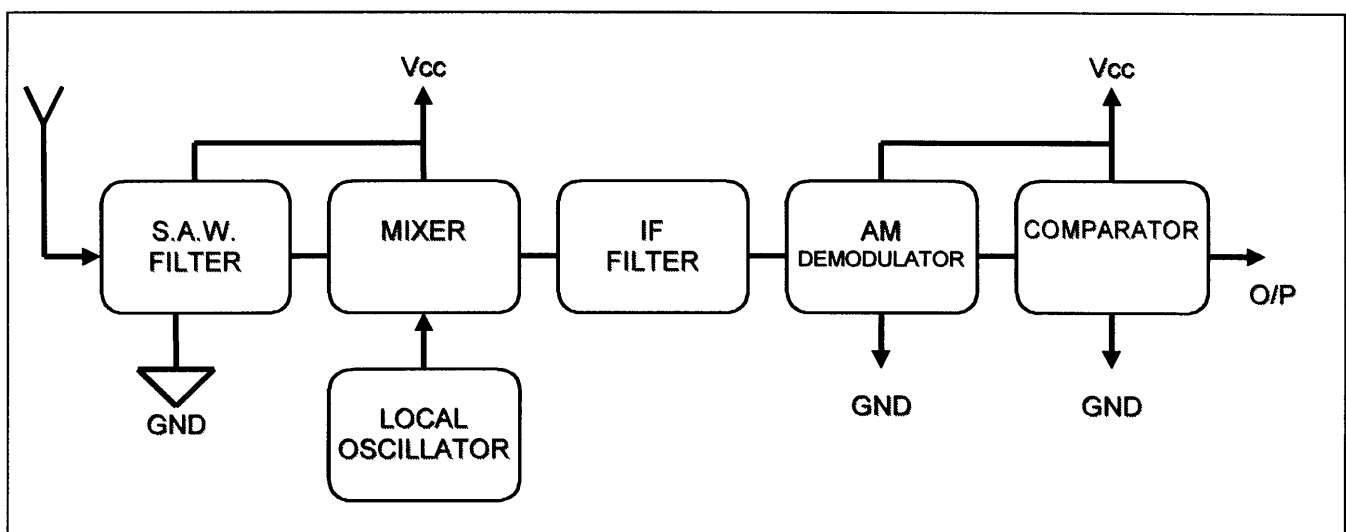


DESCRIPTION

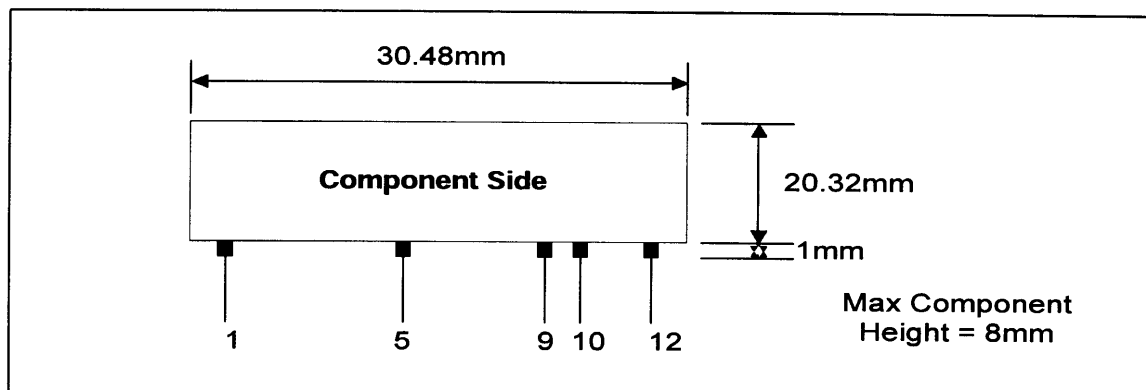
The R.F. Solutions AM Receiver module offers a compact modular RF receiver, which can be used to capture undecoded data from any 315,418 or 433MHz AM Transmitter, such as R.F. Solutions TX-STD & TX-HOP range of transmitters. (See AM Transmitter data sheet) and complements the already popular AM-RRS1.XXX.

The superhetrodyne receiver manufactured on a ceramic substrate incorporates a SAW Filter front end for reduced EMC emissions, and uses an IF stage at 500KHz . These modules show a very high frequency stability over a wide operating temperature even when subjected to mechanical vibrations or manual handling offering a very cost effective solution.

BLOCK DIAGRAM



MECHANICAL DETAILS



Pin No	Pin Name
1	DATA IN(Antenna)
5	GND
9	GND
10	VCC
12	OUT

Ambient temperature = 25° Celcius.

ELECTRICAL CHARACTERISTICS	MIN	TYPICAL	MAX	DIMENSION
Storage Temperature Range	-30		+85	°C
Operating Temperature Range	-25		+80	°C
Supply Voltage (Vcc)	4.5	5	5.5	V
Supply Current		3.7	5	mA
Working Frequency		250-450		MHz
IF Frequency		500		KHz
Max Data Rate			3	KHz
Turn on Time			20	mSecs
R.F Sensitivity (100% AM)		-100		dBm
Low Level Output Voltage			0.6	V
High Level Output Voltage	4.5			V

ORDERING INFORMATION	
AM-RRS2-315	Receiver Module 315MHz
AM-RRS2-418	Receiver Module 418MHz
AM-RRS2-433	Receiver Module 433MHz

Should you require further assistance, please call;

R. F. Solutions Ltd.,
Unit 3, Cliffe Industrial Estate,
South Street,
Lewes,
E Sussex, BN8 6JL. England.

Tel +44 (0)1273 488 880. Fax +44 (0)1273 480 661.

Email sales@rfsolutions.co.uk
<http://www.rfsolutions.co.uk>



RF Solutions is a member of the Low Power Radio Association.

Information contained in this document is believed to be accurate, however no representation or warranty is given and no liability is assumed by R.F. Solutions Ltd. with respect to the accuracy of such information. Use of R.F.Solutions as critical components in life support systems is not authorised except with express written approval from R.F.Solutions Ltd.