

A

# DI, NDI & DM SERIES SPST STANDARD DIP SWITCHES

**FEATURES**  
 High reliability.  
 Self-cleaning contacts.  
 Multi-positions.  
 Process compatible with tape seal.  
 Dual in-line .100" x .300" term. spacing.

## GENERAL SPECIFICATIONS

### ELECTRICALS

Electrical life	2000 cycles min. per switch @ 24 VDC, 25 mA
Contact rating, non-switching	100 mA at 50 VDC
Contact rating, switching	25 mA at 24 VDC
Contact resistance at current 100 mA	50 mΩ max. initial - 100 mΩ max. after life test
Insulation resistance at 100 VDC	100 MΩ minimum
Dielectric strength	500 VDC for 1 minute
Capacitance	5 pf. max. between adjacent terminals

### MECHANICALS, THERMALS

Mechanical life	2000 cycles min. per switch
Operating force	800 grams max.
Vibration	10-55 Hz. per MIL-STD-202F METHOD 201A
Shock	50 g (peak value) for 11 msec. per MIL-STD-202F, METHOD 213B
Operating temperature range	-40°C to 85°C

### SOLDERING & CLEANING RECOMMENDATIONS\*

Hand soldering	320°C max. for 2 seconds max. (30 watt iron max.)
Wave soldering	260°C max. for 5 seconds max.
Force rinse, high agitation or triple bath cleaning method	Freon TF or TE. When vapor methods are used, do not subject switch to solvents above 51°C.

\* Note: keep switches in "OFF" position during soldering and cleaning for best results

## MATERIALS

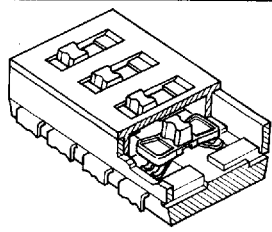
Base & Cover	DI: UL94V-O, glass fiber filled PBT, black NDI & DM: UL94V-O, glass fiber filled PPS, black
Actuators	UL94V-O, Nylon, white
Contacts	Gold over nickel plated copper alloy
Terminals	DI: Tin/lead plated brass. NDI & DM: Gold over nickel plated copper alloy.
Term. Sealing	Molded-in
Tape seal	Polyester film

## PACKAGING

DIP switches are shipped in standard IC tubes with all actuators in the "OFF" position.  
Tape & reel packaging per EIA available for DMR models - consult factory.

## SWITCH CROSS SECTIONS

Double contact system



DI, NDI & DM

## SCHEMATIC (TYPICAL)




See tabulations on following pages for number of positions available (10 shown)

D 96E ■ 6346802 0001339 TT4 ■

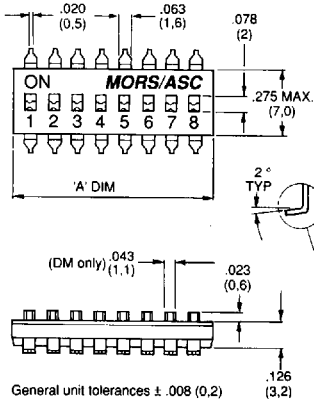
SPECIFICATIONS SUBJECT TO CHANGE WITHOUT NOTICE.

A

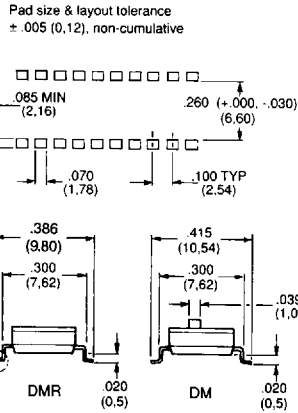
**DM Series  
Surface  
Mount \***



**Mechanical outline**



**Printed circuit board layout**



Actuator Style	MODEL NO. with no tape seal	MODEL NO. with tape seal	No. of Pos.	'A' Dimension +.008/-0.000" (+0.2/-0.0mm)
Raised Actuator	DM-01	n/a	1	.137 (3,48)
	DM-02	n/a	2	.237 (6,02)
	DM-03	n/a	3	.337 (8,56)
	DM-04	n/a	4	.437 (11,10)
	DM-05	n/a	5	.537 (13,64)
	DM-06	n/a	6	.637 (16,18)
	DM-07	n/a	7	.737 (18,72)
	DM-08	n/a	8	.837 (21,26)
	DM-09	n/a	9	.937 (23,80)
	DM-10	n/a	10	1.037 (26,34)
Recessed Actuator	DMR-01	DMR-01T	1	.137 (3,48)
	DMR-02	DMR-02T	2	.237 (6,02)
	DMR-03	DMR-03T	3	.337 (8,56)
	DMR-04	DMR-04T	4	.437 (11,10)
	DMR-05	DMR-05T	5	.537 (13,64)
	DMR-06	DMR-06T	6	.637 (16,18)
	DMR-07	DMR-07T	7	.737 (18,72)
	DMR-08	DMR-08T	8	.837 (21,26)
	DMR-09	DMR-09T	9	.937 (23,80)
	DMR-10	DMR-10T	10	1.037 (26,34)

SPECIFICATIONS SUBJECT TO CHANGE WITHOUT NOTICE.

\* Auto-insertable using equipment from Amistar, Dynapert, Panasert, Northeastern Tool, Universal and others.

D 96E ■ 6346802 0001341 652 ■