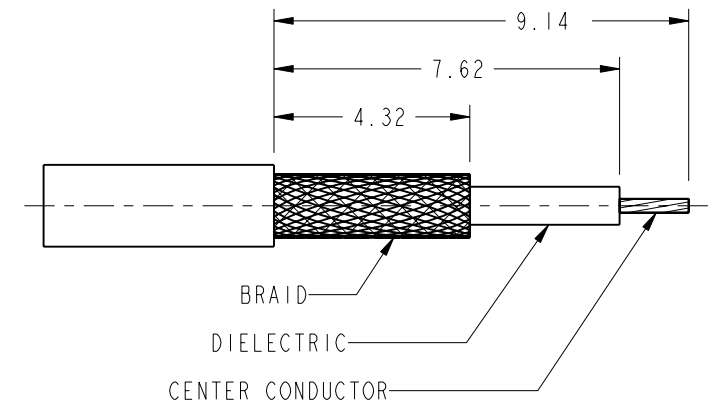
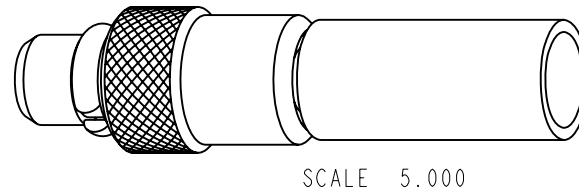


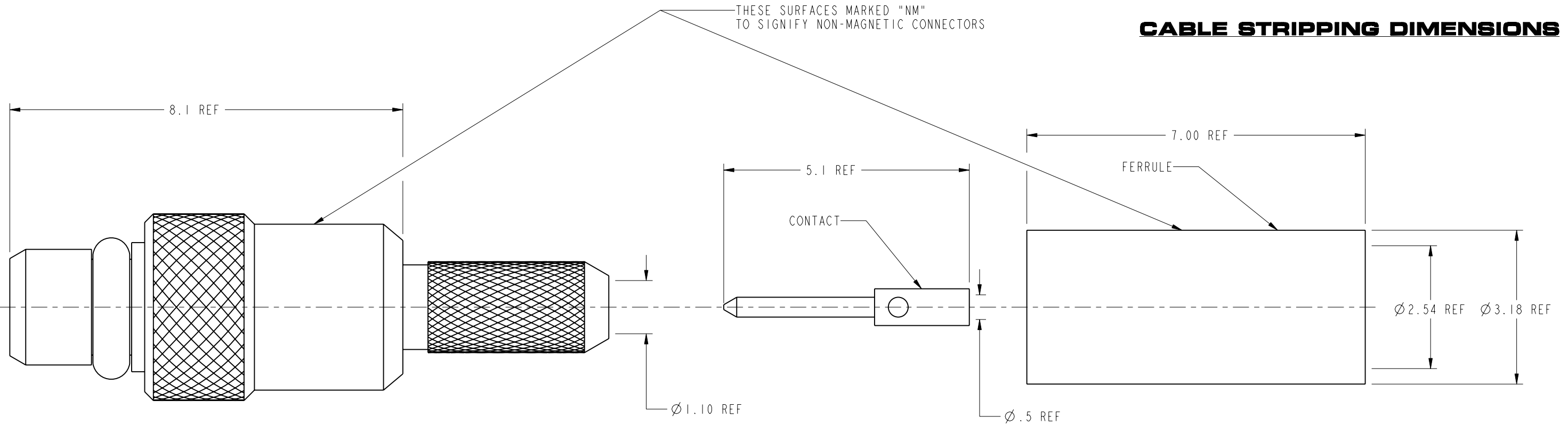
NOTES:

- MATERIALS AND FINISHES:
 BODY COMPONENTS - BeCu, WHITE BRONZE (Cu, Sn, Zn) PLATING
 CONTACT AND C-RING - BeCu, GOLD PLATING OVER WHITE BRONZE (Cu, Sn, Zn)
 FERRULE - COPPER TUBING, WHITE BRONZE (Cu, Sn, Zn) PLATING
 INSULATOR - PTFE
- ELECTRICAL:
 A. IMPEDANCE: 50 OHM
 B. FREQUENCY RANGE: DC - 6 GHz
 C. VSWR(RETURN LOSS): 1.20:1 (21 dB), MAX.
 D. DIELECTRIC WITHSTANDING VOLTAGE: 500 VRMS, MIN.
- MECHANICAL:
 A. DURABILITY: 500 CYCLES MIN.
 B. TEMPERATURE RANGE: -65° C TO 165° C
 C. SOLDER CONTACT
 D. CRIMP FERRULE WITH .105" HEX
- PACKAGING:
 A. QUANTITY: BULK PACK 100
 B. MARKING: BAG TO BE MARKED
 "AMPHENOL, 908-NM41200 100 PIECES, DATE CODE"
 AND "NON-MAGNETIC CONNECTORS"

908-NM41200		REVISIONS			
PART NO.	REV	DESCRIPTION	DATE	ECO	APPR
THIRD ANGLE PROJ.	A	RELEASE TO MFG.	8/8/06	46108	KJC
	B	SEE SHEET 2.	10/24/06	46304	KJC



CABLE STRIPPING DIMENSIONS



METRIC DRAWING

CUSTOMER OUTLINE DRAWING

ALL OTHER SHEETS ARE FOR INTERNAL USE ONLY

UNLESS OTHERWISE SPECIFIED, DIMENSIONS ARE METRIC AND TOLERANCES ARE: 1 PLACE DECIMAL ± 0.3MM (.012") 2 PLACE DECIMAL ± .10 MM (.004") ANGLES ± 1°	MATERIAL	DRAWN	DATE	TITLE ASSEMBLY MMCX PLUG STRAIGHT RG-178 NON MAGNETIC			Amphenol RF Danbury CT USA, Tainan, Taiwan, Shenzhen, China www.amphenolrf.com	
		K. CAPOZZI	18-Jul-06					
NOTICE - These drawings, specifications, or other data (1) are, and remain the property of Amphenol corp. (2) must be returned upon request; and (3) are confidential and not to be disclosed to any person other than those to whom they are given by Amphenol Corp. the finishing of these drawings, specifications, or other data by Amphenol Corp., or to any other person to anyone for any purpose is not to be regarded by implication or otherwise in any manner licensing, granting rights to permitting such holder or any other person to manufacture, use or sell any product, process or design, patented or otherwise, that may in any way be related to or disclosed by said drawings, specifications, or other data.	REFERENCE	ENGINEER	DATE	SCALE: 12.0:1.0 SHEET 2 OF 2			DRAWING NO. ITEM NO.	
	EAR # 1952 AND	K. CAPOZZI	18-Jul-06					
	CONFIGURATION LEVEL: Engineering Change	APPROVED	B. C. GLEISSNER	8/8/06	DWG SIZE	CODE ID	REV	PART NO. 908-NM41200
FINISH		Root Folder/MMCX/908-NM41200	B	74868	B			