


White High-Intensity LED Lamp (5 mm, 30° Viewing Angle)

OVLEW3CB6

- Wide beam angle
- High luminous intensity
- Water clear plastic package
- InGaN white
- Pb-free
- ESD protected ($\pm 1\text{kV}$, 1 time, [200pF 0 Ω])

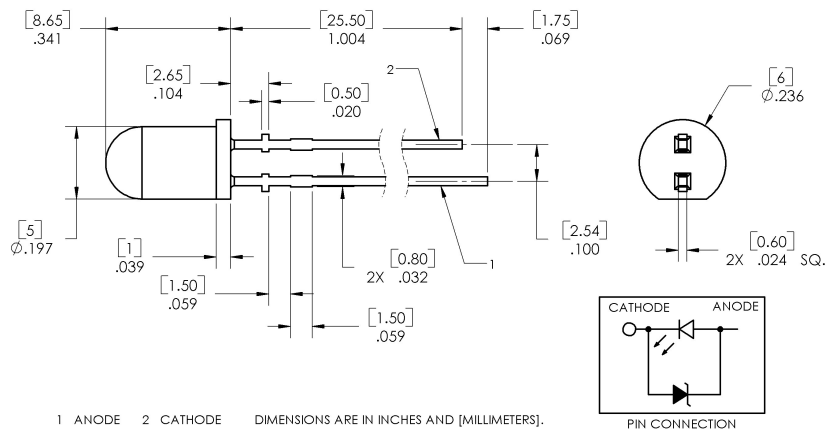


The **OVLEW3CB6** is a round, 5 mm white high-intensity lamp with a 30° viewing angle and stand-offs. It is designed for applications that require high luminous intensity, such as indoor and outdoor displays, marker lights and optical indicators.

Applications

- Indoor/outdoor displays and billboards
- Message boards
- Store front signage
- Indicators

Part Number	Material	Emitted Color	Intensity Typ. mcd	Lens Color
OVLEW3CB6	InGaN	White	2100	Water Clear



**DO NOT LOOK DIRECTLY
AT LED WITH UNSHIELDED
EYES OR DAMAGE TO
RETINA MAY OCCUR.**

OPTEK reserves the right to make changes at any time in order to improve design and to supply the best product possible.

Absolute Maximum Ratings

T_A = 25° C (on metal core PCB) unless otherwise noted

Storage Temperature Range	-40 ~ +100° C
Operating Temperature Range	-30 ~ +85° C
Reverse Current	100 mA ^Δ
Continuous Forward Current	30 mA
Forward Current Reduction	-0.50 mA/° C
Power Dissipation	120 mW

Note:

1. ^Δ = Zener Diode Rating.

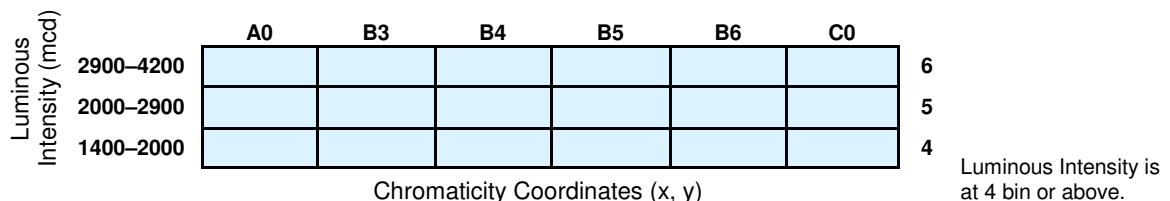
Electrical Characteristics

T_A = 25° C (on metal core PCB) unless otherwise noted

SYMBOL	PARAMETER	MIN	TYP	MAX	UNITS	CONDITIONS
I _V	Luminous Intensity	1400	2100	4200	mcd	I _F = 20 mA
V _F	Forward Voltage	2.8	3.4	3.9	V	I _F = 20 mA
I _R	Reverse Voltage	----	----	2.5	V	I _R = 10 mA
2 Θ ^{1/2}	50% Power Angle	----	30	----	deg	I _F = 20 mA
x	Chromaticity Coordinates	----	0.310	----	----	I _F = 20 mA
y		----	0.320	----	----	I _F = 20 mA

Standard Bins (I_F = 20 mA)

Lamps are sorted to luminous intensity (I_V) and chromaticity coordinates (x, y) bins shown. Orders for OVLEW3CB6 may be filled with any or all bins contained as below.



Rank		A0				B3				B4			
Chromaticity Coordinates	x	0.280	0.296	0.283	0.264	0.287	0.307	0.304	0.283	0.307	0.330	0.330	0.304
	y	0.248	0.276	0.305	0.267	0.295	0.315	0.330	0.305	0.315	0.339	0.360	0.330

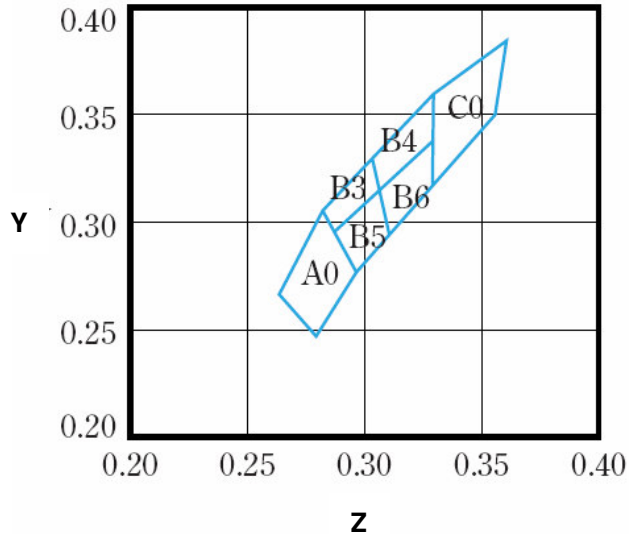
Rank		B5				B6				C0			
Chromaticity Coordinates	x	0.296	0.311	0.307	0.287	0.311	0.330	0.330	0.307	0.330	0.356	0.361	0.330
	y	0.276	0.294	0.315	0.295	0.294	0.318	0.339	0.315	0.318	0.351	0.385	0.360

Notes:

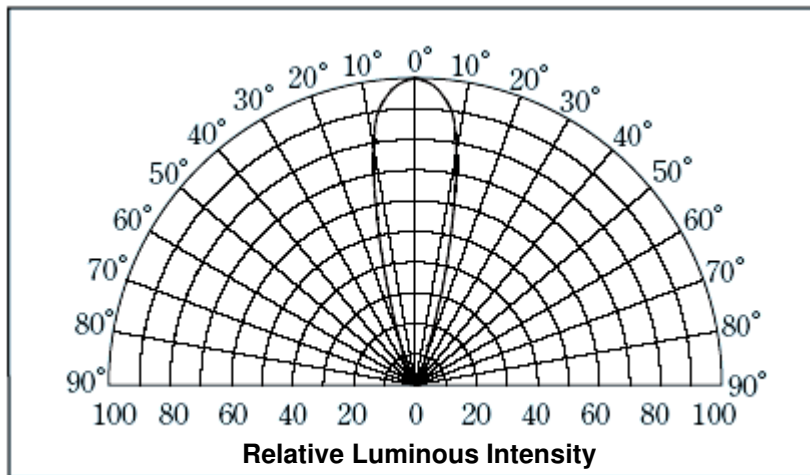
- All ranks will be included per delivery, rank ratio will be based on the chip distribution.
- Pb content <1000 PPM.
- To designate luminous intensity ranks, please contact OPTeK.

OPTeK reserves the right to make changes at any time in order to improve design and to supply the best product possible.

CIE Chromaticity Diagram

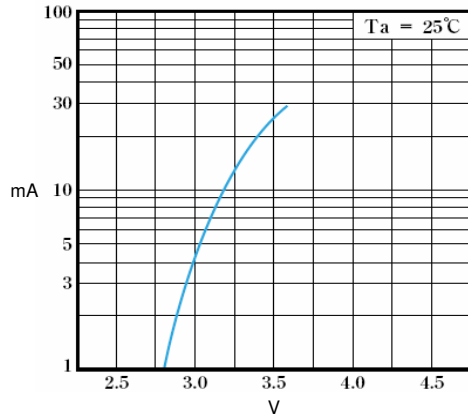


Beam Pattern

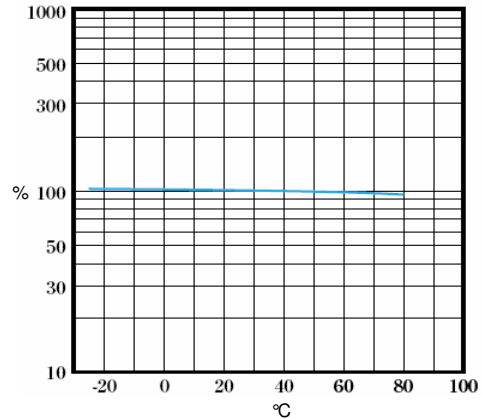


OPTEK reserves the right to make changes at any time in order to improve design and to supply the best product possible.

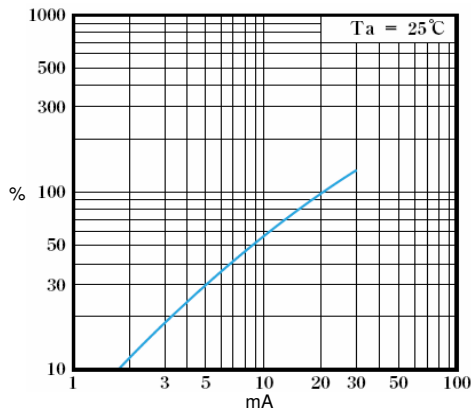
Typical Electro-Optical Characteristics Curves



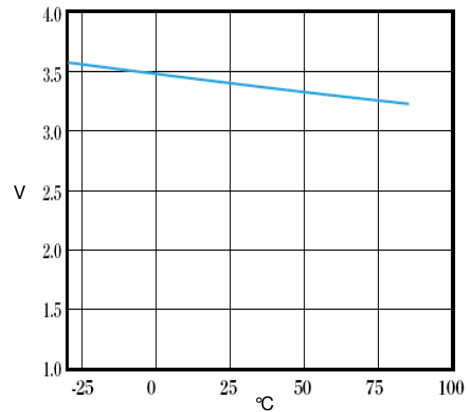
Forward Current vs Forward Voltage



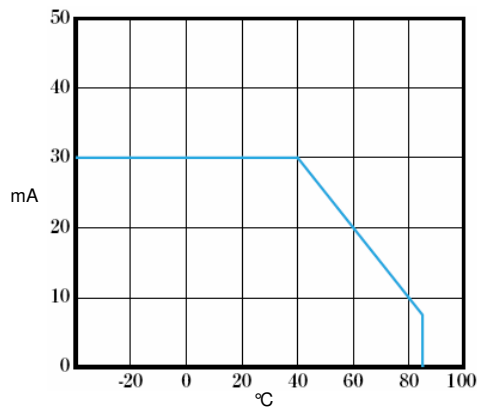
Relative Luminous Intensity vs Ambient Temperature



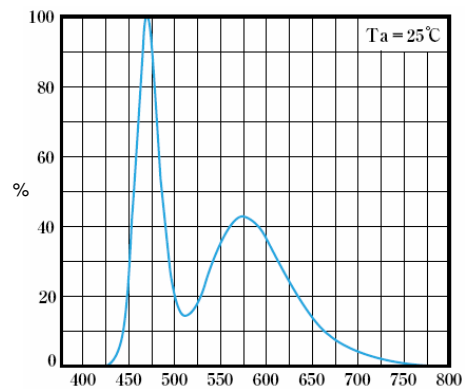
Relative Luminous Intensity vs Forward Current



Forward Voltage vs Ambient Temperature




Forward Current vs Ambient Temperature



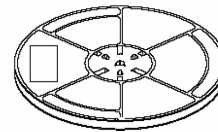
Relative Luminous Intensity vs Wavelength

OPTEK reserves the right to make changes at any time in order to improve design and to supply the best product possible.

Packing Information: Available in bulk or reel

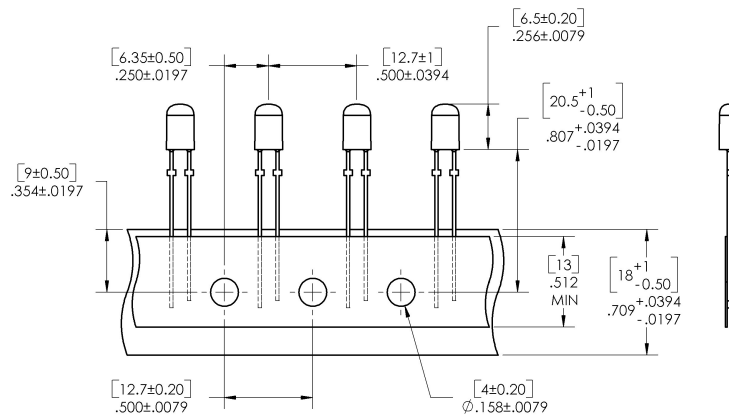


Bulk: 200 pcs/
ESD protected bag

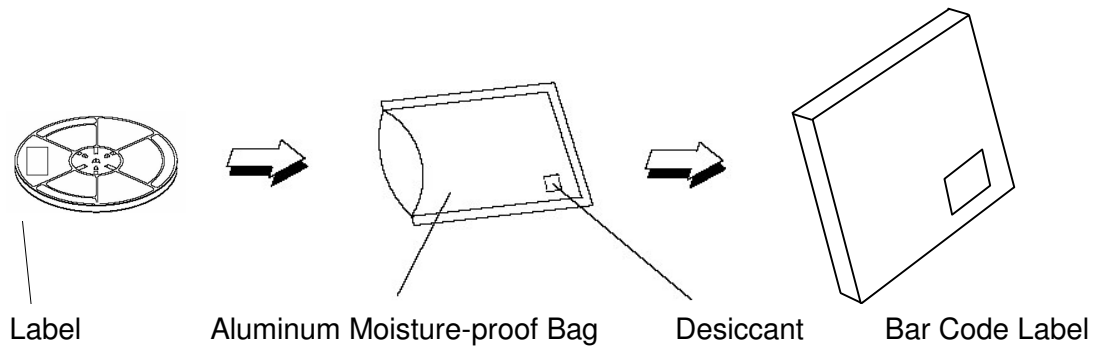


13-inch reel: 2000 pcs/reel

Carrier Tape Dimensions: Loaded quantity 2000 pieces per reel



Moisture Resistant Packaging



OPTEK reserves the right to make changes at any time in order to improve design and to supply the best product possible.