

# VOLTAGE CONTROLLED OSCILLATOR

## SURFACE MOUNT MODEL: DCO1198-8


www.DataSheet4U.com

### OPTIMIZED BANDWIDTH

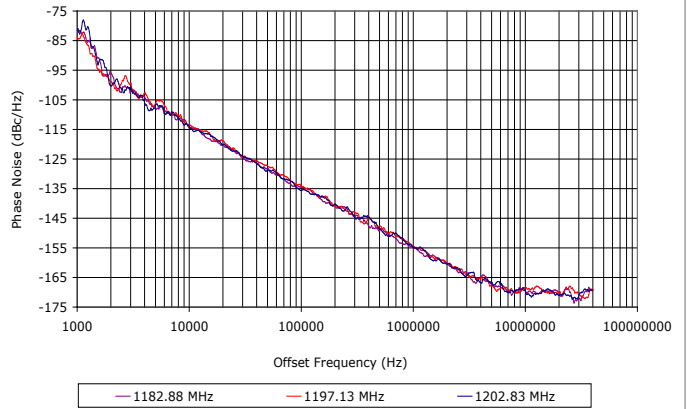
### 1195 - 1205 MHz

#### FEATURES:

- ▶ Miniature Size, Surface Mount (0.3"x0.3")
- ▶ Superb Phase Noise Performance
- ▶ Optimized Narrow Band Tuning



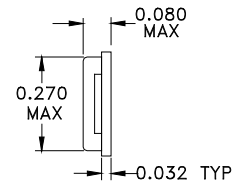
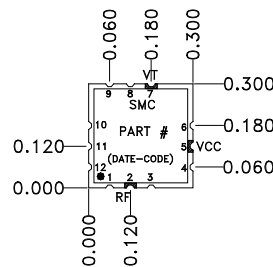
#### Phase Noise



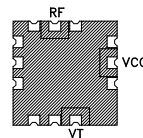
#### SPECIFICATIONS (Rev. A 09/04/08)

Frequency	1195 - 1205 MHz	
Tuning Voltage	0.5 - 8 V	
Bias Voltage	+8 VDC @ 30 mA (Max.)	
Output Power	10 dBm (Min.)	
Tuning Sensitivity	5 - 7 MHz/V (Typ.)	
Output Impedance	50 Ohms (Nom.)	
Harmonic Suppression	12 dB (Typ.)	
Frequency Pulling	2 MHz (Typ. @ 1.75:1 VSWR)	
Frequency Pushing	1 MHz/V (Typ.)	
Tuning Port Capacitance	33 pF (Typ.)	
Typical Phase Noise	Offset	dBc/Hz
	10 kHz	-115
	100 kHz	-135
Operating Temperature Range	-40 to +85 °C	

Package # 343

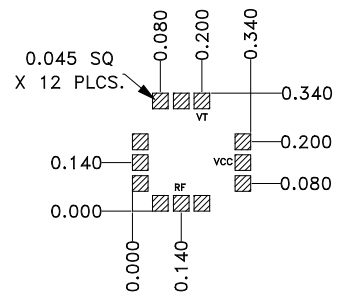


TOP VIEW



BOTTOM VIEW

#### RECOMMENDED PCB LAYOUT



DIMENSIONS ARE IN INCHES.

TOLERANCES ON THREE DECIMAL PLACES= ± 0.015

ALL UNLABELED PINS TO BE GROUNDED.

This product is manufactured under one or more of the following patents. Approved: 5,160,810; 5,122,621; 5,390,349; 5,416,449; 5,650,754; 5,805,431; 6,525,623; 6,850,575; 7,088,189; 7,180,381; 7,196,591; 7,262,670; 7,265,642; 7,292,113; 7,365,612; 7,495,525; 2,548,311; 2,548,317; 7,545,229; 7,580,693; 7,586,381 | Pending: 60/493075; 60/501371 & 60/501790; 60/527957 & 60/528670; 60/563481; 60/564173; 60/589090; 60/601823; 60/605791; EV31369834; 11/259766; 60/622485 & 60/710310; 10/937525/60/736901; 60/732787; 7,495,525; 2,548,311; 2,548,317; 7,545,229; 2,563,174; 7,580,693



# VOLTAGE CONTROLLED OSCILLATOR

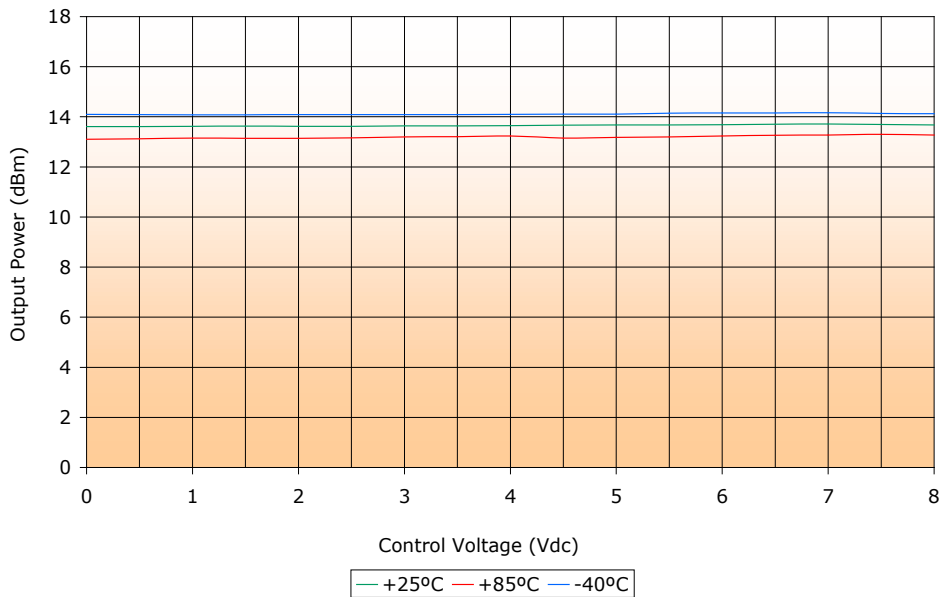
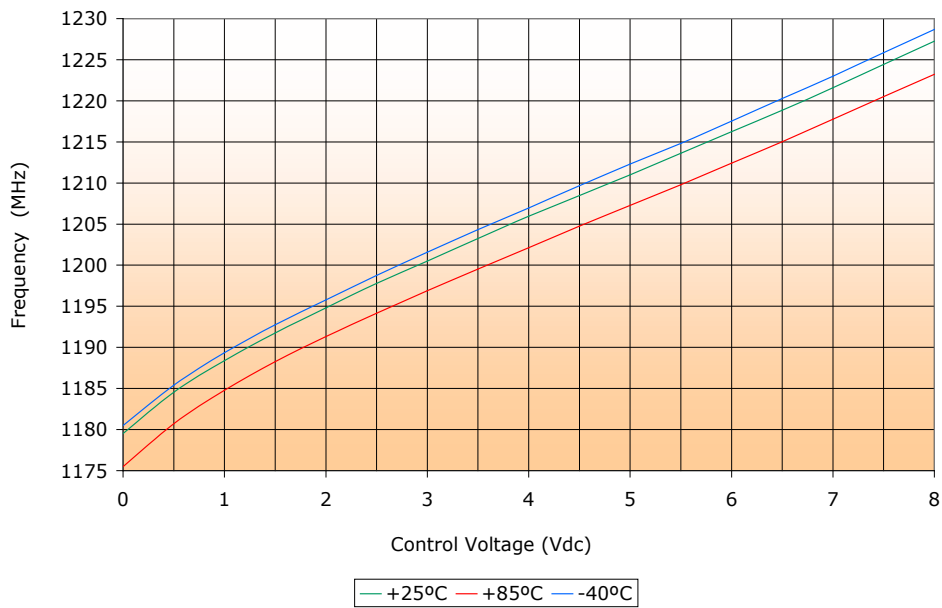
## SURFACE MOUNT MODEL: DCO1198-8

www.DataSheet4U.com

OPTIMIZED BANDWIDTH

1195 - 1205 MHz

PERFORMANCE PLOTS



This product is manufactured under one or more of the following patents. Approved: 5,160,810; 5,122,621; 5,390,349; 5,416,449; 5,650,754; 5,805,431; 6,525,623; 6,850,575; 7,088,189; 7,180,381; 7,196,591; 7,262,670; 7,265,642; 7,292,113; 7,365,612; 7,495,525; 2,548,311; 2,548,317; 7,545,229; 7,580,693; 7,586,381 | Pending: 60/493075; 60/501371 & 60/501790; 60/527957 & 60/528670; 60/563481; 60/564173; 60/589090; 60/601823; 60/605791; EV31369834; 11/259766; 60/622485 & 60/710310; 10/937525/60/736901; 60/732787; 7,495,525; 2,548,311; 2,548,317; 7,545,229; 2,563,174; 7,580,693

Copyright © Synergy Microwave Corporation  
 www.DataSheet4U.com • Paterson, New Jersey 07504 USA • Tel: (973) 881-8800 • Fax: (973) 881-8361  
 E-Mail: sales@synergymw.com • World Wide Web: http://www.synergymw.com



# VOLTAGE CONTROLLED OSCILLATOR

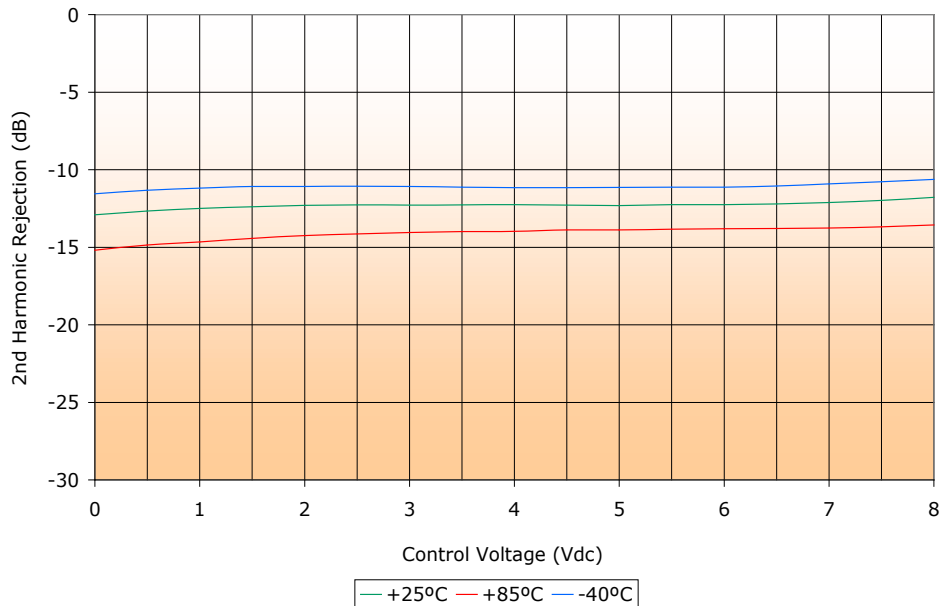
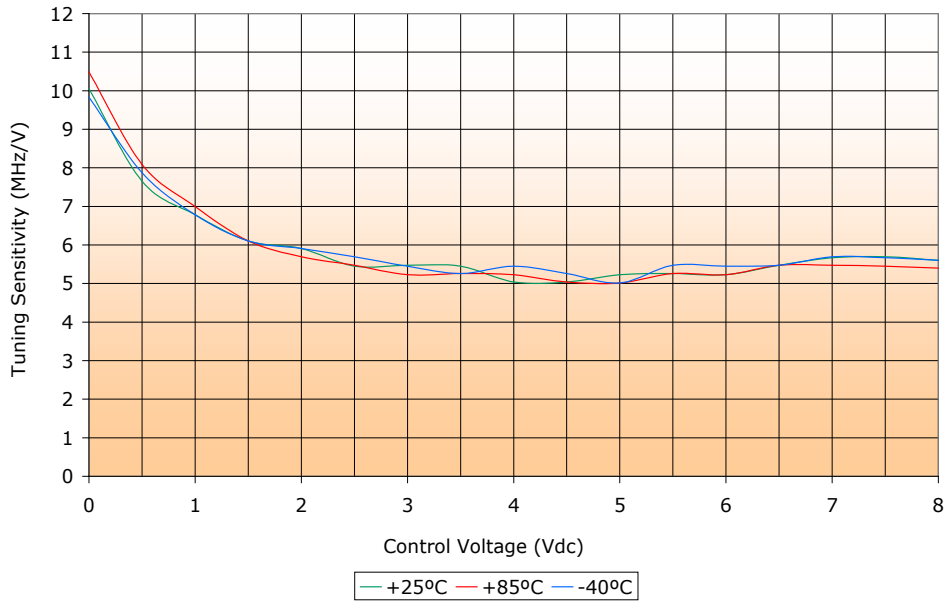
## SURFACE MOUNT MODEL: DCO1198-8

www.DataSheet4U.com

OPTIMIZED BANDWIDTH

1195 - 1205 MHz

PERFORMANCE PLOTS



This product is manufactured under one or more of the following patents: Approved: 5,160,810; 5,122,621; 5,390,349; 5,416,449; 5,650,754; 5,805,431; 6,525,623; 6,850,575; 7,088,189; 7,180,381; 7,196,591; 7,262,670; 7,265,642; 7,292,113; 7,365,612; 7,495,525; 2,548,311; 2,548,317; 7,545,229; 7,580,693; 7,586,381 | Pending: 60/493075; 60/501371 & 60/501790; 60/527957 & 60/528670; 60/563481; 60/564173; 60/589090; 60/601823; 60/605791; EV31369834; 11/259766; 60/622485 & 60/710310; 10/937525/60/736901; 60/732787; 7,495,525; 2,548,311; 2,548,317; 7,545,229; 2,563,174; 7,580,693

www.DataSheet4U.com Copyright © Synergy Microwave Corporation  
 Newark • Paterson, New Jersey 07504 USA • Tel: (973) 881-8800 • Fax: (973) 881-8361  
 E-Mail: sales@synergymw.com • World Wide Web: http://www.synergymw.com

