


# Pushbutton Switches

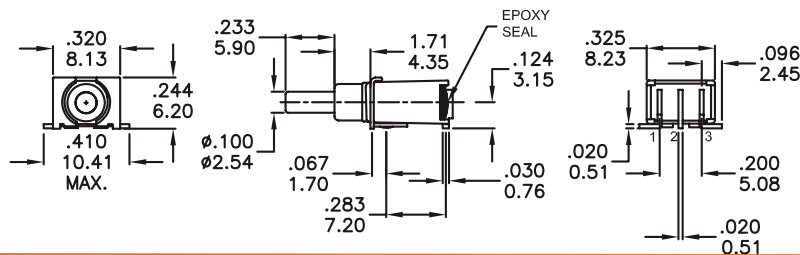
## Sealed Sub-Miniature SMT Pushbutton Switches

## PB64 Series

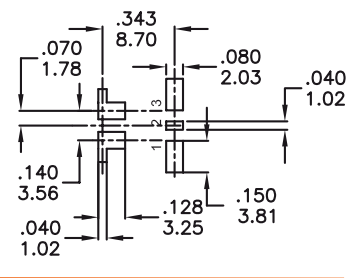
 UL versions available by request




**PB64S8TTAUEV**



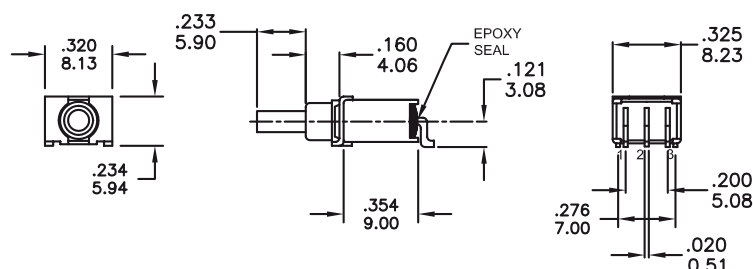
### P.C. MOUNTING



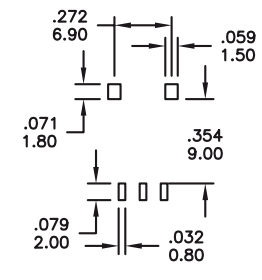
 UL versions available by request




**PB64S8TZAUEV**



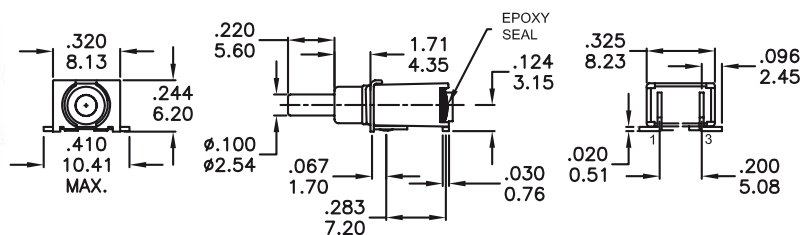
### P.C. MOUNTING



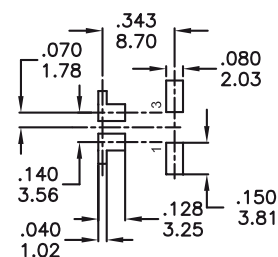
 UL versions available by request




**PB64S9TTAUEV**



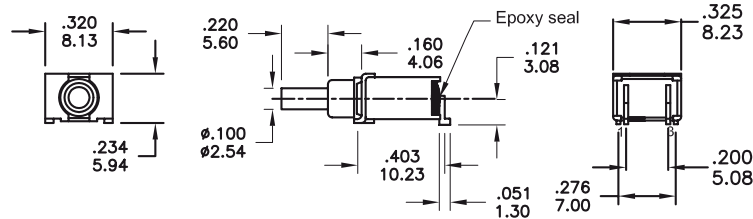
### P.C. MOUNTING



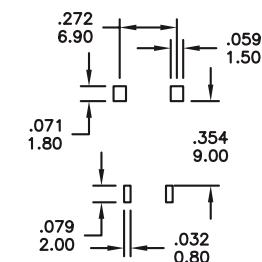
 UL versions available by request



**PB64S9TZAUEV**



### P.C. MOUNTING



## How to order:

PB64 1 2 3 4 5

### 1 POLES & CIRCUIT:

S8 SP ON-MOM  
S9 SP OFF-MOM

### 2 TERMINALS:

TT SMT Type (See drawing)  
TZ SMT Type 2 (See drawing)

### 3 CONTACT MATERIAL:

AG Silver  
AU Gold  
UT Gold, tin-lead  
GT Silver, tin-lead  
UG Gold over Silver  
UGT Gold over Silver, Tin-lead

### 4 SEAL:

E Epoxy (Standard)

### 5 ROHS & LEADFREE:

No Code RoHS Compliant  
V RoHS & Lead Free

## General Specifications:

### MATERIALS

» Movable Contact & Fixed Terminals:  
AG, GT, UG & UGT: Silver plated over copper alloy  
AU & UT: Gold over nickel plated over copper alloy

### MECHANICAL

» Operating Temperature: -30°C to +85°C  
» Mechanical Life: 50,000 cycles

### CONTACT RATING

» AG, GT, UG & UGT: 5A120VAC/28VDC 2A250VAC  
» AU & UT: 0.4VA max. 20V max. (AC/DC)

### ELECTRICAL

» Contact Resistance: 20mΩ max. initial @ 2-4VDC  
100mA for silver & gold plated contacts  
» Insulation Resistance: 1,000MΩ min.



### SOLDERING PROCESSES

**MANUAL SOLDERING** : Use soldering iron of 30 watts, controlled at 350°C approximately 5 seconds while applying solder.

**WAVE SOLDERING** : Recommended Soldering Temperature: 260±5°C  
Duration of Solder Immersion: 5 ±1 seconds  
(PCB is 1.6mm in thickness)

**SOLDERING** : Vapor phase & IR- reflow soldering can be applied.

