

CONSTANT VOLTAGE REGULATION APPLICATION.
REFERENCE VOLTAGE APPLICATION.

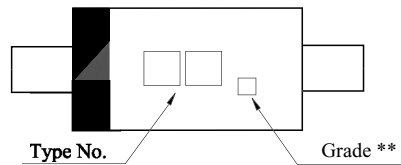
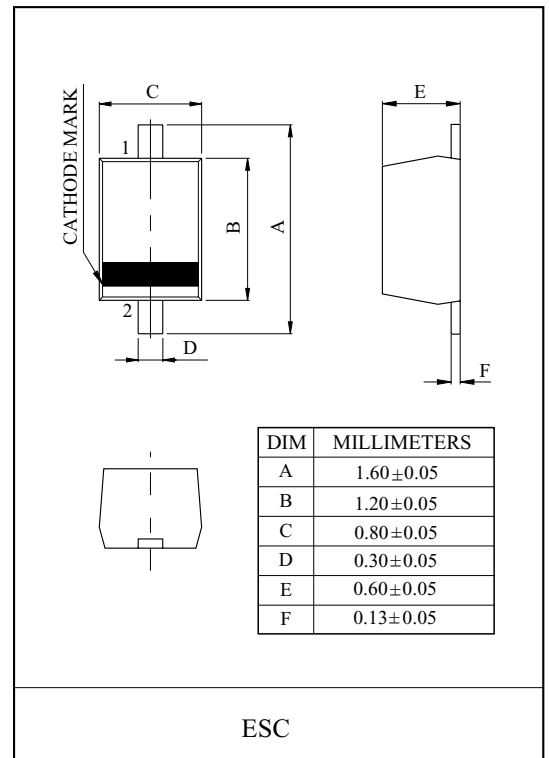
FEATURES

- Small Package : ESC
- Sharp Breakdown Characteristic.

MAXIMUM RATING (Ta=25°C)

CHARACTERISTIC	SYMBOL	RATING	UNIT
Power Dissipation	P_D^*	150	mW
Junction Temperature	T_j	150	°C
Storage Temperature Range	T_{stg}	-55 ~ 150	°C

* Mounted on a glass epoxy circuit board of 20×20mm,
pad dimension of 4×4mm.



**

Grade	Symbol
None	(Blank)
Y	•

Type No.	Marking	Type No.	Marking	Type No.	Marking	Type No.	Marking
KDZ2.0EV	2A	KDZ4.3EV	43	KDZ9.1EV	91	KDZ20EV	20
KDZ2.2EV	2B	KDZ4.7EV	47	KDZ10EV	10	KDZ22EV	22
KDZ2.4EV	2C	KDZ5.1EV	51	KDZ11EV	11	KDZ24EV	24
KDZ2.7EV	2D	KDZ5.6EV	56	KDZ12EV	12	KDZ27EV	27
KDZ3.0EV	30	KDZ6.2EV	62	KDZ13EV	13	KDZ30EV	A2
KDZ3.3EV	33	KDZ6.8EV	68	KDZ15EV	15	KDZ33EV	A3
KDZ3.6EV	36	KDZ7.5EV	75	KDZ16EV	16	KDZ36EV	A4
KDZ3.9EV	39	KDZ8.2EV	82	KDZ18EV	18	-	-

KDZ2.0EV~36EV

ELECTRICAL CHARACTERISTICS (Ta=25 °C)

TYPE No.	Grade	Zener Voltage Vz (V)			Dynamic Impedance Zz (Ω)		KNEE Dynamic Impedance Zzk (Ω)		Reverse Current IR (μA)	
		Min.	Max.	Iz (mA)	MAX.	Iz (mA)	MAX.	Iz (mA)	MAX.	VR(V)
KDZ2.0EV	-	1.85	2.15	5	100	5	1000	0.5	120	1.0
	Y	1.95	2.15							
KDZ2.2EV	-	2.05	2.38	5	100	5	1000	0.5	120	1.0
	Y	2.16	2.38							
KDZ2.4EV	-	2.28	2.60	5	100	5	1000	0.5	120	1.0
	Y	2.40	2.60							
KDZ2.7EV	-	2.50	2.90	5	110	5	1000	0.5	120	1.0
	Y	2.65	2.90							
KDZ3.0EV	-	2.80	3.20	5	120	5	1000	0.5	50	1.0
	Y	2.95	3.20							
KDZ3.3EV	-	3.10	3.50	5	130	5	1000	0.5	20	1.0
	Y	3.25	3.50							
KDZ3.6EV	-	3.40	3.80	5	130	5	1000	0.5	10	1.0
	Y	3.60	3.845							
KDZ3.9EV	-	3.70	4.10	5	130	5	1000	0.5	10	1.0
	Y	3.89	4.16							
KDZ4.3EV	-	4.00	4.50	5	130	5	1000	0.5	5	1.0
	Y	4.17	4.43							
KDZ4.7EV	-	4.40	4.90	5	120	5	1000	0.5	5	1.0
	Y	4.55	4.75							
KDZ5.1EV	-	4.80	5.40	5	70	5	1000	0.5	1	1.5
	Y	4.98	5.20							
KDZ5.6EV	-	5.30	6.00	5	40	5	900	0.5	1	2.5
	Y	5.49	5.73							
KDZ6.2EV	-	5.80	6.60	5	30	5	500	0.5	1	3.0
	Y	6.06	6.33							
KDZ6.8EV	-	6.40	7.20	5	25	5	150	0.5	0.5	5.0
	Y	6.65	6.93							
KDZ7.5EV	-	7.00	7.90	5	23	5	120	0.5	0.5	6.0
	Y	7.28	7.60							
KDZ8.2EV	-	7.70	8.70	5	20	5	120	0.5	0.5	6.5
	Y	8.02	8.36							
KDZ9.1EV	-	8.50	9.60	5	18	5	120	0.5	0.5	7.0
	Y	8.85	9.23							
KDZ10EV	-	9.40	10.60	5	15	5	120	0.5	0.5	8.0
	Y	9.77	10.21							

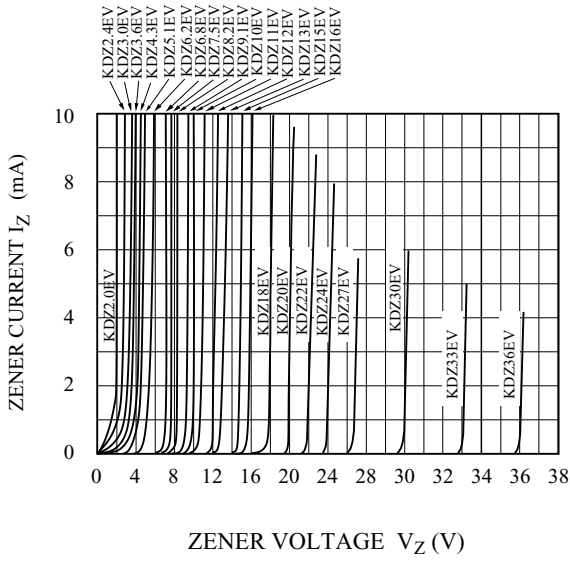
KDZ2.0EV~36EV

ELECTRICAL CHARACTERISTICS (Ta=25 °C)

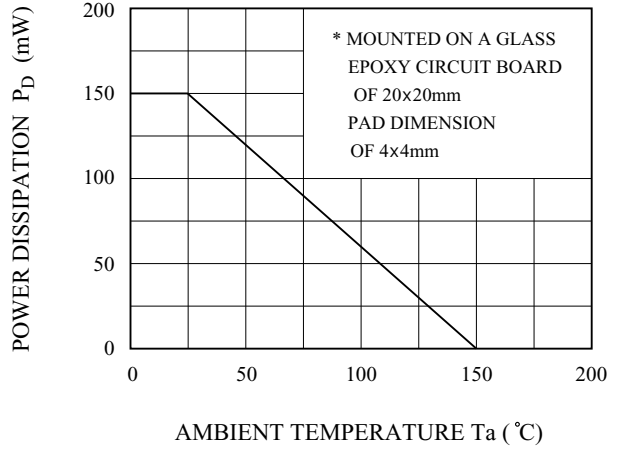
TYPE No.	Grade	Zener Voltage Vz (V)			Dynamic Impedance Zz (Ω)		KNEE Dynamic Impedance Zzk (Ω)		Reverse Current IR (μA)	
		Min.	Max.	Iz (mA)	MAX.	Iz (mA)	MAX.	Iz (mA)	MAX.	VR(V)
KDZ11EV	-	10.40	11.60	5	15	5	120	0.5	0.5	8.5
	Y	10.76	11.22							
KDZ12EV	-	11.40	12.60	5	15	5	110	0.5	0.5	9.0
	Y	11.74	12.24							
KDZ13EV	-	12.40	14.10	5	15	5	110	0.5	0.5	10
	Y	12.91	13.49							
KDZ15EV	-	13.80	15.60	5	15	5	110	0.5	0.5	11
	Y	14.34	14.98							
KDZ16EV	-	15.30	17.10	5	18	5	150	0.5	0.5	12
	Y	15.85	16.51							
KDZ18EV	-	16.80	19.10	5	20	5	150	0.5	0.5	14
	Y	17.56	18.35							
KDZ20EV	-	18.80	21.20	5	25	5	200	0.5	0.5	15
	Y	19.52	20.39							
KDZ22EV	-	20.80	23.30	5	30	5	200	0.5	0.5	17
	Y	21.54	22.47							
KDZ24EV	-	22.80	25.60	5	40	5	200	0.5	0.5	19
	Y	23.72	24.78							
KDZ27EV	-	25.10	28.90	2	150	2	150	0.5	0.1	21
	Y	26.19	27.53							
KDZ30EV	-	28.00	32.00	2	200	2	200	0.5	0.1	23
	Y	29.19	30.69							
KDZ33EV	-	31.00	35.00	2	250	2	250	0.5	0.1	25
	Y	32.15	33.79							
KDZ36EV	-	34.00	38.00	2	300	2	300	0.5	0.1	27
	Y	35.07	36.87							

KDZ2.0EV~36EV

$I_Z - V_Z$



$P_D - T_a$



$\gamma_Z - V_Z$

